

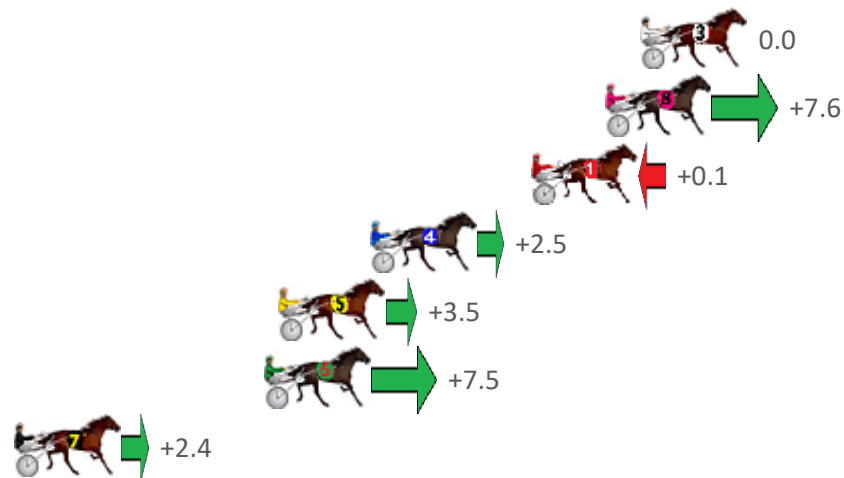
Pinjarra Race 1 Distance 2185m

Monday, 8 August 2022

Gross Time: 2:45.10 MileRate: 2:01.60 LeadTime: 44.20s First Qtr: 31.00s Second Qtr: 32.30s Third Qtr: 30.10s Fourth Qtr: 27.50s

NoHorse	Plc	Mar	800 Posi	400 Posi	Time	3rd Qtr	4th Qtr
3 MAJOR MANHATTA	1	0.0m	0.0m (0)	0.0m (0)	2:45.10	30.10s	27.50s
8 DOURADO	2	1.4m	9.0m (0)	8.4m (1)	2:45.20	30.03s	27.02s
1 ELWADDELL	3	4.3m	4.4m (0)	5.6m (0)	2:45.41	30.18s	27.41s
4 LOMBO MITCHINSO	4	10.7m	13.2m (0)	13.2m (0)	2:45.87	30.09s	27.33s
5 FLASHING ARK	5	14.3m	17.8m (0)	13.2m (1)	2:46.13	29.77s	27.58s
6 YOUR GRACE	6	14.9m	22.4m (0)	18.6m (0)	2:46.18	29.82s	27.25s
7 SUKHOVEY WINDST	7	24.8m	27.2m (0)	21.8m (1)	2:46.89	29.72s	27.71s

Finish Position and metres gained from 800m





Home of PJ Harness Analyser
 Want to know how successful PJ Harness Analyser is?
 Click here for regular updates

www.pjdata.com.au
 admin@pjdata.com.au
 www.facebook.com/PJHarnessRacing



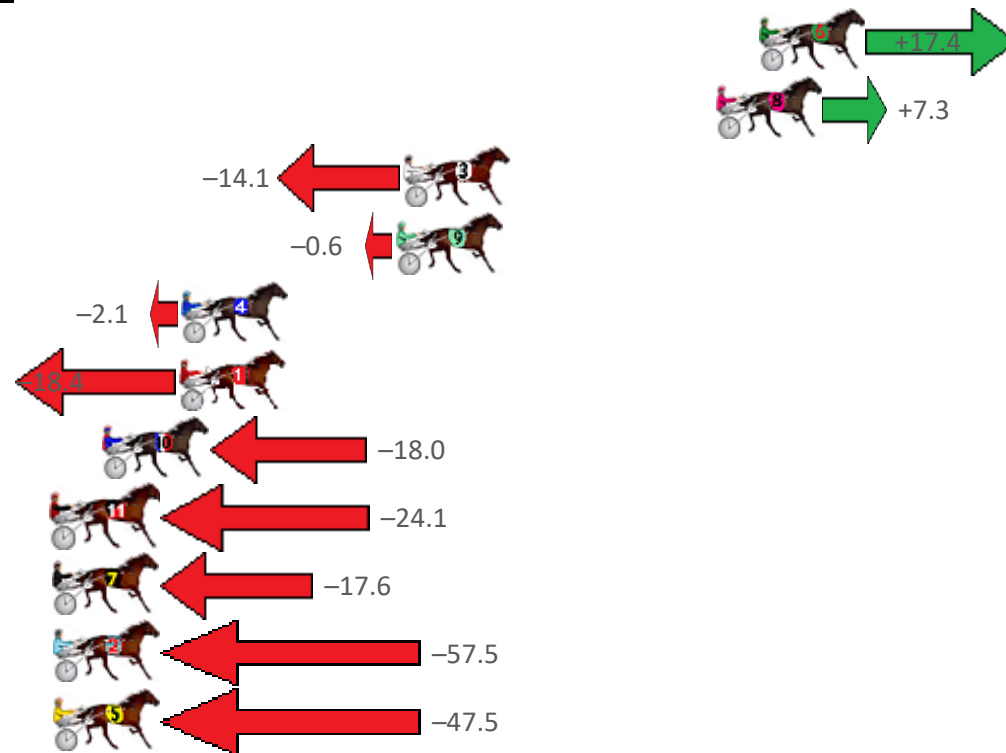
Pinjarra Race 2 Distance 1684m

Monday, 8 August 2022

Gross Time: 2:03.60 MileRate: 1:58.20 LeadTime: 5.50s First Qtr: 27.70s Second Qtr: 30.40s Third Qtr: 31.00s Fourth Qtr: 29.00s

NoHorse	Plc	Mar	800 Posi	400 Posi	Time	3rd Qtr	4th Qtr
6 RATTLIN LILLY	1	0.0m	17.4m (1)	2.4m (3)	2:03.60	29.88s	28.83s
8 FOLLOW ROCKNROL	2	1.7m	9.0m (0)	8.2m (2)	2:03.73	30.92s	28.53s
3 FOUR STARZZZ HAW	3	14.1m	0.0m (0)	0.8m (0)	2:04.67	31.09s	29.96s
9 LILLYROSE	4	14.4m	13.8m (0)	11.0m (0)	2:04.70	30.80s	29.25s
4 BABYSGOTBLUEEYES	5	22.9m	20.8m (0)	15.2m (1)	2:05.34	30.60s	29.56s
1 CUTTING ROSES	6	23.0m	4.6m (0)	6.0m (0)	2:05.35	31.15s	30.23s
10 FIRST AIRBORNE	7	26.0m	8.0m (1)	0.0m (1)	2:05.58	30.47s	30.87s
11 BATAVIA BOB	8	36.9m	12.8m (1)	2.0m (2)	2:06.41	30.28s	31.52s
7 EILEENMAY	9	39.6m	22.0m (1)	10.4m (1)	2:06.61	30.21s	31.11s
2 STEPPING WOLF	10	61.1m	3.6m (1)	5.0m (1)	2:08.25	31.24s	33.04s
5 VERDANSK QUEEN	11	80.5m	33.0m (0)	55.0m (0)	2:09.73	32.70s	30.84s

Finish Position and metres gained from 800m





Home of PJ Harness Analyser
 Want to know how successful PJ Harness Analyser is?
 Click here for regular updates

www.pjdata.com.au
 admin@pjdata.com.au
 www.facebook.com/PJHarnessRacing



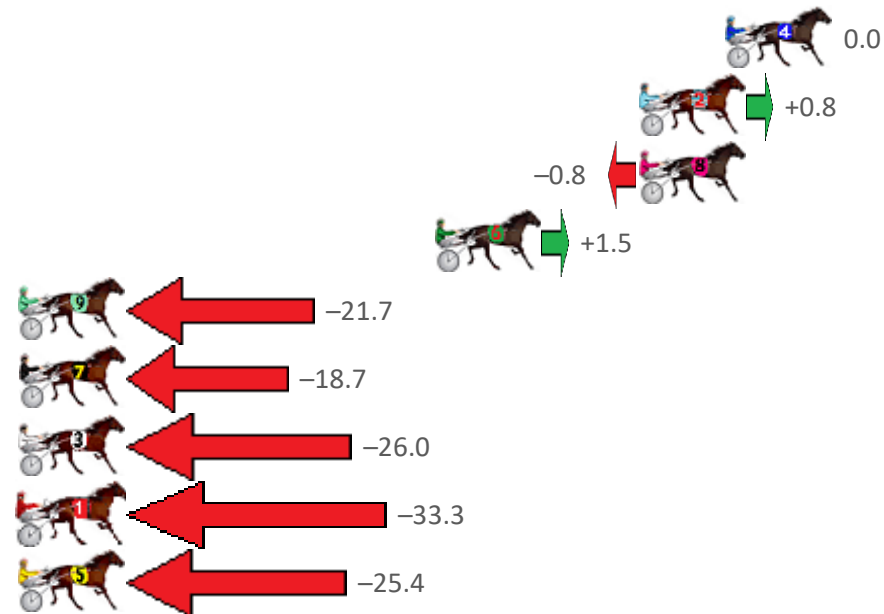
Pinjarra Race 3 Distance 2185m

Monday, 8 August 2022

Gross Time: 2:42.70 MileRate: 1:59.80 LeadTime: 44.70s First Qtr: 31.30s Second Qtr: 29.40s Third Qtr: 29.10s Fourth Qtr: 28.20s

No Horse	Plc	Mar	800 Posi	400 Posi	Time	3rd Qtr	4th Qtr
4 IM THEMIGHTYLUCY	1	0.0m	0.0m (0)	0.0m (0)	2:42.70	29.10s	28.20s
2 LOUIE LEBEAU	2	3.4m	4.2m (0)	4.8m (0)	2:42.95	29.14s	28.10s
8 MACHS BETTOR	3	3.4m	2.6m (1)	1.8m (1)	2:42.95	29.04s	28.31s
6 CHEESE AND BICCYS	4	11.5m	13.0m (1)	7.8m (2)	2:43.55	28.73s	28.46s
9 DEVILS COURAGE	5	29.9m	8.2m (1)	7.0m (1)	2:44.92	29.04s	29.81s
7 THE DARK NIGHT	6	35.9m	17.2m (1)	13.0m (2)	2:45.36	28.83s	29.81s
3 ZAC YOUR NOBODY	7	39.2m	13.2m (0)	11.8m (1)	2:45.60	29.03s	30.12s
1 ANOTHER RUSTY	8	41.9m	8.6m (0)	9.4m (0)	2:45.81	29.19s	30.48s
5 NOMORECHEESEPLE	9	43.0m	17.6m (0)	17.4m (0)	2:45.89	29.11s	29.99s

Finish Position and metres gained from 800m





Home of PJ Harness Analyser
 Want to know how successful PJ Harness Analyser is?
 Click here for regular updates

www.pjdata.com.au
 admin@pjdata.com.au
 www.facebook.com/PJHarnessRacing



Pinjarra Race 4 Distance 2116m


Monday, 8 August 2022

Gross Time: 2:44.70 MileRate: 2:02.90 LeadTime: 44.40s First Qtr: 30.00s Second Qtr: 29.90s Third Qtr: 30.60s Fourth Qtr: 29.80s

NoHorse	Plc	Mar	800 Posi	400 Posi	Time	3rd Qtr	4th Qtr
---------	-----	-----	----------	----------	------	---------	---------

6 STAY FOCUSED	1	0.0m	12.4m (1)	0.0m (1)	2:44.70	29.67s	29.80s
3 ELISH STAR	2	19.4m	0.0m (0)	5.8m (0)	2:46.21	31.05s	30.81s
2 SHANHILL	3	38.8m	8.0m (1)	13.4m (0)	2:47.73	31.03s	31.68s
7 PAPA RAZZI	4	46.7m	23.4m (1)	18.0m (1)	2:48.35	30.22s	31.93s
4 LUVAF LAIR	5	47.8m	18.6m (1)	22.8m (1)	2:48.43	30.94s	31.65s
8 PEACHEE	6	49.8m	24.6m (0)	25.8m (2)	2:48.59	30.71s	31.58s
5 KELL ROAD KID	7	76.8m	14.6m (0)	24.4m (0)	2:50.70	31.39s	33.68s
1 THE HONOURS	8	90.9m	9.4m (0)	19.6m (0)	2:51.80	31.44s	35.08s

Finish Position and metres gained from 800m





Home of PJ Harness Analyser
 Want to know how successful PJ Harness Analyser is?
 Click here for regular updates

www.pjdata.com.au
 admin@pjdata.com.au
 www.facebook.com/PJHarnessRacing



RISE Digital, Harness Racing Australia nor the provider accepts any responsibility for the completeness or accuracy of any of the information contained herein, and makes no representations about its suitability for any particular purpose. Users should make their own judgements about those matters and/or seek independent advice. You assume all risks associated with use of data provided on this page

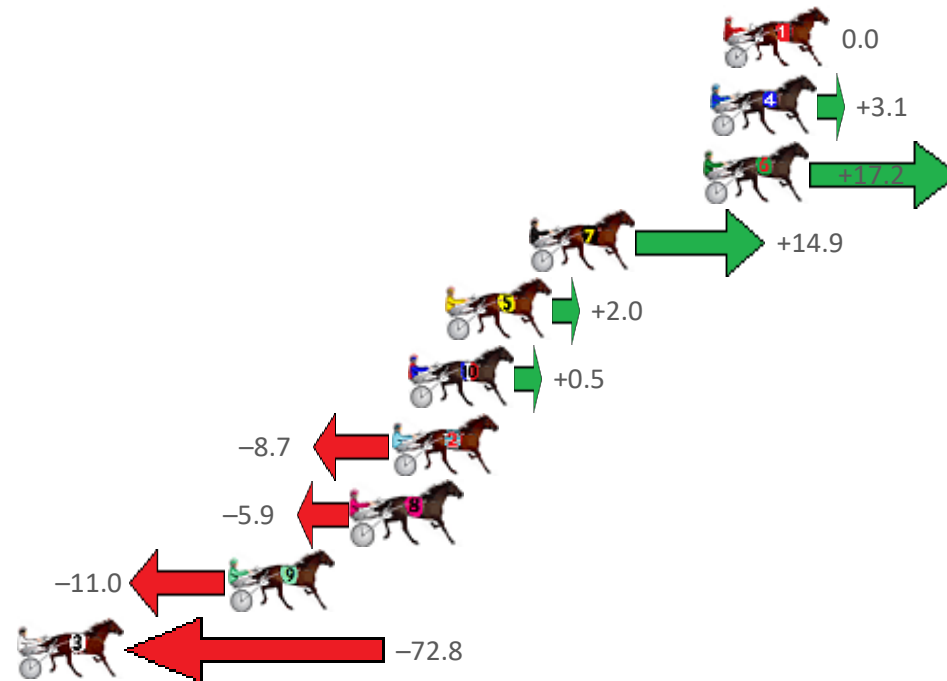
Pinjarra Race 5 Distance 2185m

Monday, 8 August 2022

Gross Time: 2:42.40 MileRate: 1:59.60 LeadTime: 43.80s First Qtr: 32.20s Second Qtr: 29.30s Third Qtr: 28.20s Fourth Qtr: 28.90s

NoHorse	Plc	Mar	800 Posi	400 Posi	Time	3rd Qtr	4th Qtr
1 BITOFDUTCHCOURA	1	0.0m	0.0m (0)	0.0m (0)	2:42.40	28.20s	28.90s
4 WILLIAM GEES LEGA	2	0.5m	3.6m (1)	1.4m (1)	2:42.44	28.04s	28.84s
6 SUNSHINE SWIFT	3	0.8m	18.0m (1)	16.4m (2)	2:42.46	28.10s	27.78s
7 FRANCO WESTERN	4	7.7m	22.6m (1)	21.2m (1)	2:42.98	28.11s	27.93s
5 BATAVIA REACTOR	5	11.0m	13.0m (0)	15.4m (0)	2:43.23	28.37s	28.58s
10 MADDY ROCKS	6	12.5m	13.0m (1)	12.0m (2)	2:43.35	28.13s	28.94s
2 WHERESTHETOWRO	7	13.1m	4.4m (0)	5.4m (0)	2:43.39	28.26s	29.45s
8 MISTA MANGELS	8	14.7m	8.8m (0)	10.2m (0)	2:43.51	28.30s	29.22s
9 LETS ROLL THE DICE	9	19.6m	8.6m (1)	8.4m (1)	2:43.89	28.18s	29.70s
3 IM DRINKINDOUBLE	10	100.8m	28.0m (0)	45.0m (0)	2:50.05	29.36s	32.91s

Finish Position and metres gained from 800m





Home of PJ Harness Analyser
 Want to know how successful PJ Harness Analyser is?
 Click here for regular updates

www.pjdata.com.au
 admin@pjdata.com.au
 www.facebook.com/PJHarnessRacing



RISE Digital, Harness Racing Australia nor the provider accepts any responsibility for the completeness or accuracy of any of the information contained herein, and makes no representations about its suitability for any particular purpose. Users should make their own judgements about those matters and/or seek independent advice. You assume all risks associated with use of data provided on this page


Pinjarra Race 6 Distance 1684m

Monday, 8 August 2022

Gross Time: 2:03.90 MileRate: 1:58.40 LeadTime: 5.30s First Qtr: 29.60s Second Qtr: 31.30s Third Qtr: 29.90s Fourth Qtr: 27.80s

NoHorse	Plc	Mar	800 Posi	400 Posi	Time	3rd Qtr	4th Qtr
3 BENJI	1	0.0m	4.2m (0)	4.2m (0)	2:03.90	29.89s	27.51s
2 UNDER THE ALTA	2	2.2m	0.4m (1)	0.0m (1)	2:04.06	29.88s	27.95s
4 BEYOND BLING	3	2.4m	21.8m (1)	3.4m (2)	2:04.08	28.58s	27.73s
1 AMAZING AMERICA	4	2.7m	0.0m (0)	0.0m (0)	2:04.10	29.91s	27.99s
8 CHEER THE MAJOR	5	5.1m	8.4m (0)	8.8m (0)	2:04.27	29.92s	27.54s
10 FIREPLAY	6	6.8m	12.8m (0)	13.0m (0)	2:04.40	29.90s	27.37s
9 BETTOR MOVE ALON	7	8.2m	8.8m (1)	9.4m (1)	2:04.50	29.94s	27.72s
7 HEZA HEAD HONCH	8	9.0m	4.6m (1)	4.8m (1)	2:04.56	29.93s	28.09s
5 THEYCALL ME STOO	9	13.2m	12.8m (1)	8.0m (2)	2:04.87	29.57s	28.16s
6 FIREBALL FRIDAY	10	28.5m	17.0m (1)	10.4m (3)	2:05.98	29.47s	29.05s

Finish Position and metres gained from 800m





Home of PJ Harness Analyser
 Want to know how successful PJ Harness Analyser is?
 Click here for regular updates

www.pjdata.com.au
 admin@pjdata.com.au
 www.facebook.com/PJHarnessRacing



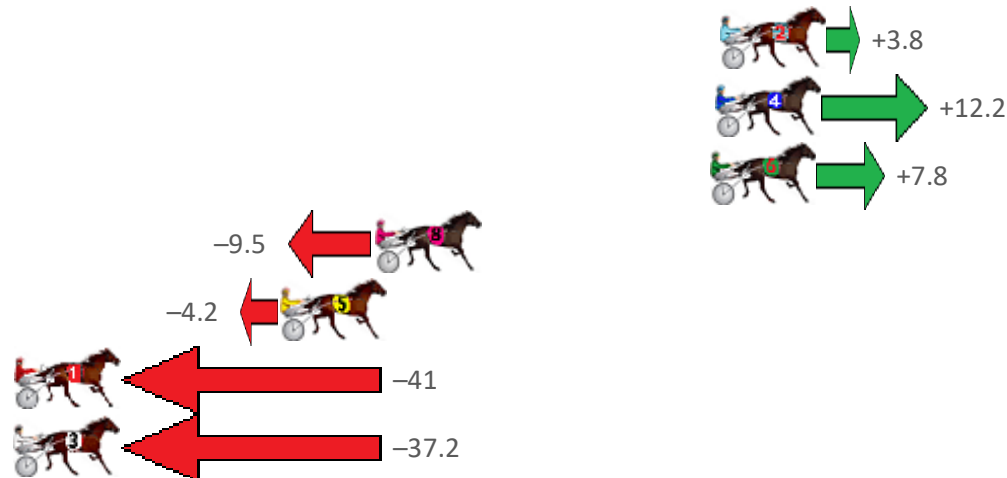
Pinjarra Race 7 Distance 2185m

Monday, 8 August 2022

Gross Time: 2:40.50 MileRate: 1:58.20 LeadTime: 43.20s First Qtr: 30.90s Second Qtr: 29.00s Third Qtr: 29.70s Fourth Qtr: 27.70s

NoHorse	Plc	Mar	800 Posi	400 Posi	Time	3rd Qtr	4th Qtr
2 TENZING BROMAC	1	0.0m	3.8m (1)	0.0m (1)	2:40.50	29.43s	27.70s
4 ONESMARTFELLA	2	0.2m	12.4m (1)	7.2m (2)	2:40.51	29.31s	27.22s
6 LITTLE BITOF FUN	3	0.4m	8.2m (1)	3.0m (2)	2:40.53	29.32s	27.52s
8 ROCKSTAR REBEL	4	13.7m	4.2m (0)	4.4m (1)	2:41.50	29.74s	28.34s
5 ROCKNROLL ELLIOT	5	17.4m	13.2m (0)	12.4m (1)	2:41.77	29.66s	28.04s
1 DESIDERIO	6	40.3m	0.0m (0)	0.4m (0)	2:43.44	29.83s	30.45s
3 THE NOTORIOUS ON	7	46.0m	8.8m (0)	9.2m (0)	2:43.85	29.82s	30.23s

Finish Position and metres gained from 800m





Home of PJ Harness Analyser

Want to know how successful PJ Harness Analyser is?

Click here for regular updates

www.pjdata.com.au
 admin@pjdata.com.au
 www.facebook.com/PJHarnessRacing



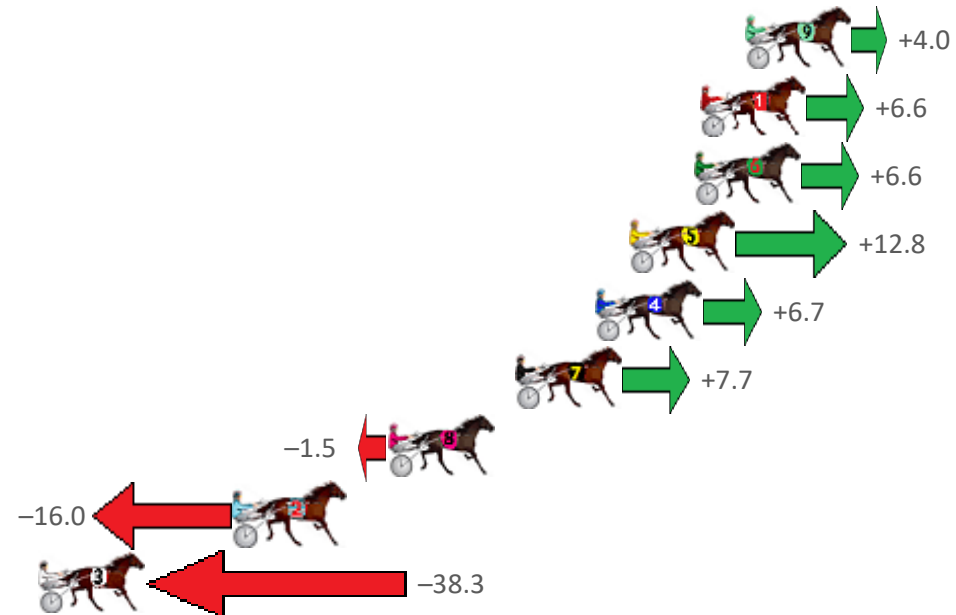
Pinjarra Race 8 Distance 2116m

Monday, 8 August 2022

Gross Time: 2:38.20 MileRate: 1:59.20 LeadTime: 39.90s First Qtr: 30.00s Second Qtr: 30.50s Third Qtr: 28.70s Fourth Qtr: 29.10s

NoHorse	Plc	Mar	800 Posi	400 Posi	Time	3rd Qtr	4th Qtr
9 MASTER YOSSI	1	0.0m	4.0m (1)	0.0m (1)	2:38.20	28.41s	29.10s
1 SIPPINONJACK	2	1.8m	8.4m (0)	8.6m (1)	2:38.34	28.72s	28.61s
6 GOLD HORSESHOE	3	2.0m	8.6m (1)	4.2m (1)	2:38.35	28.38s	28.94s
5 PONTEVIVO	4	4.6m	17.4m (1)	13.8m (1)	2:38.55	28.45s	28.43s
4 CALL TO ARMS	5	5.9m	12.6m (0)	12.8m (0)	2:38.65	28.72s	28.60s
7 YANKEE LINCOLN	6	9.1m	16.8m (0)	17.0m (0)	2:38.89	28.72s	28.53s
8 FLYING MISTER IDEA	7	14.1m	12.6m (1)	8.8m (2)	2:39.28	28.42s	29.48s
2 OVER ARMED	8	20.2m	4.2m (0)	4.6m (0)	2:39.74	28.72s	30.23s
3 OUR SHOOTING STA	9	38.3m	0.0m (0)	0.4m (0)	2:41.12	28.71s	31.84s

Finish Position and metres gained from 800m





Home of PJ Harness Analyser

Want to know how successful PJ Harness Analyser is?
[Click here for regular updates](#)

www.pjdata.com.au
 admin@pjdata.com.au
 www.facebook.com/PJHarnessRacing



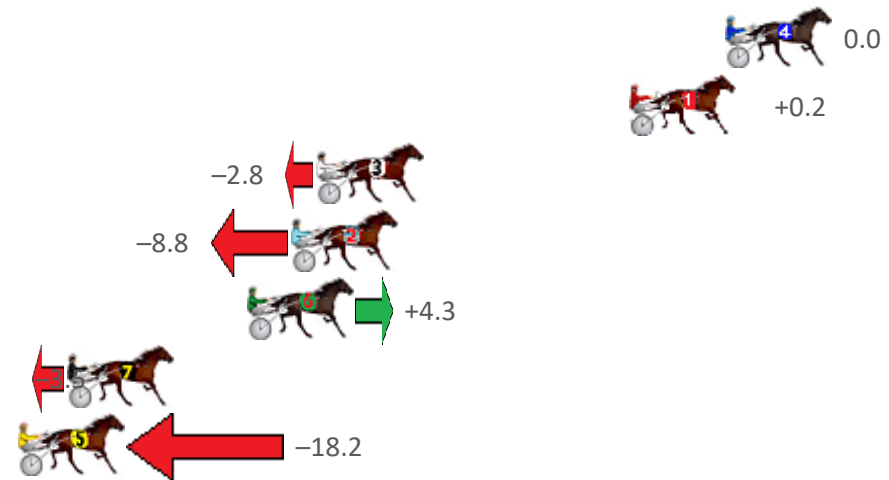
Pinjarra Race 9 Distance 2185m

Monday, 8 August 2022

Gross Time: 2:45.40 MileRate: 2:01.80 LeadTime: 43.90s First Qtr: 31.30s Second Qtr: 31.50s Third Qtr: 29.70s Fourth Qtr: 29.00s

NoHorse	Plc	Mar	800 Posi	400 Posi	Time	3rd Qtr	4th Qtr
4 VENUS OR MARS	1	0.0m	0.0m (0)	0.0m (0)	2:45.40	29.70s	29.00s
1 ELLEOFAREACTOR	2	3.8m	4.0m (0)	4.0m (0)	2:45.69	29.70s	28.99s
3 THE DUBLIN XPRESS	3	16.2m	13.4m (0)	14.2m (0)	2:46.63	29.76s	29.14s
2 BROOKLAND BOY	4	17.2m	8.4m (0)	8.6m (0)	2:46.71	29.72s	29.62s
6 DELIGHTABLE	5	18.9m	23.2m (1)	9.6m (1)	2:46.84	28.72s	29.67s
7 KRIPKE	6	26.1m	22.6m (0)	18.6m (0)	2:47.39	29.41s	29.54s
5 ISSUES	7	36.6m	18.4m (0)	15.2m (1)	2:48.19	29.49s	30.54s

Finish Position and metres gained from 800m





Home of PJ Harness Analyser
 Want to know how successful PJ Harness Analyser is?
 Click here for regular updates

www.pjdata.com.au
 admin@pjdata.com.au
 www.facebook.com/PJHarnessRacing



RISE Digital, Harness Racing Australia nor the provider accepts any responsibility for the completeness or accuracy of any of the information contained herein, and makes no representations about its suitability for any particular purpose. Users should make their own judgements about those matters and/or seek independent advice. You assume all risks associated with use of data provided on this page