


Gloucester Park Race 1 Distance 2130m

Friday, 29 July 2022

Gross Time: 2:36.10 MileRate: 1:57.90 LeadTime: 36.50s First Qtr: 31.10s Second Qtr: 29.50s Third Qtr: 29.20s Fourth Qtr: 29.80s

NoHorse	Plc	Mar	800 Posi	400 Posi	Time	3rd Qtr	4th Qtr
8 FREE WHEELING	1	0.0m	0.0m (0)	0.0m (0)	2:36.10	29.20s	29.80s
6 TAKING THE MIKI	2	3.3m	4.7m (0)	4.6m (0)	2:36.36	29.20s	29.72s
9 DONTBESILLYCHILLI	3	10.6m	2.8m (1)	2.2m (1)	2:36.93	29.16s	30.47s
3 ELSAMAY	4	13.5m	6.6m (1)	6.6m (1)	2:37.15	29.20s	30.37s
7 SEE THE WORLD	5	14.8m	13.5m (2)	6.6m (2)	2:37.26	28.70s	30.47s
2 BONSTAR	6	15.5m	17.6m (0)	15.0m (0)	2:37.31	29.02s	29.91s
10 FIVE BANGLES	7	15.9m	13.5m (0)	13.7m (1)	2:37.34	29.22s	30.04s
5 IMA TINY DANCER	8	20.4m	10.5m (1)	10.4m (2)	2:37.69	29.20s	30.63s
1 LILLYROSE	9	21.9m	9.1m (0)	9.6m (0)	2:37.81	29.24s	30.81s
4 WALL STREET GIRL	10	24.5m	22.3m (0)	23.7m (0)	2:38.01	29.32s	29.97s

Finish Position and metres gained from 800m





Home of PJ Harness Analyser
 Want to know how successful PJ Harness Analyser is?
 Click here for regular updates

www.pjdata.com.au
 admin@pjdata.com.au
 www.facebook.com/PJHarnessRacing



RISE Digital, Harness Racing Australia nor the provider accepts any responsibility for the completeness or accuracy of any of the information contained herein, and makes no representations about its suitability for any particular purpose. Users should make their own judgements about those matters and/or seek independent advice. You assume all risks associated with use of data provided on this page

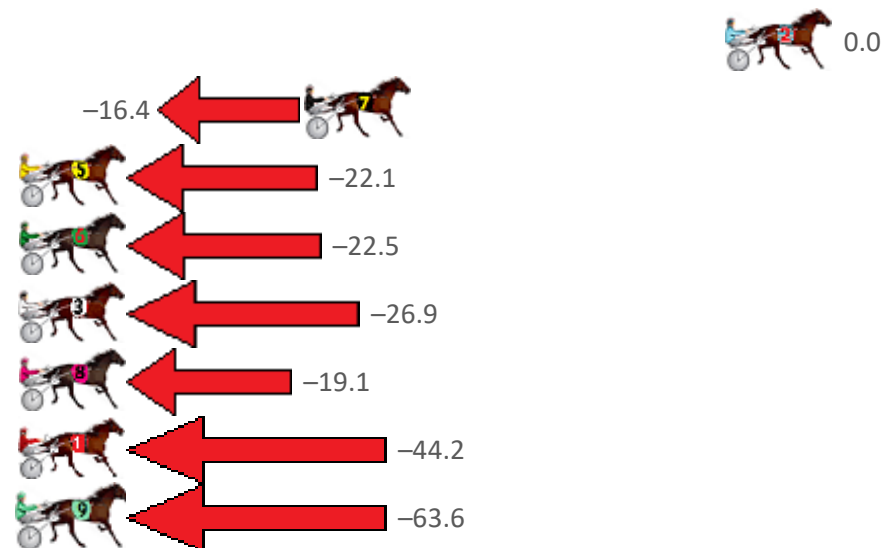
Gloucester Park Race 2 Distance 2130m

Friday, 29 July 2022

Gross Time: 2:33.30 MileRate: 1:55.80 LeadTime: 36.80s First Qtr: 30.50s Second Qtr: 29.30s Third Qtr: 27.90s Fourth Qtr: 28.80s

NoHorse	Plc	Mar	800 Posi	400 Posi	Time	3rd Qtr	4th Qtr
2 EIGHTEEN CARAT	1	0.0m	0.0m (0)	0.0m (0)	2:33.30	27.90s	28.80s
7 ANGEL IN WHITE	2	16.7m	0.3m (1)	3.4m (1)	2:34.56	28.12s	29.82s
5 BLISSFULLABBEY	3	30.2m	8.1m (0)	8.0m (1)	2:35.58	27.90s	30.52s
6 SMOOTH RYE	4	30.6m	8.1m (1)	6.9m (2)	2:35.61	27.82s	30.63s
3 IONA DIAMOND	5	30.9m	4.0m (0)	5.7m (0)	2:35.64	28.02s	30.74s
8 BALCATHERINE	6	31.8m	12.7m (1)	13.4m (1)	2:35.70	27.96s	30.26s
1 PATRIKIAR	7	56.6m	12.4m (0)	20.4m (0)	2:37.58	28.48s	31.64s
9 BLAZE COOPS	8	67.9m	4.3m (1)	19.1m (1)	2:38.43	28.94s	32.59s

Finish Position and metres gained from 800m





Home of PJ Harness Analyser

Want to know how successful PJ Harness Analyser is?

Click here for regular updates

www.pjdata.com.au
 admin@pjdata.com.au
 www.facebook.com/PJHarnessRacing



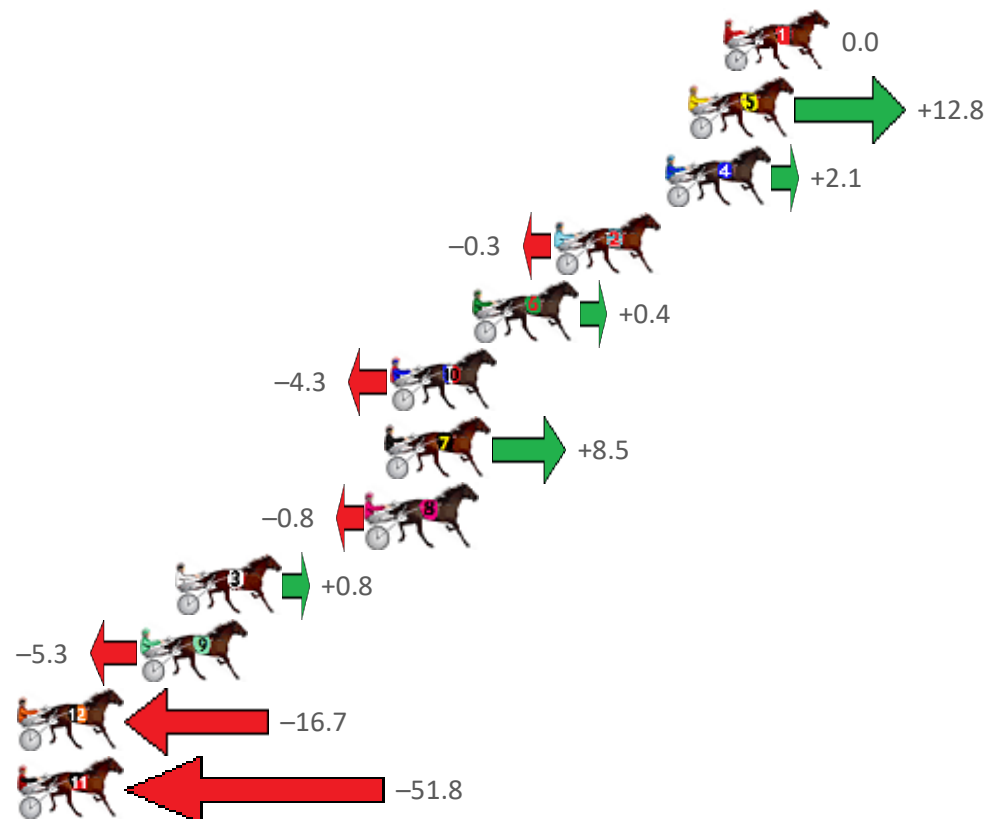
Gloucester Park Race 3 Distance 2130m

Friday, 29 July 2022

Gross Time: 2:35.80 MileRate: 1:57.70 LeadTime: 37.70s First Qtr: 30.20s Second Qtr: 29.00s Third Qtr: 29.50s Fourth Qtr: 29.40s

NoHorse	Plc	Mar	800 Posi	400 Posi	Time	3rd Qtr	4th Qtr
1 POCKET THE CASH	1	0.0m	0.0m (0)	0.0m (0)	2:35.80	29.50s	29.40s
5 FANCI A DANCE	2	1.4m	14.2m (1)	11.8m (1)	2:35.91	29.34s	28.65s
4 SOUND WAVE	3	2.3m	4.4m (0)	5.7m (0)	2:35.98	29.60s	29.16s
2 RUPERT OF LINCOLN	4	6.7m	6.4m (1)	3.3m (1)	2:36.32	29.28s	29.67s
6 SHADOW ROLL	5	9.9m	10.3m (1)	7.4m (2)	2:36.56	29.30s	29.62s
10 EUPHORIC MOMENT	6	13.2m	8.9m (0)	11.5m (0)	2:36.82	29.70s	29.58s
7 DISCO UNDER FIRE	7	13.4m	21.9m (0)	23.5m (1)	2:36.83	29.64s	28.71s
8 WESTERN ARTERRA	8	14.1m	13.3m (0)	15.9m (0)	2:36.89	29.70s	29.33s
3 SAMEPLACE SAMETI	9	21.7m	22.5m (1)	21.4m (2)	2:37.47	29.44s	29.51s
9 REBEL WITH A GRIN	10	23.1m	17.8m (0)	20.8m (0)	2:37.58	29.74s	29.66s
12 IM SPIDERMAN	11	34.7m	18.0m (1)	19.4m (1)	2:38.47	29.62s	30.65s
11 LOUIE THE LIP	12	54.3m	2.5m (1)	8.2m (1)	2:39.99	29.92s	32.98s

Finish Position and metres gained from 800m





Home of PJ Harness Analyser
 Want to know how successful PJ Harness Analyser is?
 Click here for regular updates

www.pjdata.com.au
 admin@pjdata.com.au
 www.facebook.com/PJHarnessRacing




RISE Digital, Harness Racing Australia nor the provider accepts any responsibility for the completeness or accuracy of any of the information contained herein, and makes no representations about its suitability for any particular purpose. Users should make their own judgements about those matters and/or seek independent advice. You assume all risks associated with use of data provided on this page

Gloucester Park Race 4 Distance 2130m

Friday, 29 July 2022

Gross Time: 2:37.00 MileRate: 1:58.70 LeadTime: 37.40s First Qtr: 32.10s Second Qtr: 30.30s Third Qtr: 28.60s Fourth Qtr: 28.60s

NoHorse	Plc	Mar	800 Posi	400 Posi	Time	3rd Qtr	4th Qtr
2 WILL I ROCKNROLL	1	0.0m	3.7m (0)	3.9m (0)	2:37.00	28.62s	28.32s
3 TYPHOON BANNER	2	1.8m	0.0m (0)	0.0m (0)	2:37.14	28.60s	28.74s
7 BOOM TIME	3	6.1m	10.1m (1)	9.3m (2)	2:37.46	28.54s	28.39s
4 BEAT CITY	4	7.2m	5.9m (1)	5.4m (2)	2:37.54	28.56s	28.76s
9 ARMA EINSTEIN	5	7.8m	13.8m (1)	12.4m (1)	2:37.59	28.50s	28.30s
5 THE KRAKEN	6	9.3m	2.0m (1)	3.1m (1)	2:37.70	28.68s	29.08s
1 PIERRE WHITBY	7	10.1m	7.9m (0)	9.0m (0)	2:37.76	28.68s	28.72s
11 BRACKEN SKY	8	12.8m	16.0m (0)	16.6m (0)	2:37.96	28.64s	28.38s
10 MEDIEVAL MAN	9	13.4m	12.4m (0)	12.9m (0)	2:38.01	28.64s	28.69s
8 DOMINUS FACTUM	10	14.3m	18.0m (1)	17.5m (1)	2:38.07	28.56s	28.43s



Home of PJ Harness Analyser

Want to know how successful PJ Harness Analyser is?

Click here for regular updates

www.pjdata.com.au
 admin@pjdata.com.au
 www.facebook.com/PJHarnessRacing

RISE Digital, Harness Racing Australia nor the provider accepts any responsibility for the completeness or accuracy of any of the information contained herein, and makes no representations about its suitability for any particular purpose. Users should make their own judgements about those matters and/or seek independent advice. You assume all risks associated with use of data provided on this page


Gloucester Park Race 5 Distance 2130m

Friday, 29 July 2022

Gross Time: 2:34.30 MileRate: 1:56.60 LeadTime: 36.00s First Qtr: 29.80s Second Qtr: 30.00s Third Qtr: 28.90s Fourth Qtr: 29.60s

No Horse	Plc	Mar	800 Posi	400 Posi	Time	3rd Qtr	4th Qtr
12 MR FANTASTIC	1	0.0m	5.0m (2)	2.5m (1)	2:34.30	28.72s	29.42s
9 MARKHAM EYRE	2	2.2m	11.4m (1)	10.5m (2)	2:34.47	28.84s	29.01s
10 MOONLITE DRIVE	3	3.2m	4.2m (0)	4.1m (0)	2:34.55	28.90s	29.55s
11 SOCRATES	4	4.1m	8.1m (0)	8.0m (0)	2:34.62	28.90s	29.34s
1 LUCKY GALLEON	5	6.1m	0.0m (0)	0.0m (0)	2:34.77	28.90s	30.07s
4 THE GOOD LIFE	6	9.6m	15.6m (1)	13.8m (1)	2:35.04	28.78s	29.34s
8 VULCAN STAR	7	17.2m	9.2m (2)	5.9m (3)	2:35.63	28.67s	30.51s
2 MAKE IT HAPPEN	8	18.0m	5.6m (1)	6.4m (2)	2:35.70	28.96s	30.53s
6 MAJOR FREEWAY	9	20.6m	21.2m (1)	18.2m (1)	2:35.90	28.70s	29.88s
5 ROCK ON THE BEAC	10	24.3m	12.5m (0)	13.8m (0)	2:36.19	29.00s	30.49s
3 HILLVIEW BONDI	11	27.5m	1.1m (1)	9.7m (1)	2:36.43	29.52s	31.03s
13 STORMYSKYES	12	29.2m	16.7m (0)	17.9m (0)	2:36.57	29.00s	30.57s

Finish Position and metres gained from 800m





Home of PJ Harness Analyser

Want to know how successful PJ Harness Analyser is?

[Click here for regular updates](#)



www.pjdata.com.au
 admin@pjdata.com.au
 www.facebook.com/PJHarnessRacing

RISE Digital, Harness Racing Australia nor the provider accepts any responsibility for the completeness or accuracy of any of the information contained herein, and makes no representations about its suitability for any particular purpose. Users should make their own judgements about those matters and/or seek independent advice. You assume all risks associated with use of data provided on this page

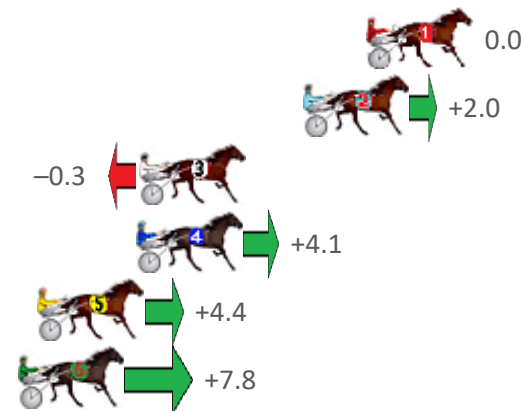
Gloucester Park Race 6 Distance 1730m

Friday, 29 July 2022

Gross Time: 2:06.00 MileRate: 1:57.20 LeadTime: 7.80s First Qtr: 31.30s Second Qtr: 31.50s Third Qtr: 28.70s Fourth Qtr: 26.70s

NoHorse	Plc	Mar	800 Posi	400 Posi	Time	3rd Qtr	4th Qtr
1 DIEGO	1	0.0m	0.0m (0)	0.0m (0)	2:06.00	28.70s	26.70s
2 CHICAGO BULL	2	2.5m	4.5m (0)	2.7m (1)	2:06.18	28.56s	26.69s
3 BLETCHLEY PARK	3	9.0m	8.7m (0)	5.2m (0)	2:06.63	28.44s	26.97s
4 PAPINIK	4	9.1m	13.2m (0)	9.0m (1)	2:06.64	28.38s	26.72s
5 HANDSANDWHEELS	5	13.0m	17.4m (0)	12.5m (0)	2:06.91	28.32s	26.75s
6 JUMPINGJACKMAC	6	13.8m	21.6m (0)	17.4m (0)	2:06.97	28.36s	26.47s

Finish Position and metres gained from 800m





Home of PJ Harness Analyser
 Want to know how successful PJ Harness Analyser is?
 Click here for regular updates

www.pjdata.com.au
 admin@pjdata.com.au
 www.facebook.com/PJHarnessRacing



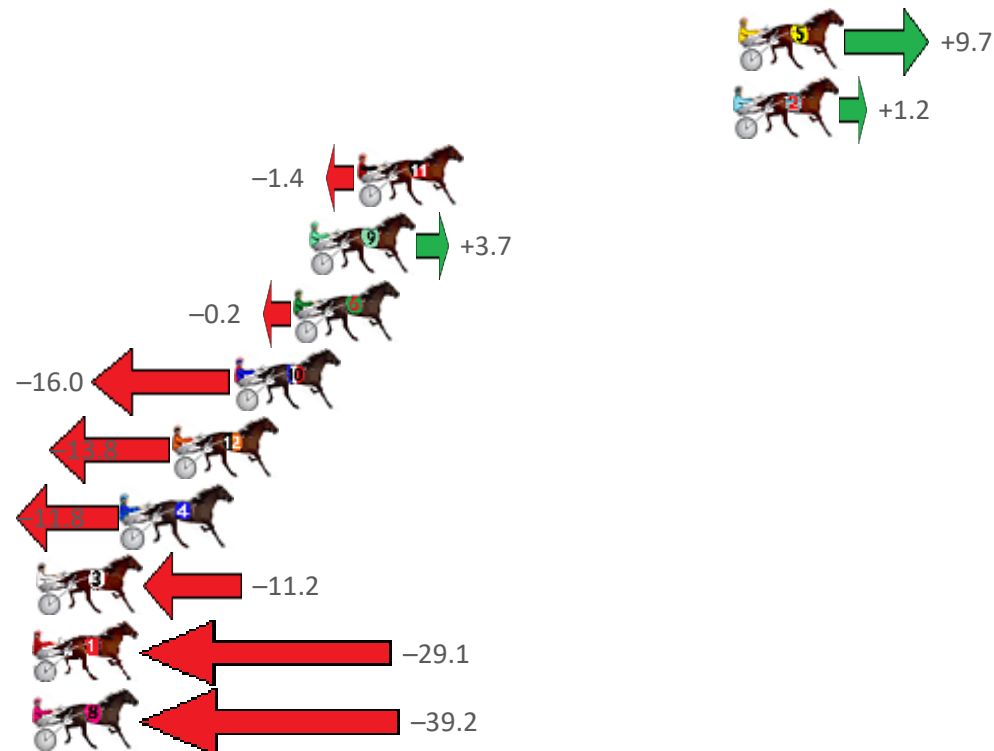
Gloucester Park Race 7 Distance 2130m

Friday, 29 July 2022

Gross Time: 2:38.60 MileRate: 1:59.80 LeadTime: 37.80s First Qtr: 31.10s Second Qtr: 30.70s Third Qtr: 30.00s Fourth Qtr: 29.00s

NoHorse	Plc	Mar	800 Posi	400 Posi	Time	3rd Qtr	4th Qtr
5 WHATABRO	1	0.0m	9.7m (1)	9.0m (1)	2:38.60	29.94s	28.34s
2 EUPHORIA	2	0.2m	1.4m (1)	1.4m (1)	2:38.62	30.00s	28.91s
11 ILLAWONG MUSTAN	3	15.1m	13.7m (1)	13.1m (1)	2:39.75	29.94s	29.19s
9 NAVAL AVIATOR	4	17.0m	20.7m (0)	21.0m (0)	2:39.89	30.00s	28.75s
6 DELIGHTFULL	5	17.6m	17.4m (1)	16.9m (1)	2:39.94	29.94s	29.10s
10 MATTJESTIC STAR	6	20.0m	4.0m (0)	3.8m (0)	2:40.12	29.98s	30.24s
12 TUAS DELIGHT	7	22.4m	8.6m (0)	9.0m (0)	2:40.30	30.02s	30.04s
4 ALLWOODS ROCKNR	8	24.4m	12.6m (0)	12.8m (0)	2:40.46	30.00s	29.92s
3 SOHO GIGOLO	9	27.8m	16.6m (0)	16.9m (0)	2:40.72	30.00s	29.88s
1 STEAM PUNK	10	29.1m	0.0m (0)	0.0m (0)	2:40.81	30.00s	31.21s
8 JUST WING IT	11	44.8m	5.6m (1)	5.2m (1)	2:42.01	29.96s	32.03s

Finish Position and metres gained from 800m





Home of PJ Harness Analyser

Want to know how successful PJ Harness Analyser is?

Click here for regular updates

www.pjdata.com.au
 admin@pjdata.com.au
 www.facebook.com/PJHarnessRacing



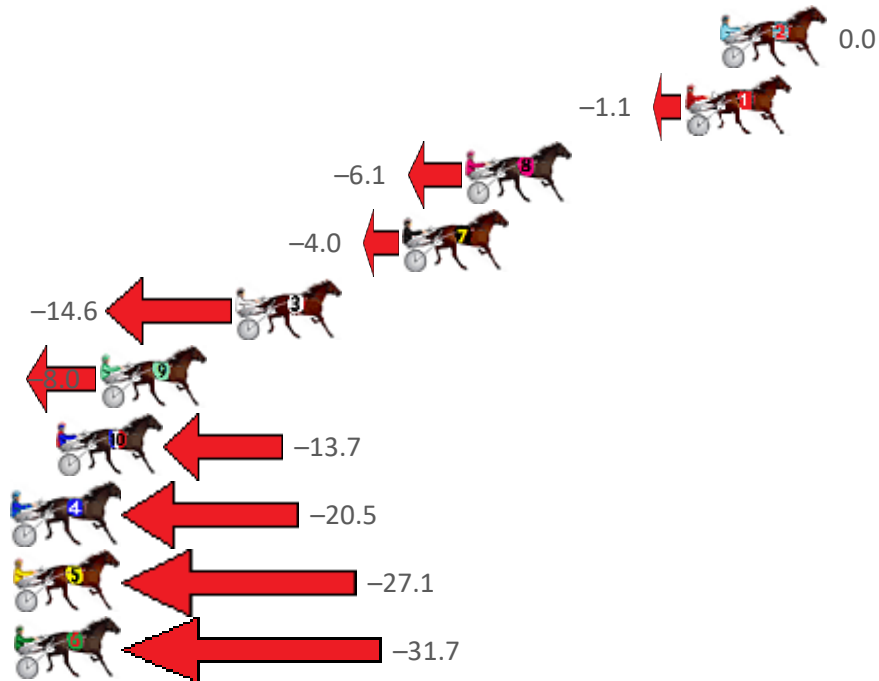
Gloucester Park Race 8 Distance 2503m

Friday, 29 July 2022

Gross Time: 3:07.20 MileRate: 2:00.30 LeadTime: 70.10s First Qtr: 30.50s Second Qtr: 29.90s Third Qtr: 28.10s Fourth Qtr: 28.60s

NoHorse	Plc	Mar	800 Posi	400 Posi	Time	3rd Qtr	4th Qtr
2 HIMSELF	1	0.0m	0.0m (1)	0.6m (1)	3:07.20	28.14s	28.56s
1 COOPER	2	1.4m	0.3m (0)	0.0m (0)	3:07.31	28.08s	28.71s
8 ACUTO	3	10.1m	4.0m (1)	6.0m (0)	3:07.96	28.24s	28.94s
7 TWOBOB CRACKER	4	12.6m	8.6m (0)	16.2m (0)	3:08.15	28.64s	28.41s
3 GEE SMITH	5	19.2m	4.6m (0)	11.9m (0)	3:08.64	28.62s	29.20s
9 WITHOUTHETUH	6	24.6m	16.6m (0)	23.0m (1)	3:09.05	28.56s	28.83s
10 MAJOR MUCHA	7	26.3m	12.6m (0)	19.1m (1)	3:09.18	28.56s	29.23s
4 MAJOR ARTIST	8	36.8m	16.3m (1)	22.8m (2)	3:09.96	28.56s	29.76s
5 HENRIK LARSSON	9	39.4m	12.3m (1)	18.8m (2)	3:10.16	28.56s	30.23s
6 YANKEE LINCOLN	10	39.7m	8.0m (1)	15.1m (1)	3:10.18	28.60s	30.52s

Finish Position and metres gained from 800m





Home of PJ Harness Analyser
 Want to know how successful PJ Harness Analyser is?
 Click here for regular updates

www.pjdata.com.au
 admin@pjdata.com.au
 www.facebook.com/PJHarnessRacing



RISE Digital, Harness Racing Australia nor the provider accepts any responsibility for the completeness or accuracy of any of the information contained herein, and makes no representations about its suitability for any particular purpose. Users should make their own judgements about those matters and/or seek independent advice. You assume all risks associated with use of data provided on this page

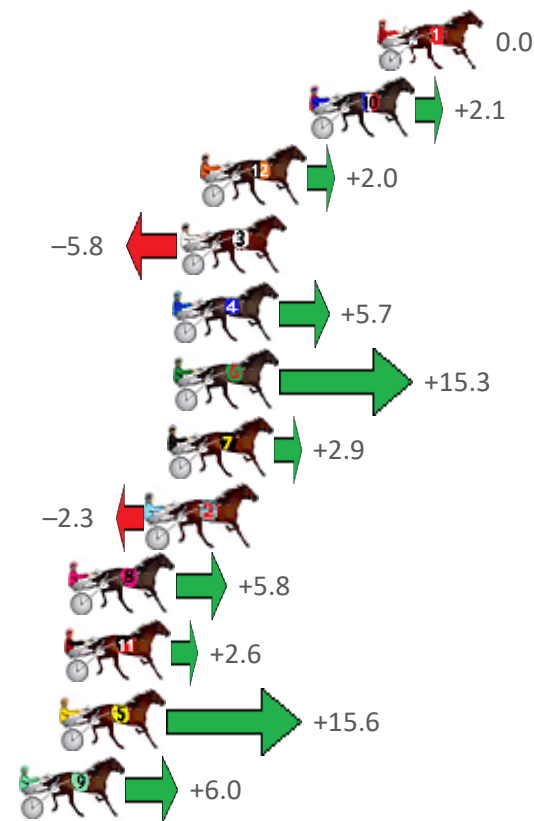
Gloucester Park Race 9 Distance 2130m

Friday, 29 July 2022

Gross Time: 2:38.10 MileRate: 1:59.40 LeadTime: 37.60s First Qtr: 30.80s Second Qtr: 30.00s Third Qtr: 29.20s Fourth Qtr: 30.50s

NoHorse	Plc	Mar	800 Posi	400 Posi	Time	3rd Qtr	4th Qtr
1 ROCK ME OVER	1	0.0m	0.0m (0)	0.0m (0)	2:38.10	29.20s	30.50s
10 BILLY MACK	2	2.7m	4.8m (0)	4.4m (0)	2:38.32	29.17s	30.37s
12 ONE FOR DAVE AND	3	7.0m	9.0m (0)	8.6m (0)	2:38.66	29.17s	30.38s
3 MARQUISARD	4	7.8m	2.0m (1)	1.6m (1)	2:38.72	29.16s	30.97s
4 EUSTON FLYER	5	8.1m	13.8m (0)	12.8m (0)	2:38.75	29.13s	30.14s
6 TRIROYALE BRIGADE	6	8.1m	23.4m (2)	16.6m (2)	2:38.75	28.71s	29.86s
7 MACHLANI	7	8.3m	11.2m (1)	11.0m (2)	2:38.76	29.19s	30.30s
2 GOV STARZZZ	8	9.1m	6.8m (1)	7.2m (1)	2:38.83	29.23s	30.64s
8 FREE TO AIR	9	12.2m	18.0m (0)	16.8m (0)	2:39.07	29.12s	30.15s
11 TEXAS TARA	10	12.4m	15.0m (2)	12.2m (3)	2:39.09	28.99s	30.52s
5 TRITTRITTBANGBAN	11	12.6m	28.2m (2)	20.4m (1)	2:39.11	28.63s	29.91s
9 TWOANDAHALF TIG	12	14.2m	20.2m (1)	15.4m (1)	2:39.23	28.85s	30.41s

Finish Position and metres gained from 800m





Home of PJ Harness Analyser
 Want to know how successful PJ Harness Analyser is?
 Click here for regular updates

www.pjdata.com.au
 admin@pjdata.com.au
 www.facebook.com/PJHarnessRacing



RISE Digital, Harness Racing Australia nor the provider accepts any responsibility for the completeness or accuracy of any of the information contained herein, and makes no representations about its suitability for any particular purpose. Users should make their own judgements about those matters and/or seek independent advice. You assume all risks associated with use of data provided on this page

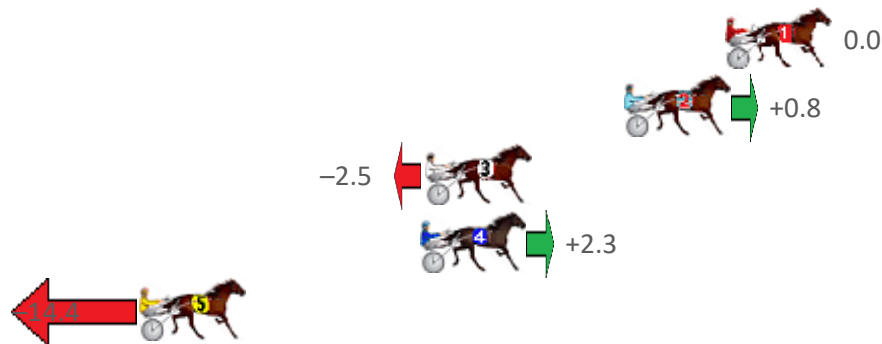
Gloucester Park Race 10 Distance 2130m

Friday, 29 July 2022

Gross Time: 2:40.10 MileRate: 2:01.00 LeadTime: 39.50s First Qtr: 32.70s Second Qtr: 31.40s Third Qtr: 28.80s Fourth Qtr: 27.70s

NoHorse	Plc	Mar	800 Posi	400 Posi	Time	3rd Qtr	4th Qtr
1 NEVER ENDING	1	0.0m	0.0m (0)	0.0m (0)	2:40.10	28.80s	27.70s
2 SOHO CONFIDENTIA	2	4.0m	4.8m (0)	4.8m (0)	2:40.39	28.80s	27.64s
3 SORRIDERE	3	11.9m	9.4m (0)	10.2m (0)	2:40.97	28.86s	27.82s
4 SKYLORD	4	12.1m	14.4m (0)	19.4m (0)	2:40.98	29.14s	27.20s
5 LORD TITANIUM	5	23.2m	8.8m (1)	6.8m (1)	2:41.79	28.68s	28.83s

Finish Position and metres gained from 800m





Home of PJ Harness Analyser
 Want to know how successful PJ Harness Analyser is?
 Click here for regular updates

www.pjdata.com.au
 admin@pjdata.com.au
 www.facebook.com/PJHarnessRacing

