


Gloucester Park Race 1 Distance 2130m

Tuesday, 2 August 2022

Gross Time: 2:37.40 MileRate: 1:58.90 LeadTime: 38.00s First Qtr: 30.50s Second Qtr: 30.90s Third Qtr: 29.20s Fourth Qtr: 28.80s

NoHorse	Plc	Mar	800 Posi	400 Posi	Time	3rd Qtr	4th Qtr
4 MIDNIGHT WHISPER	1	0.0m	0.0m (0)	0.0m (0)	2:37.40	29.20s	28.80s
1 JAGARA	2	10.5m	2.5m (1)	1.4m (1)	2:38.19	29.12s	29.49s
10 STRIKE MASTER	3	17.5m	8.8m (0)	8.9m (0)	2:38.72	29.20s	29.48s
5 UNDER THE ALTA	4	21.1m	4.4m (0)	7.0m (1)	2:39.00	29.38s	29.89s
9 VINTAGE BLU	5	23.2m	14.9m (1)	14.5m (2)	2:39.15	29.16s	29.51s
7 NAME IN LIGHTS	6	27.9m	6.6m (1)	7.6m (2)	2:39.51	29.26s	30.37s
6 AINSWORTH	7	28.6m	10.5m (1)	10.6m (3)	2:39.56	29.21s	30.20s
2 DYNAMITE BEACH	8	32.2m	13.5m (0)	15.3m (1)	2:39.83	29.32s	30.13s

Finish Position and metres gained from 800m





Home of PJ Harness Analyser

Want to know how successful PJ Harness Analyser is?

Click here for regular updates

www.pjdata.com.au
 admin@pjdata.com.au
 www.facebook.com/PJHarnessRacing



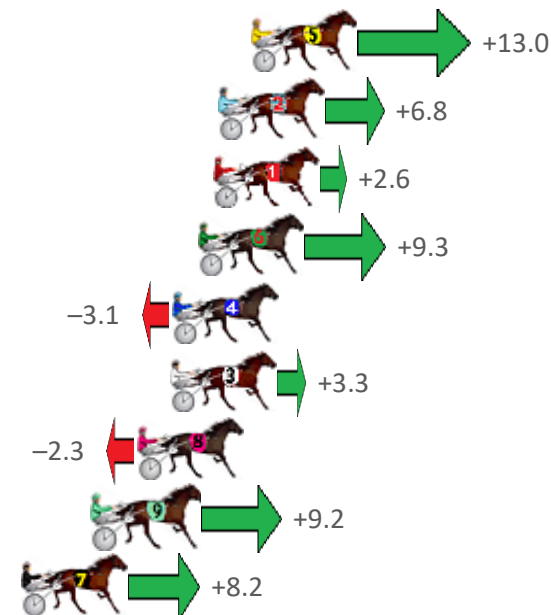
Gloucester Park Race 2 Distance 1730m

Tuesday, 2 August 2022

Gross Time: 2:06.80 MileRate: 1:57.90 LeadTime: 7.60s First Qtr: 28.40s Second Qtr: 30.20s Third Qtr: 29.70s Fourth Qtr: 30.90s

NoHorse	Plc	Mar	800 Posi	400 Posi	Time	3rd Qtr	4th Qtr
5 TWENTYNINE TWEL	1	0.0m	13.0m (0)	10.1m (0)	2:06.80	29.50s	30.14s
2 THE NOTORIOUS ON	2	1.3m	8.1m (0)	7.7m (1)	2:06.91	29.68s	30.43s
1 JOE WITH THE FLOW	3	1.5m	4.1m (0)	4.5m (0)	2:06.92	29.74s	30.68s
6 TRIPLE BRIE	4	2.1m	11.4m (1)	9.3m (2)	2:06.97	29.56s	30.37s
4 THEREUGO	5	3.1m	0.0m (0)	0.2m (0)	2:07.05	29.72s	31.13s
3 APOLOGIZE	6	3.2m	6.5m (1)	3.8m (2)	2:07.06	29.50s	30.88s
8 MCARDLES GEM	7	4.5m	2.2m (1)	0.0m (1)	2:07.16	29.54s	31.26s
9 ALFREDI	8	6.2m	15.4m (1)	11.7m (1)	2:07.30	29.44s	30.52s
7 SAGATIOUS	9	9.1m	17.3m (0)	15.4m (0)	2:07.54	29.58s	30.48s

Finish Position and metres gained from 800m





Home of PJ Harness Analyser
 Want to know how successful PJ Harness Analyser is?
 Click here for regular updates

www.pjdata.com.au
 admin@pjdata.com.au
 www.facebook.com/PJHarnessRacing



RISE Digital, Harness Racing Australia nor the provider accepts any responsibility for the completeness or accuracy of any of the information contained herein, and makes no representations about its suitability for any particular purpose. Users should make their own judgements about those matters and/or seek independent advice. You assume all risks associated with use of data provided on this page

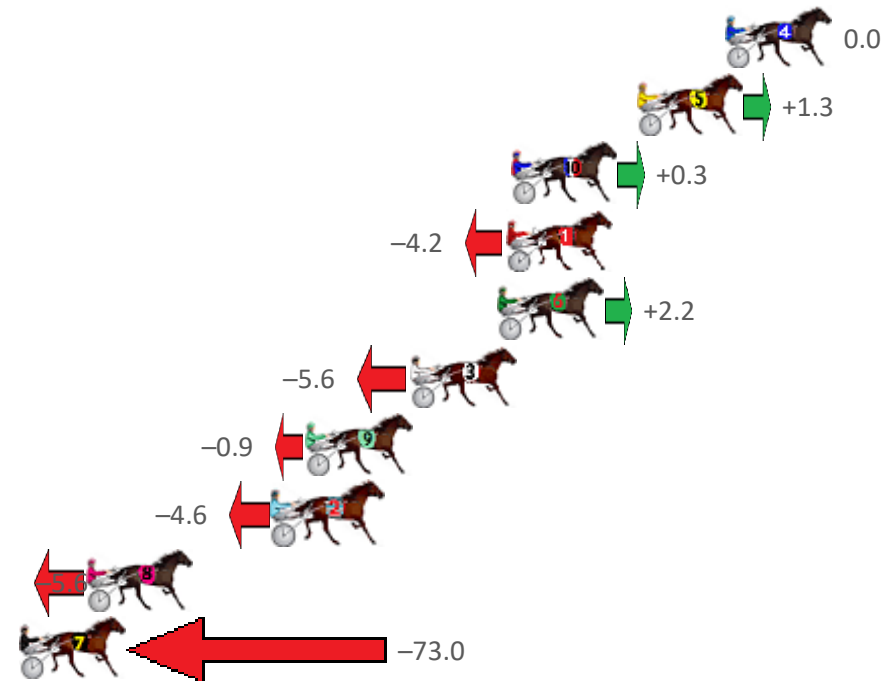
Gloucester Park Race 3 Distance 1730m

Tuesday, 2 August 2022

Gross Time: 2:08.40 MileRate: 1:59.40 LeadTime: 7.90s First Qtr: 29.90s Second Qtr: 30.30s Third Qtr: 30.40s Fourth Qtr: 29.90s

NoHorse	Plc	Mar	800 Posi	400 Posi	Time	3rd Qtr	4th Qtr
4 JILLIBY JAKE	1	0.0m	0.0m (0)	0.0m (0)	2:08.40	30.40s	29.90s
5 ROCKNROLL WHITBY	2	3.5m	4.8m (2)	3.5m (2)	2:08.67	30.30s	29.91s
10 HEZA HEAD HONCH	3	8.5m	8.8m (0)	8.3m (2)	2:09.07	30.36s	29.94s
1 SUAREZ	4	8.7m	4.5m (0)	4.5m (0)	2:09.08	30.40s	30.24s
6 RAGING ROMEO	5	9.0m	11.2m (1)	4.3m (1)	2:09.10	29.88s	30.28s
3 CROWDED REACTOR	6	12.5m	6.9m (1)	13.4m (2)	2:09.38	30.88s	29.88s
9 LIVE LIFE FAST	7	16.6m	15.7m (1)	18.7m (2)	2:09.70	30.62s	29.80s
2 TEPELO STAR	8	17.9m	13.3m (0)	11.2m (0)	2:09.80	30.24s	30.46s
8 ONE FOR DAVE AND	9	25.3m	19.7m (1)	14.2m (3)	2:10.38	29.99s	30.82s
7 THE MERCENARY	10	74.3m	1.3m (1)	15.8m (1)	2:14.22	31.48s	34.54s

Finish Position and metres gained from 800m





Home of PJ Harness Analyser
 Want to know how successful PJ Harness Analyser is?
 Click here for regular updates

www.pjdata.com.au
 admin@pjdata.com.au
 www.facebook.com/PJHarnessRacing



RISE Digital, Harness Racing Australia nor the provider accepts any responsibility for the completeness or accuracy of any of the information contained herein, and makes no representations about its suitability for any particular purpose. Users should make their own judgements about those matters and/or seek independent advice. You assume all risks associated with use of data provided on this page

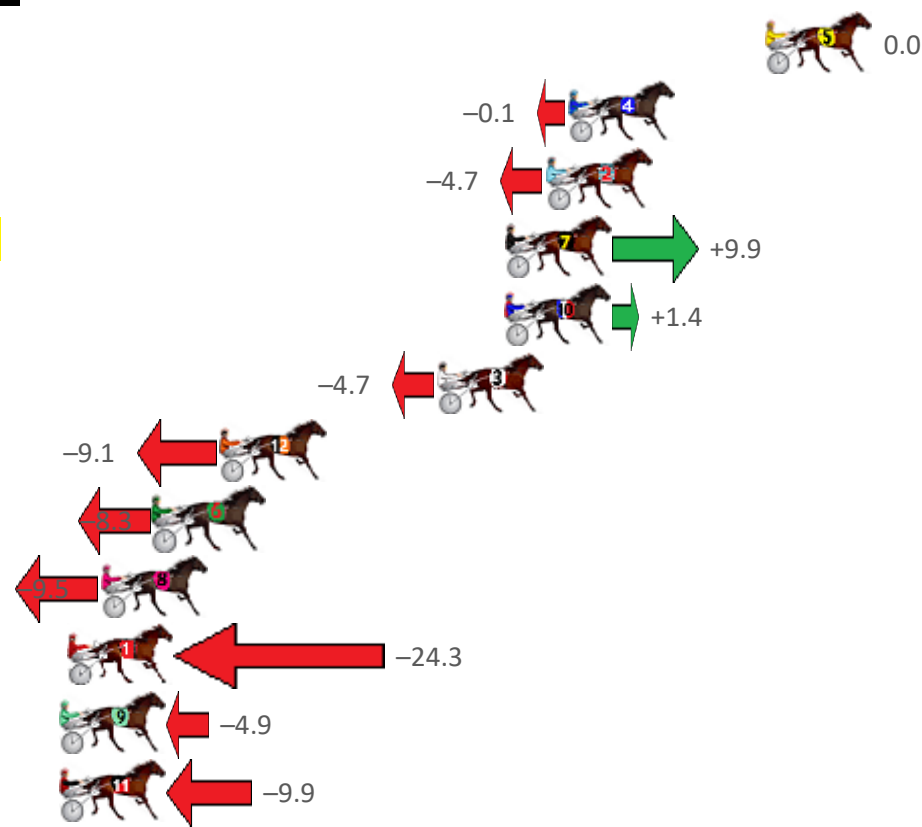
Gloucester Park Race 4 Distance 2130m

Tuesday, 2 August 2022

Gross Time: 2:38.50 MileRate: 1:59.80 LeadTime: 38.90s First Qtr: 31.80s Second Qtr: 30.40s Third Qtr: 28.30s Fourth Qtr: 29.10s

NoHorse	Plc	Mar	800 Posi	400 Posi	Time	3rd Qtr	4th Qtr
5 SAHARA STORM	1	0.0m	0.0m (0)	0.0m (0)	2:38.50	28.30s	29.10s
4 MISTER ARDEE	2	7.8m	7.7m (1)	7.6m (2)	2:39.10	28.30s	29.15s
2 STAR ARMBRO	3	8.7m	4.0m (0)	4.8m (0)	2:39.16	28.36s	29.42s
7 HOTFOOT IT	4	10.3m	20.2m (1)	12.1m (2)	2:39.29	27.74s	29.02s
10 ORLANDO BLUE	5	10.3m	11.7m (1)	2.6m (1)	2:39.29	27.66s	29.70s
3 ROCKMENOW	6	13.0m	8.3m (0)	9.8m (0)	2:39.49	28.42s	29.39s
12 BE ON GUARD	7	21.6m	12.5m (0)	14.3m (0)	2:40.15	28.44s	29.73s
6 NUCLEAR POKER	8	24.2m	15.9m (1)	14.9m (1)	2:40.35	28.24s	29.89s
8 JESSE ALLWOOD	9	26.3m	16.8m (0)	21.6m (0)	2:40.51	28.66s	29.57s
1 OUR MISTA KALLE	10	27.7m	3.4m (1)	8.7m (1)	2:40.61	28.68s	30.59s
9 JUSTLIKE TURBO	11	30.2m	25.3m (0)	27.5m (0)	2:40.81	28.48s	29.45s
11 LA SULEIMAN	12	30.7m	20.8m (0)	22.7m (1)	2:40.84	28.46s	29.82s

Finish Position and metres gained from 800m



Home of PJ Harness Analyser

Want to know how successful PJ Harness Analyser is?
Click here for regular updates

www.pjdata.com.au admin@pjdata.com.au www.facebook.com/PJHarnessRacing



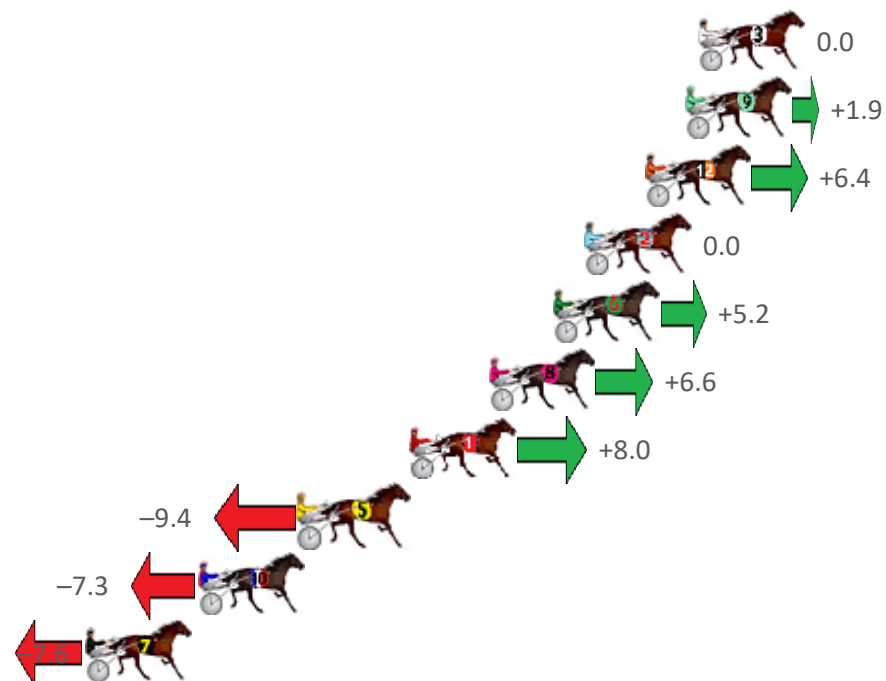
Gloucester Park Race 5 Distance 2130m

Tuesday, 2 August 2022

Gross Time: 2:42.90 MileRate: 2:03.10 LeadTime: 39.90s First Qtr: 31.90s Second Qtr: 30.80s Third Qtr: 30.30s Fourth Qtr: 30.00s

NoHorse	Plc	Mar	800 Posi	400 Posi	Time	3rd Qtr	4th Qtr
3 MAKE YOUR MARK	1	0.0m	0.0m (0)	0.0m (0)	2:42.90	30.30s	30.00s
9 ALTAMATUM	2	0.5m	2.4m (1)	3.0m (1)	2:42.94	30.34s	29.82s
12 SHELLNA	3	2.1m	8.5m (0)	8.5m (0)	2:43.07	30.30s	29.53s
2 SISTER ACT	4	4.5m	4.5m (0)	4.3m (0)	2:43.25	30.28s	30.03s
6 SHEHADI	5	5.7m	10.9m (1)	11.8m (1)	2:43.35	30.36s	29.57s
8 TRINITY BROMAC	6	8.3m	14.9m (1)	15.8m (1)	2:43.55	30.36s	29.47s
1 GODDESS OF REASO	7	11.4m	19.4m (1)	19.8m (1)	2:43.80	30.32s	29.41s
5 BETTYS LASS	8	15.8m	6.4m (1)	7.2m (1)	2:44.14	30.36s	30.70s
10 EXTRAORDINARY MA	9	19.8m	12.5m (0)	12.3m (0)	2:44.46	30.28s	30.64s
7 HEADLINE ACT	10	24.3m	16.7m (0)	19.5m (0)	2:44.81	30.50s	30.45s

Finish Position and metres gained from 800m





Home of PJ Harness Analyser
 Want to know how successful PJ Harness Analyser is?
 Click here for regular updates

www.pjdata.com.au
 admin@pjdata.com.au
 www.facebook.com/PJHarnessRacing



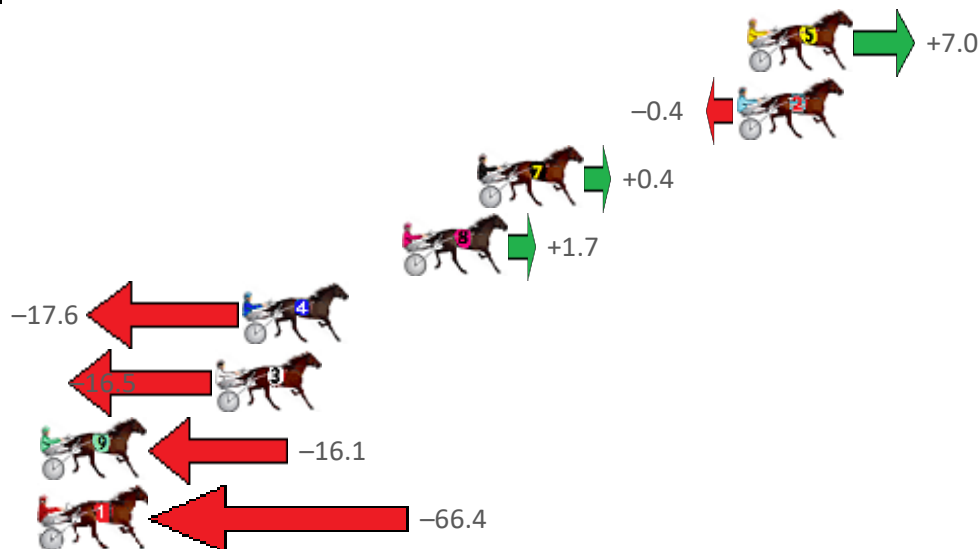
Gloucester Park Race 6 Distance 2130m

Tuesday, 2 August 2022

Gross Time: 2:41.90 MileRate: 2:02.30 LeadTime: 40.40s First Qtr: 31.60s Second Qtr: 31.90s Third Qtr: 29.80s Fourth Qtr: 28.20s

NoHorse	Plc	Mar	800 Posi	400 Posi	Time	3rd Qtr	4th Qtr
5 AMAZING AMERICA	1	0.0m	7.0m (1)	6.4m (1)	2:41.90	29.74s	27.74s
2 NOTED	2	0.4m	0.0m (0)	0.0m (0)	2:41.93	29.80s	28.23s
7 ROLL OF HONOUR	3	10.7m	11.1m (1)	10.6m (1)	2:42.69	29.74s	28.23s
8 PIVOTAL	4	13.7m	15.4m (1)	9.8m (2)	2:42.92	29.36s	28.51s
4 ZACCY MAC	5	20.0m	2.4m (1)	2.3m (1)	2:43.38	29.78s	29.52s
3 JIVING JOLT	6	21.1m	4.6m (0)	4.7m (0)	2:43.46	29.80s	29.42s
9 GO WIDGIE	7	29.9m	13.8m (0)	15.0m (1)	2:44.12	29.86s	29.33s
1 COUNT MATAI	8	75.6m	9.2m (0)	19.2m (0)	2:47.50	30.50s	32.42s

Finish Position and metres gained from 800m





Home of PJ Harness Analyser

Want to know how successful PJ Harness Analyser is?

Click here for regular updates

www.pjdata.com.au
 admin@pjdata.com.au
 www.facebook.com/PJHarnessRacing



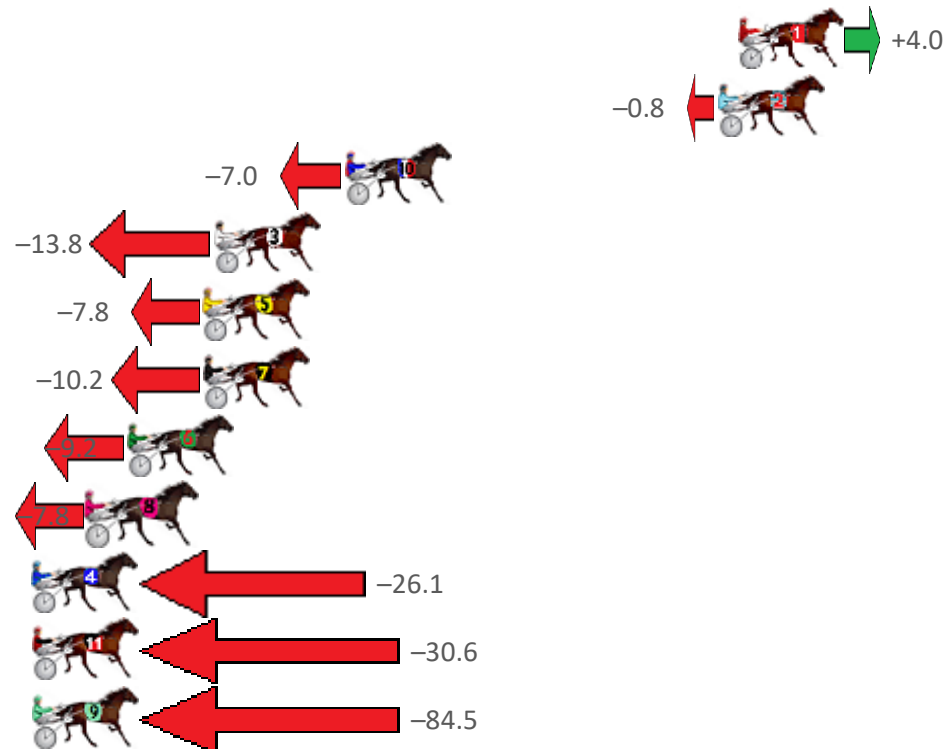
Gloucester Park Race 7 Distance 2130m

Tuesday, 2 August 2022

Gross Time: 2:43.00 MileRate: 2:03.20 LeadTime: 39.00s First Qtr: 33.20s Second Qtr: 31.50s Third Qtr: 30.00s Fourth Qtr: 29.30s

NoHorse	Plc	Mar	800 Posi	400 Posi	Time	3rd Qtr	4th Qtr
1 BATAVIA REACTOR	1	0.0m	4.0m (0)	3.8m (0)	2:43.00	29.98s	29.02s
2 ARDEN VELOCITY	2	0.8m	0.0m (0)	0.0m (0)	2:43.06	30.00s	29.36s
10 ROBO REACTOR	3	15.6m	8.6m (0)	8.4m (0)	2:44.20	29.98s	29.88s
3 IM RIDDLER	4	20.8m	7.0m (1)	8.2m (1)	2:44.60	30.08s	30.30s
5 TIGER TOAST	5	21.2m	13.4m (0)	13.3m (0)	2:44.63	29.98s	29.95s
7 LEWIS WILLIAM	5	21.2m	11.0m (1)	7.7m (2)	2:44.63	29.74s	30.37s
6 SATS MALOO	7	24.2m	15.0m (1)	12.0m (2)	2:44.86	29.76s	30.28s
8 STELLA MAJOR	8	25.8m	18.0m (0)	16.3m (1)	2:44.98	29.86s	30.08s
4 CAPRICORN JOE	9	28.3m	2.2m (1)	4.1m (1)	2:45.17	30.14s	31.17s
11 JUST ROC	10	52.9m	22.3m (0)	18.8m (2)	2:47.06	29.72s	31.98s
9 TWENTYBLACKJACK	11	105.7m	21.2m (1)	38.8m (0)	2:51.12	31.28s	34.56s

Finish Position and metres gained from 800m





Home of PJ Harness Analyser

Want to know how successful PJ Harness Analyser is?

Click here for regular updates

www.pjdata.com.au
 admin@pjdata.com.au
 www.facebook.com/PJHarnessRacing



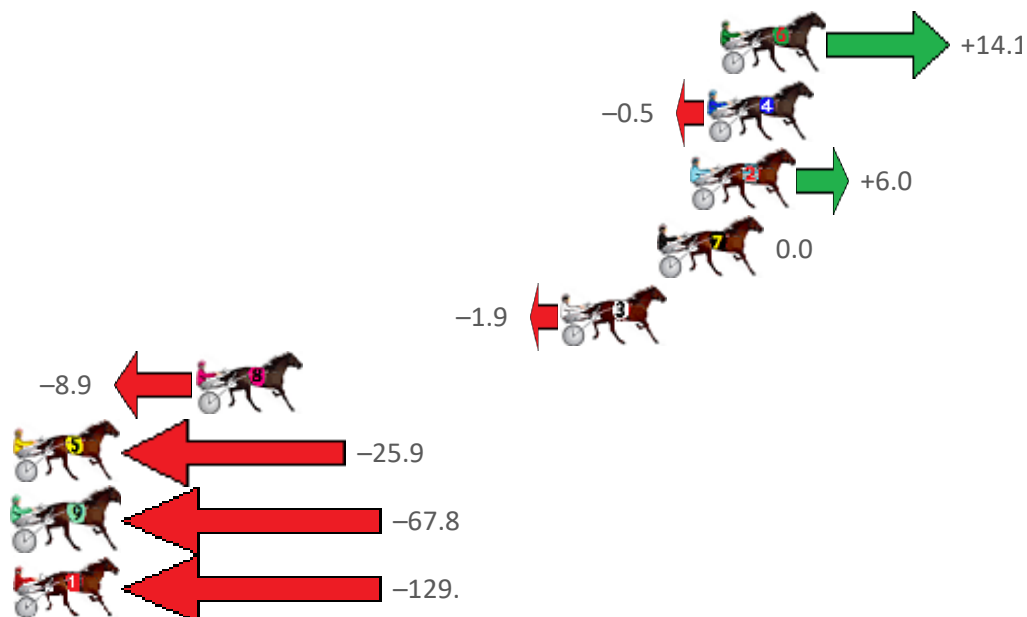
Gloucester Park Race 8 Distance 2130m

Tuesday, 2 August 2022

Gross Time: 2:41.10 MileRate: 2:01.70 LeadTime: 38.40s First Qtr: 32.00s Second Qtr: 32.70s Third Qtr: 29.20s Fourth Qtr: 28.80s

NoHorse	Plc	Mar	800 Posi	400 Posi	Time	3rd Qtr	4th Qtr
6 RELLIM	1	0.0m	14.1m (0)	8.9m (1)	2:41.10	28.82s	28.16s
4 SPEEDWAGON	2	0.5m	0.0m (0)	0.0m (0)	2:41.14	29.20s	28.84s
2 WALL STREET GIRL	3	1.2m	7.2m (1)	5.3m (2)	2:41.19	29.06s	28.51s
7 ROLLINDOWNTHERI	4	2.5m	2.5m (1)	3.4m (1)	2:41.29	29.26s	28.75s
3 MANCAVE	5	6.3m	4.4m (0)	5.3m (0)	2:41.58	29.26s	28.90s
8 CHERRY ON THE CAK	6	20.8m	11.9m (1)	9.8m (2)	2:42.67	29.04s	29.67s
5 ILLEGAL ACT	7	35.6m	9.7m (0)	15.8m (0)	2:43.79	29.64s	30.35s
9 YANKEEDELIGHT	8	87.6m	19.8m (0)	33.6m (0)	2:47.72	30.18s	33.00s
1 BONSCO CIRCUS	9	146.2m	16.5m (1)	49.1m (0)	2:52.15	31.54s	36.31s

Finish Position and metres gained from 800m





Home of PJ Harness Analyser

Want to know how successful PJ Harness Analyser is?

Click here for regular updates

www.pjdata.com.au
 admin@pjdata.com.au
 www.facebook.com/PJHarnessRacing



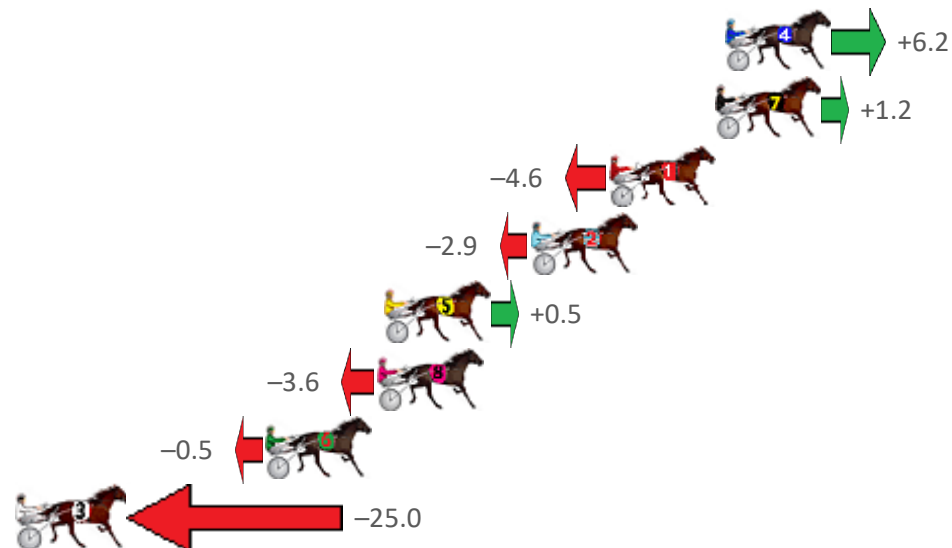
Gloucester Park Race 9 Distance 2130m

Tuesday, 2 August 2022

Gross Time: 2:45.10 MileRate: 2:04.80 LeadTime: 41.10s First Qtr: 33.30s Second Qtr: 32.10s Third Qtr: 30.00s Fourth Qtr: 28.60s

NoHorse	Plc	Mar	800 Posi	400 Posi	Time	3rd Qtr	4th Qtr
4 CULLEN STAR	1	0.0m	6.2m (1)	3.6m (2)	2:45.10	29.80s	28.34s
7 ARDENS HORIZON	2	0.4m	1.6m (1)	0.6m (1)	2:45.13	29.92s	28.59s
1 FOUR STARZZZ HAW	3	4.6m	0.0m (0)	0.0m (0)	2:45.45	30.00s	28.95s
2 PETER ROMEO	4	7.7m	4.8m (0)	5.0m (0)	2:45.68	30.00s	28.82s
5 SWEETEST THING	5	13.5m	14.0m (0)	12.6m (0)	2:46.11	29.88s	28.69s
8 SUNPATRA	6	13.8m	10.2m (1)	9.1m (2)	2:46.14	29.90s	28.97s
6 PATH OF GOLD	7	18.2m	17.7m (0)	16.8m (0)	2:46.47	29.90s	28.75s
3 DUNAMIS	8	34.4m	9.4m (0)	9.4m (1)	2:47.68	29.98s	30.50s

Finish Position and metres gained from 800m





Home of PJ Harness Analyser

Want to know how successful PJ Harness Analyser is?

Click here for regular updates

www.pjdata.com.au
 admin@pjdata.com.au
 www.facebook.com/PJHarnessRacing



RISE Digital, Harness Racing Australia nor the provider accepts any responsibility for the completeness or accuracy of any of the information contained herein, and makes no representations about its suitability for any particular purpose. Users should make their own judgements about those matters and/or seek independent advice. You assume all risks associated with use of data provided on this page