


Race No. 1 Distance 2240m

Plc	No	Horse	Margin	Time	Lead Time	Last Mile	Last 800m	Last 400m
1	8	TWO TIMES BETTOR	0	2:43.60	45.33s	1:58.27	57.34s	28.20s
2	5	MAJOR KISS	2.5	2:43.78	45.60s	1:58.18	57.22s	27.98s
3	9	OUR ROAD TO MECCA	5.8	2:44.01	45.93s	1:58.08	57.15s	27.89s
4	2	SINGLE TREE ROAD	7	2:44.09	45.20s	1:58.89	58.00s	28.65s
5	12	SOHO MALIBU	9.3	2:44.26	46.58s	1:57.68	56.77s	28.66s
6	11	ENCHANTED STRIDE	10.2	2:44.32	46.22s	1:58.10	57.57s	28.03s
7	3	MILLAH JOY	12.4	2:44.47	46.33s	1:58.14	57.33s	27.96s
8	1	KICKIT SISTA	19.8	2:45.00	45.79s	1:59.21	58.58s	29.12s
9	7	ROBYN ROCKS	21.1	2:45.09	48.17s	1:56.92	57.38s	28.05s
10	6	ELSA BELLE	25	2:45.36	47.48s	1:57.88	57.60s	29.24s
11	10	AMAZING DAISY	29.8	2:45.70	46.90s	1:58.80	58.68s	29.02s
12	13	YANKEE VISION	32.3	2:45.88	47.19s	1:58.69	58.54s	28.74s

Race No. 2 Distance 2240m

Plc	No	Horse	Margin	Time	Lead Time	Last Mile	Last 800m	Last 400m
1	8	KUALOA	0	2:43.30	46.53s	1:56.77	59.03s	29.77s
2	5	SOHO NOLITA	4	2:43.60	44.80s	1:58.80	59.90s	30.10s
3	1	LARAJAY MACRAY	8.8	2:43.96	44.98s	1:58.97	59.94s	30.13s
4	2	TANGOINGWITHSIERRA	16.8	2:44.55	45.23s	1:59.33	59.32s	29.59s
5	11	DELIGHTFUL JAZZ	19.8	2:44.78	46.40s	1:58.37	60.06s	30.83s
6	12	IDEALLY SAY YES	26.3	2:45.26	47.00s	1:58.26	60.20s	30.58s
7	7	TRYNA PORTRAY	28.4	2:45.42	45.99s	1:59.42	60.42s	30.28s
8	3	LILLYSHELAINA	43.4	2:46.53	45.67s	2:00.87	61.85s	31.72s
9	13	TIGER STORM	64.3	2:48.09	46.01s	2:02.08	63.48s	33.70s
10	9	GOODTIME GRACE	71.1	2:48.60	45.31s	2:03.29	64.24s	33.76s
11	6	SOHO CRUCIO	74	2:48.81	45.03s	2:03.79	63.89s	33.03s
12	4	LABELLA ROCK	83.1	2:49.49	45.64s	2:03.85	63.88s	33.98s



PJ Trots Analyser
 Want to analyse Trots yourself?
 Visit pjdata.com.au to learn more



Race No. 3 Distance 2240m

Plc	No	Horse	Margin	Time	Lead Time	Last Mile	Last 800m	Last 400m
1	6	KONAN	0	2:40.30	44.10s	1:56.20	55.40s	28.00s
2	9	POSTER BOY	3.8	2:40.57	45.26s	1:55.31	55.34s	28.01s
3	4	STEFBEST	6.6	2:40.76	44.41s	1:56.35	55.55s	28.07s
4	13	MASTER MOONLITE	17.6	2:41.53	46.18s	1:55.35	54.79s	27.47s
5	5	BRAEVIEW BONDI	19	2:41.63	44.90s	1:56.73	55.79s	28.11s
6	11	SON OF MAJOR	21	2:41.77	45.57s	1:56.20	55.62s	27.93s
7	10	JOE NIEN	21.8	2:41.83	45.01s	1:56.82	55.98s	28.21s
8	12	HIGHERTHANANEAGLE	21.9	2:41.83	45.86s	1:55.97	55.41s	27.68s
9	1	THATS PERFECT	37.5	2:42.93	44.56s	1:58.36	57.39s	29.72s
10	7	BENALONG VALLEY	39.9	2:43.09	46.53s	1:56.56	56.03s	28.55s
11	3	BRUISED EGO	44	2:43.38	44.72s	1:58.66	57.81s	30.13s
12	8	PLAYING IT COOL	75.1	2:45.56	47.59s	1:57.96	59.37s	30.76s

Race No. 4 Distance 2240m

Plc	No	Horse	Margin	Time	Lead Time	Last Mile	Last 800m	Last 400m
1	1	FOURBIGMEN	0	2:43.30	45.60s	1:57.70	57.50s	28.70s
2	13	NOSTRA IDEAL	4.7	2:43.64	46.42s	1:57.21	57.65s	28.97s
3	8	TIDAL SURGE	11	2:44.09	45.90s	1:58.19	57.96s	29.14s
4	11	MESSERATI	15.5	2:44.41	46.55s	1:57.86	57.59s	28.81s
5	12	FIRESTORM RED	17.6	2:44.56	46.11s	1:58.46	58.25s	29.56s
6	10	YOUNG ROOSTER	19.2	2:44.68	46.22s	1:58.46	58.25s	29.37s
7	7	MORENGO MAGIC	19.9	2:44.73	45.74s	1:58.98	58.10s	29.48s
8	4	ROSARITO BEACH	20.2	2:44.75	46.87s	1:57.88	57.57s	28.83s
9	9	REVOLT	22.8	2:44.94	46.53s	1:58.41	57.24s	29.17s
10	5	KAYBEE STARZZZ	47.2	2:46.69	45.92s	2:00.77	59.64s	30.90s
11	2	DEE DOUBLE YOU	65.5	2:48.00	46.22s	2:01.78	60.63s	32.54s



PJ Trots Analyser
 Want to analyse Trots yourself?
 Visit pjdata.com.au to learn more




Race No. 5 Distance 2240m

Plc	No	Horse	Margin	Time	Lead Time	Last Mile	Last 800m	Last 400m
1	6	JILLIBY CHEVY	0	2:41.30	43.97s	1:57.33	55.89s	26.77s
2	7	WRAPPERS DELIGHT	0.2	2:41.31	43.65s	1:57.66	56.20s	27.11s
3	8	PERSIMMON	8	2:41.84	43.80s	1:58.04	56.67s	27.30s
4	9	BIG GUN JOHNNY	10.1	2:41.98	44.11s	1:57.88	56.49s	27.16s
5	1	FORM ANALYST	12.7	2:42.16	43.50s	1:58.66	57.30s	27.91s
6	4	THE LONE DANCER	14.3	2:42.27	44.48s	1:57.79	56.49s	27.13s
7	11	REGARDLESS	14.7	2:42.30	45.18s	1:57.11	55.70s	27.09s
8	5	ISLANDSPECIALMAJOR	15.8	2:42.37	44.29s	1:58.08	56.70s	27.53s
9	2	KEAYANG DA VINCI	20.5	2:42.69	44.58s	1:58.11	56.73s	27.80s
10	12	SOLID AS A ROCK	22.6	2:42.83	45.49s	1:57.35	56.37s	27.30s
11	3	BYALLA BOY	23.9	2:42.92	44.89s	1:58.03	56.66s	27.76s
12	10	SUNROSE MASTER	27.3	2:43.15	45.11s	1:58.04	57.06s	27.64s

Race No. 6 Distance 2240m

Plc	No	Horse	Margin	Time	Lead Time	Last Mile	Last 800m	Last 400m
1	13	RIDE HIGH	0	2:41.50	44.31s	1:57.19	56.60s	27.00s
2	1	MAJOR TIMES	2.6	2:41.68	43.50s	1:58.18	56.49s	26.89s
3	4	LIFTNTORQUE	8.2	2:42.05	43.80s	1:58.25	56.59s	26.99s
4	8	ALPHA CHARLIE	9	2:42.11	44.12s	1:57.99	56.35s	26.74s
5	10	KASBAH KID	10.8	2:42.23	43.94s	1:58.29	57.17s	27.47s
6	12	WAYONBYE	18.1	2:42.72	45.10s	1:57.62	56.51s	27.14s
7	3	AMENDMENT THIRTEEN	21.1	2:42.92	44.08s	1:58.85	57.31s	27.60s
8	11	BRACKENREID	21.7	2:42.96	44.42s	1:58.54	57.06s	27.67s
9	6	MACH UP	28.3	2:43.41	44.73s	1:58.68	57.12s	27.67s
10	7	COURAGEOUS SAINT	28.4	2:43.42	45.51s	1:57.90	56.91s	27.54s
11	9	LENARD ESS	32.7	2:43.71	44.44s	1:59.27	57.72s	28.06s
12	5	LOYOLA TRIOS	44.6	2:44.51	43.80s	2:00.71	59.26s	29.47s



PJ Trots Analyser
 Want to analyse Trots yourself?
 Visit pjdata.com.au to learn more




Race No. 7 Distance 2240m

Plc	No	Horse	Margin	Time	Lead Time	Last Mile	Last 800m	Last 400m
1	5	HURRICANE HARLEY	0	2:41.60	45.10s	1:56.50	55.60s	27.50s
2	12	CENTENARIO	14.9	2:42.62	46.54s	1:56.08	56.43s	28.40s
3	10	PETES BIG JIM	16.8	2:42.76	45.93s	1:56.83	56.27s	28.23s
4	2	CRIME WRITER	22.5	2:43.15	45.60s	1:57.55	56.87s	28.69s
5	13	PERFECT MAJOR	23.3	2:43.20	46.83s	1:56.37	55.68s	27.82s
6	8	MAJOR EXCLUSIVE	36.7	2:44.12	46.20s	1:57.92	57.11s	27.56s
7	3	WHATLEYS WOMBAT	39.5	2:44.32	45.80s	1:58.52	57.51s	29.36s
8	11	ABOUTTIME	41.5	2:44.45	46.17s	1:58.28	57.32s	29.38s
9	6	IM SIR BLAKE	43.6	2:44.60	46.72s	1:57.88	57.18s	27.86s
10	4	VILLACCI	67.5	2:46.24	47.24s	1:59.00	58.40s	30.13s
11	7	REIGN MAKER	111.6	2:49.27	47.07s	2:02.20	61.55s	32.12s
12	1	TITAN BROMAC	171	2:53.36	45.90s	2:07.46	66.73s	36.82s

Race No. 8 Distance 2240m

Plc	No	Horse	Margin	Time	Lead Time	Last Mile	Last 800m	Last 400m
1	3	JILLIBY KUNG FU	0	2:40.70	45.70s	1:55.00	55.40s	28.10s
2	12	SIRLETIC	3.8	2:40.97	47.02s	1:53.95	54.39s	27.10s
3	6	ROCKNROLL ICON	7.9	2:41.25	46.00s	1:55.25	55.60s	28.36s
4	1	WARDAN EXPRESS	8.2	2:41.28	46.18s	1:55.10	55.66s	28.30s
5	8	JILLIBY ROAD RUNNER	17.9	2:41.96	46.48s	1:55.48	56.03s	28.58s
6	2	SOMEBEACHSHADOW	18.1	2:41.97	46.64s	1:55.33	55.68s	28.23s
7	5	EMAIN MACHA	21.1	2:42.18	46.31s	1:55.87	56.21s	28.84s
8	13	SCOTLYNN BEACH	23.6	2:42.36	47.37s	1:54.99	55.44s	28.07s
9	10	REDBELLY JACK	24.9	2:42.45	47.11s	1:55.34	55.85s	28.30s
10	7	CANADA BAY	27.5	2:42.63	47.73s	1:54.90	55.41s	27.98s
11	9	LOVEISAMYTH	32.6	2:42.99	46.80s	1:56.19	56.70s	29.14s
12	4	OSCAR BRAVO	90.9	2:47.09	47.55s	1:59.53	59.99s	32.20s



PJ Trots Analyser
 Want to analyse Trots yourself?
 Visit pjdata.com.au to learn more



Race No. 9 *Distance* 2240m

Plc	No	Horse	Margin	Time	Lead Time	Last Mile	Last 800m	Last 400m
1	12	CARLAS PIXEL	0	2:41.70	45.37s	1:56.33	55.16s	28.30s
2	5	FLYING MOTH	4.1	2:41.99	44.11s	1:57.89	56.16s	28.44s
3	13	MY VENICE BEACH	6.7	2:42.18	45.67s	1:56.50	55.34s	28.42s
4	1	ELENIARK	12.7	2:42.60	43.80s	1:58.80	57.09s	29.40s
5	7	IMA SHOWGIRL	15.6	2:42.81	45.54s	1:57.28	55.99s	28.12s
6	10	LUVTHISONE	16.6	2:42.88	44.69s	1:58.19	56.71s	28.83s
7	8	BEACH GARDEN	20.3	2:43.15	44.44s	1:58.71	56.91s	29.02s
8	4	VALBARANN	25.6	2:43.52	44.09s	1:59.43	57.68s	29.77s
9	3	PERFECT SENSE	25.9	2:43.55	45.98s	1:57.57	56.38s	29.03s
10	11	CARLA CLARE	26.6	2:43.60	45.05s	1:58.55	57.09s	29.27s
11	2	ERICO	28.9	2:43.76	44.76s	1:59.00	57.19s	29.25s
12	6	FAN TAYS YA	29.2	2:43.78	45.24s	1:58.54	56.92s	28.96s

Race No. 10 *Distance* 2240m

Plc	No	Horse	Margin	Time	Lead Time	Last Mile	Last 800m	Last 400m
1	12	TELL ME TALES	0	2:45.10	47.43s	1:57.67	56.60s	27.50s
2	9	OUR STEP UP	1.5	2:45.20	46.95s	1:58.26	56.41s	27.31s
3	11	ANAKENA	2.7	2:45.29	47.59s	1:57.69	56.32s	27.27s
4	10	SHE KEEPS COMING	9.8	2:45.77	47.25s	1:58.52	57.12s	28.06s
5	3	SHES MAGNETIC	9.8	2:45.77	46.30s	1:59.47	56.70s	27.58s
6	4	IDRATHER RAHMA	10.7	2:45.84	47.96s	1:57.88	56.56s	27.52s
7	7	A VICTOR	12	2:45.93	48.27s	1:57.66	56.35s	27.32s
8	2	GONE TOO FAR	15.4	2:46.16	46.64s	1:59.52	56.78s	27.67s
9	1	NOMI MALONE	18.4	2:46.37	46.98s	1:59.39	56.67s	27.53s
10	5	SOHO ANGEL	24.3	2:46.77	47.61s	1:59.16	56.93s	27.89s
11	8	MISS DANGERFIELD	25	2:46.82	47.30s	1:59.52	56.83s	27.68s
12	13	MAJOR POWERS	35.4	2:47.53	47.93s	1:59.60	57.41s	28.35s



PJ Trots Analyser
 Want to analyse Trots yourself?
 Visit pjdata.com.au to learn more



Race No. 11 Distance 2240m

Plc	No	Horse	Margin	Time	Lead Time	Last Mile	Last 800m	Last 400m
1	3	SPEAK NO EVIL	0	2:43.40	44.90s	1:58.50	58.80s	29.70s
2	1	MAJOR SEA	0.2	2:43.41	45.71s	1:57.70	58.15s	29.05s
3	8	SAPHIRIQUE	0.8	2:43.46	46.05s	1:57.41	57.87s	28.76s
4	10	MACEY JAYDE	2	2:43.55	46.66s	1:56.88	57.33s	28.84s
5	12	WEEKS END	4.4	2:43.73	46.99s	1:56.73	57.18s	28.71s
6	6	SHEZA BEACH DREAM	6.7	2:43.90	47.35s	1:56.55	57.57s	28.82s
7	2	ONTHECRESTOFAWAVE	8.6	2:44.04	45.36s	1:58.68	59.09s	30.00s
8	4	IMA SASSY GIRL	22.4	2:45.06	45.87s	1:59.20	59.20s	30.65s
9	5	FRANKINCENSE	32.5	2:45.81	45.51s	2:00.30	60.29s	31.04s
10	7	COURAGEOUS AFFAIR	57.5	2:47.67	45.16s	2:02.51	62.44s	33.15s
11	13	FIRE SAFE	87.7	2:49.91	46.66s	2:03.25	63.85s	34.34s
12	9	NOSTRA BEACH	121.2	2:52.40	45.80s	2:06.60	67.43s	37.99s

Race No. 12 Distance 2240m

Plc	No	Horse	Margin	Time	Lead Time	Last Mile	Last 800m	Last 400m
1	7	SOHO BURNING LOVE	0	2:40.70	46.71s	1:53.99	55.85s	28.57s
2	3	NOSTRA VILLA	0.4	2:40.73	45.70s	1:55.03	56.63s	29.03s
3	2	GHADASTAR	9.4	2:41.38	46.25s	1:55.13	56.83s	29.35s
4	12	ANGEL OF ARTS	14.7	2:41.77	47.68s	1:54.08	56.11s	28.50s
5	4	MAJOR OCCASION	27.4	2:42.69	45.82s	1:56.87	58.44s	30.81s
6	11	OUTBACK SHADOW	58.8	2:44.96	47.39s	1:57.57	59.16s	30.57s
7	1	SHEALWAYS DREAMING	59.9	2:45.04	46.35s	1:58.69	60.03s	31.31s
8	13	IM SCORCHING	65.1	2:45.42	48.16s	1:57.26	59.20s	31.12s
9	10	DIAMOND CULLEN	77.4	2:46.31	47.13s	1:59.18	60.93s	32.84s
10	9	TOPSIES DELIGHT	77.7	2:46.33	46.77s	1:59.56	60.92s	32.27s
11	6	LUVYOUNG BABE	81.6	2:46.62	46.03s	2:00.58	61.98s	33.22s
12	5	EMERGING FORCE	83.8	2:46.78	47.71s	1:59.06	60.72s	31.71s

Harness Racing Victoria nor the provider accepts any responsibility for the completeness or accuracy of any of the information contained herein, and makes no representations about its suitability for any particular purpose. Users should make their own judgements about those matters and/or seek independent advice. You assume all risks associated with use of the data provided on this page.

