

Race No. 1 Distance 2240m


Plc	No	Horse	Margin	Time	Lead Time	Last Mile	Last 800m	Last 400m
1	7	MONGIANA	0	2:41.60	45.00s	1:56.60	58.20s	29.30s
2	9	GUPTAS CULLEN	1.9	2:41.74	46.47s	1:55.27	56.85s	28.66s
3	1	VALIENTE	3.5	2:41.86	45.93s	1:55.93	57.32s	28.57s
4	10	PUNTARNO STRIDE	4.2	2:41.91	45.61s	1:56.29	58.04s	29.17s
5	11	MAJOR MEISTER	6.2	2:42.05	47.01s	1:55.04	58.49s	29.62s
6	8	WATCH LIST	6.5	2:42.08	46.37s	1:55.71	57.19s	28.63s
7	2	ROCKNROLL NOAH	11.7	2:42.46	45.61s	1:56.84	58.43s	29.50s
8	3	SIX ELEMENTS	12.8	2:42.54	46.17s	1:56.37	57.95s	29.77s
9	6	PLAN CE	20.7	2:43.12	45.30s	1:57.82	59.39s	30.46s
10	5	ULTIMATE WON	24.9	2:43.42	47.35s	1:56.07	58.21s	29.78s
11	4	IM NO OUTLAW	25.4	2:43.46	45.83s	1:57.63	59.20s	30.34s

Race No. 2 Distance 2240m

Plc	No	Horse	Margin	Time	Lead Time	Last Mile	Last 800m	Last 400m
1	2	RADIUS	0	2:42.20	45.98s	1:56.22	56.84s	27.95s
2	3	HEAVEN IN LOCKSLEY	0.1	2:42.21	45.60s	1:56.61	57.21s	28.31s
3	9	BRACKENREID	0.5	2:42.24	46.29s	1:55.94	56.72s	27.98s
4	4	TERRORLEEN	2.4	2:42.37	46.61s	1:55.76	56.54s	27.89s
5	7	KEAYANG DA VINCI	5.7	2:42.60	46.93s	1:55.67	56.49s	28.07s
6	6	RECLUSIVE	10.4	2:42.94	47.26s	1:55.67	56.93s	28.07s
7	5	KEAYANG SHADY	24.5	2:43.93	45.98s	1:57.96	58.77s	29.92s
8	8	GILTY HANOVER	31.8	2:44.45	46.31s	1:58.14	58.79s	29.86s
9	1	AXINITE	94.3	2:48.87	48.49s	2:00.38	62.15s	33.27s

Race No. 3 Distance 1720m

Plc	No	Horse	Margin	Time	Lead Time	Last Mile	Last 800m	Last 400m
1	5	HELANSIN	0	2:04.00	7.01s	1:56.99	59.40s	30.48s
2	2	HY LEINVINCIBLE	1.3	2:04.10	7.14s	1:56.96	59.15s	30.20s
3	9	BONDI LOCKDOWN	3.3	2:04.25	7.68s	1:56.57	59.63s	30.75s
4	6	OZZIE PLAYBOY	5.5	2:04.42	7.62s	1:56.80	58.90s	30.16s
5	7	PANTALOOON	5.9	2:04.45	7.82s	1:56.63	59.65s	30.54s
6	8	FOUR STAR SAINT	34.3	2:06.62	7.96s	1:58.66	61.34s	32.20s
7	3	TELEMACHUS	35.3	2:06.69	7.00s	1:59.69	61.66s	32.31s
8	4	ROCK NIEN	44.8	2:07.42	7.26s	2:00.15	62.06s	31.63s
9	1	REGALITY	105.2	2:12.02	7.67s	2:04.35	65.43s	33.95s



PJ HARNESS ANALYSER **NEW**

Learn the power of sectionals

Check us out at www.pjdata.com.au




Race No. 4 Distance 2240m

Plc	No	Horse	Margin	Time	Lead Time	Last Mile	Last 800m	Last 400m
1	1	REPEAT AFTER ME	0	2:39.90	44.50s	1:55.40	55.60s	27.40s
2	7	ZADAKA	6.5	2:40.35	46.23s	1:54.11	55.13s	26.85s
3	2	MAJESTIC CRUISER	6.7	2:40.36	44.85s	1:55.51	55.75s	27.50s
4	6	JAMIESON STEELE	8.5	2:40.48	45.92s	1:54.56	55.91s	27.76s
5	5	OUR SPORTSCASTER	11.4	2:40.68	45.22s	1:55.46	55.78s	27.52s
6	4	JOE NIEN	13.6	2:40.83	45.32s	1:55.51	55.64s	27.47s
7	3	BULLYS DELIGHT	20.2	2:41.28	45.04s	1:56.25	56.39s	28.18s

Race No. 5 Distance 1720m

Plc	No	Horse	Margin	Time	Lead Time	Last Mile	Last 800m	Last 400m
1	5	YORKSHIRE	0	2:01.60	6.99s	1:54.61	55.54s	27.28s
2	1	FRANCO JOLTO	0.8	2:01.66	6.94s	1:54.72	55.85s	27.46s
3	2	MR BOHANNON	1.2	2:01.68	6.90s	1:54.78	56.18s	27.78s
4	8	ROLLOVA	1.5	2:01.70	7.24s	1:54.47	55.59s	27.21s
5	6	ZOLIVER	3.4	2:01.84	7.16s	1:54.67	56.10s	27.84s
6	9	STEEL SCREENS	3.7	2:01.86	7.24s	1:54.62	55.50s	27.24s
7	7	THE DUDE	10.2	2:02.31	7.52s	1:54.78	55.55s	27.20s
8	11	MAESTRO BELLINI	13.1	2:02.51	7.91s	1:54.60	55.78s	27.87s
9	10	ZUBERI	13.3	2:02.52	7.70s	1:54.83	56.09s	27.55s
10	3	RUSSELY RUSH	33.7	2:03.93	7.20s	1:56.74	57.31s	28.66s



PJ HARNESS ANALYSER **NEW**

Learn the power of sectionals

Check us out at www.pjdata.com.au



Race No. 6 Distance 1720m

Plc	No	Horse	Margin	Time	Lead Time	Last Mile	Last 800m	Last 400m
1	4	KEAYANG JACKIE	0	2:02.40	6.90s	1:55.50	57.10s	27.20s
1	4	KEAYANG JACKIE	0	2:02.40	6.90s	1:55.50	57.10s	27.20s
2	11	PERFECT STRIDE	0.2	2:02.41	8.02s	1:54.39	55.76s	26.51s
2	11	PERFECT STRIDE	0.2	2:02.41	8.02s	1:54.39	55.76s	26.51s
3	10	BOOTS ELECTRIC	1.7	2:02.52	7.91s	1:54.61	56.18s	26.93s
3	10	BOOTS ELECTRIC	1.7	2:02.52	7.91s	1:54.61	56.18s	26.93s
4	2	SILENT RAPTURE	4.5	2:02.71	7.24s	1:55.47	57.04s	27.19s
4	2	SILENT RAPTURE	4.5	2:02.71	7.24s	1:55.47	57.04s	27.19s
5	8	MOTU TIGERS EYE	4.6	2:02.71	7.42s	1:55.29	56.77s	26.87s
5	8	MOTU TIGERS EYE	4.6	2:02.71	7.42s	1:55.29	56.77s	26.87s
6	3	LOUISIANA JO	7.9	2:02.94	7.32s	1:55.61	56.96s	27.70s
6	3	LOUISIANA JO	7.9	2:02.94	7.32s	1:55.61	56.96s	27.70s
7	9	SHADY AZZ	11.8	2:03.20	7.60s	1:55.61	57.00s	27.02s
7	9	SHADY AZZ	11.8	2:03.20	7.60s	1:55.61	57.00s	27.02s
8	6	ONA HIGHWAY TOHELL	14.6	2:03.39	7.65s	1:55.75	56.53s	27.16s
8	6	ONA HIGHWAY TOHELL	14.6	2:03.39	7.65s	1:55.75	56.53s	27.16s
9	5	SPORTS WRACK	27.7	2:04.28	7.05s	1:57.23	57.82s	27.81s
9	5	SPORTS WRACK	27.7	2:04.28	7.05s	1:57.23	57.82s	27.81s



PJ HARNESS ANALYSER **NEW**

Learn the power of sectionals

Check us out at www.pjdata.com.au




Race No. 6 Distance 1720m

Plc	No	Horse	Margin	Time	Lead Time	Last Mile	Last 800m	Last 400m
1	4	KEAYANG JACKIE	0	2:02.40	6.90s	1:55.50	57.10s	27.20s
1	4	KEAYANG JACKIE	0	2:02.40	6.90s	1:55.50	57.10s	27.20s
2	11	PERFECT STRIDE	0.2	2:02.41	8.02s	1:54.39	55.76s	26.51s
2	11	PERFECT STRIDE	0.2	2:02.41	8.02s	1:54.39	55.76s	26.51s
3	10	BOOTS ELECTRIC	1.7	2:02.52	7.91s	1:54.61	56.18s	26.93s
3	10	BOOTS ELECTRIC	1.7	2:02.52	7.91s	1:54.61	56.18s	26.93s
4	2	SILENT RAPTURE	4.5	2:02.71	7.24s	1:55.47	57.04s	27.19s
4	2	SILENT RAPTURE	4.5	2:02.71	7.24s	1:55.47	57.04s	27.19s
5	8	MOTU TIGERS EYE	4.6	2:02.71	7.42s	1:55.29	56.77s	26.87s
5	8	MOTU TIGERS EYE	4.6	2:02.71	7.42s	1:55.29	56.77s	26.87s
6	3	LOUISIANA JO	7.9	2:02.94	7.32s	1:55.61	56.96s	27.70s
6	3	LOUISIANA JO	7.9	2:02.94	7.32s	1:55.61	56.96s	27.70s
7	9	SHADY AZZ	11.8	2:03.20	7.60s	1:55.61	57.00s	27.02s
7	9	SHADY AZZ	11.8	2:03.20	7.60s	1:55.61	57.00s	27.02s
8	6	ONA HIGHWAY TOHELL	14.6	2:03.39	7.65s	1:55.75	56.53s	27.16s
8	6	ONA HIGHWAY TOHELL	14.6	2:03.39	7.65s	1:55.75	56.53s	27.16s
9	5	SPORTS WRACK	27.7	2:04.28	7.05s	1:57.23	57.82s	27.81s
9	5	SPORTS WRACK	27.7	2:04.28	7.05s	1:57.23	57.82s	27.81s

Race No. 7 Distance 2240m

Plc	No	Horse	Margin	Time	Lead Time	Last Mile	Last 800m	Last 400m
1	4	BETTOR BE THE BOMB	0	2:41.30	45.70s	1:55.60	56.59s	27.25s
2	6	SOMEWHERE SECRET	1.8	2:41.42	44.60s	1:56.82	56.83s	27.42s
3	7	RISHI	7.1	2:41.78	46.66s	1:55.12	56.14s	27.51s
4	1	BULLETPROOF BOY	8.1	2:41.85	45.39s	1:56.46	56.65s	27.13s
5	5	MISTER WICKHAM	13.5	2:42.22	46.15s	1:56.07	56.91s	27.12s
6	2	SICARIO	13.9	2:42.25	44.83s	1:57.42	57.39s	27.87s
7	8	LOVE INA CHEVY	23	2:42.87	45.80s	1:57.07	57.39s	28.24s
8	3	ARDEN VOYAGER	50.3	2:44.73	45.17s	1:59.57	59.83s	29.74s



PJ HARNESS ANALYSER **NEW**

Learn the power of sectionals

Check us out at www.pjdata.com.au



Race No. 8 Distance 1720m

Plc	No	Horse	Margin	Time	Lead Time	Last Mile	Last 800m	Last 400m
1	5	VAN MARA	0	2:00.70	6.80s	1:53.90	56.10s	27.90s
2	8	THE CRIMSON PRINCE	1.6	2:00.81	7.28s	1:53.53	55.62s	27.27s
3	4	A FAIR OL DANCE	8.2	2:01.27	6.97s	1:54.30	56.46s	28.22s
4	6	FORM ANALYST	10.4	2:01.43	7.63s	1:53.79	55.92s	27.58s
5	3	REIGNING PEPPER	23.2	2:02.32	7.47s	1:54.84	56.83s	28.49s
6	1	GOODDEALEHEMILY	24	2:02.37	6.98s	1:55.39	57.49s	29.14s
7	2	GOBSMACKED	67	2:05.37	7.14s	1:58.23	60.24s	31.81s


Race No. 9 Distance 2240m

Plc	No	Horse	Margin	Time	Lead Time	Last Mile	Last 800m	Last 400m
1	8	MONARO MARO	0	2:46.40	46.77s	1:59.63	59.31s	30.30s
2	5	TROUBLE GIERO	7.7	2:46.98	47.47s	1:59.51	58.53s	29.20s
3	7	YMBRO WASTED	9.8	2:47.14	46.10s	2:01.04	60.23s	30.75s
4	2	FEAR NOT	10.1	2:47.17	46.77s	2:00.39	59.40s	29.91s
5	3	ONE OVER DA SON	16.5	2:47.65	47.09s	2:00.56	59.52s	30.10s
6	9	ILLAWONG ARMSTRONG	22.6	2:48.11	48.15s	1:59.97	59.47s	29.98s
7	1	DOWNTOWN MISS	48.4	2:50.07	46.44s	2:03.63	62.59s	32.56s
8	6	JERICHO TRUMPET	62.2	2:51.11	47.20s	2:03.92	62.76s	32.10s
9	4	WHIZZBANG DAN	83.5	2:52.73	46.85s	2:05.88	64.70s	33.58s

Race No. 10 Distance 2240m

Plc	No	Horse	Margin	Time	Lead Time	Last Mile	Last 800m	Last 400m
1	6	MCLOVIN	0	2:44.70	46.44s	1:58.26	56.44s	28.19s
2	5	DANCE CRAZE	1.1	2:44.78	46.00s	1:58.78	56.68s	28.48s
3	4	MAGICCOOL	1.8	2:44.83	46.86s	1:57.97	56.25s	27.97s
4	2	GUS AN MAORI	8.5	2:45.30	46.67s	1:58.63	56.55s	28.27s
5	7	SUNDONS COURAGE	11.1	2:45.49	47.21s	1:58.28	56.58s	28.28s
6	3	IMPERIAL WHIZ	17.4	2:45.94	46.35s	1:59.59	57.51s	29.25s
7	1	GENTLEMAN SIR	49.4	2:48.21	47.02s	2:01.19	58.99s	30.06s

Harness Racing Victoria nor the provider accepts any responsibility for the completeness or accuracy of any of the information contained herein, and makes no representations about its suitability for any particular purpose. Users should make their own judgements about those matters and/or seek independent advice. You assume all risks associated with use of the data provided on this page.



PJ HARNESS ANALYSER **NEW**

Learn the power of sectionals

Check us out at www.pjdata.com.au

