

Race No. 1 Distance 1710m


Plc	No	Horse	Margin	Time	Lead Time	Last Mile	Last 800m	Last 400m
1	2	SUNROSE MASTER	0	2:06.70	8.40s	1:58.30	58.68s	30.46s
2	4	MUSCLE UP MAJOR	3.4	2:06.96	8.42s	1:58.55	59.12s	31.06s
3	9	IDEAL GAMBLER	4.2	2:07.02	9.17s	1:57.86	58.17s	30.41s
4	11	CRAFTY OLD FOX	4.8	2:07.07	9.65s	1:57.42	58.31s	30.32s
5	1	GRAPHICS	5.1	2:07.09	8.63s	1:58.46	59.38s	31.19s
6	6	TIMMYS REJECT	5.6	2:07.13	8.47s	1:58.66	58.59s	30.98s
7	10	ANDREW JAY	5.9	2:07.15	9.51s	1:57.64	58.00s	30.11s
8	8	SPORTS REVENGE	7.9	2:07.31	9.22s	1:58.09	58.92s	30.73s
9	5	BETTOR THAN THAT	8	2:07.32	8.40s	1:58.92	59.12s	31.06s
10	7	UNION FORCE	16.5	2:07.97	9.56s	1:58.41	58.85s	30.55s

Race No. 2 Distance 2200m

Plc	No	Horse	Margin	Time	Lead Time	Last Mile	Last 800m	Last 400m
1	5	HIDING MY HEART FIN	0	2:52.30	47.60s	2:04.70	60.00s	30.90s
2	3	COCO LOMBO	4.4	2:52.64	47.95s	2:04.69	59.90s	30.58s
3	2	ENTICING SMILE	24	2:54.15	48.94s	2:05.22	60.83s	31.46s
4	6	PENELOPE	24.4	2:54.18	49.66s	2:04.52	60.78s	31.43s
5	4	BOOTLEG BERT	38	2:55.24	49.31s	2:05.93	62.25s	32.88s
6	1	WHIZZING MUSCLES	100.2	3:00.04	50.11s	2:09.93	66.00s	36.48s

Race No. 3 Distance 2200m

Plc	No	Horse	Margin	Time	Lead Time	Last Mile	Last 800m	Last 400m
1	3	WALKERVILLE DAN	0	3:00.90	50.90s	2:10.00	66.50s	35.40s
2	1	OUR INDEPENDENCE	19.7	3:02.64	53.93s	2:08.71	65.28s	34.42s
3	4	ALDEBARAN ROCKY	55.5	3:05.81	59.08s	2:06.73	65.29s	35.18s
4	6	MULBERRY PIE	76.4	3:07.66	54.72s	2:12.94	69.53s	38.44s
5	5	OUR YANKEE	129.1	3:12.33	57.62s	2:14.71	69.75s	37.98s
6	2	ACTOR UP	146.7	3:13.88	62.96s	2:10.93	68.72s	36.88s



PJ Trots Analyser
 Want to analyse Trots yourself?
 Visit pjdata.com.au to learn more



Race No. 4 Distance 1710m

Plc	No	Horse	Margin	Time	Lead Time	Last Mile	Last 800m	Last 400m
1	4	OUR SIR OLIVER	0	2:03.10	6.40s	1:56.70	56.80s	28.50s
2	3	SAINT DAVIDS FIELD	5.4	2:03.48	6.89s	1:56.59	56.27s	28.02s
3	5	KING SOLOMON	5.5	2:03.49	6.87s	1:56.62	56.59s	28.32s
4	6	FRANCO	9.1	2:03.75	6.91s	1:56.84	57.18s	28.98s
5	1	MIA FROM MEMPHIS	9.3	2:03.76	6.67s	1:57.10	57.16s	28.82s
6	9	METROINCHARGE	12.6	2:04.00	7.38s	1:56.62	56.47s	28.29s
7	7	BALANCE POINT	16	2:04.24	7.07s	1:57.17	57.33s	28.97s

Race No. 5 Distance 2200m


Plc	No	Horse	Margin	Time	Lead Time	Last Mile	Last 800m	Last 400m
1	5	DANCE CRAZE	0	2:44.90	45.10s	1:59.80	57.10s	28.90s
2	6	GARSHAWAY	6	2:45.33	45.63s	1:59.70	57.24s	29.02s
3	4	ALL THE WAY MAE	16.8	2:46.11	45.57s	2:00.54	57.97s	29.61s
4	3	HANGING ON A DREAM	17.4	2:46.16	46.00s	2:00.16	57.71s	29.35s
5	7	JUSTTENTRUMPS	24.1	2:46.64	46.73s	1:59.91	57.55s	28.86s
6	8	COLUMBIAS DEEJAY	24.8	2:46.69	46.37s	2:00.33	57.93s	29.38s
7	1	CHRISKEN KIOSK	30.4	2:47.10	45.91s	2:01.19	58.63s	30.24s
8	2	MISS CULLY	52	2:48.66	46.40s	2:02.26	59.84s	30.98s

Race No. 6 Distance 1710m

Plc	No	Horse	Margin	Time	Lead Time	Last Mile	Last 800m	Last 400m
1	4	VAPAR JACK	0	2:07.40	6.50s	2:00.90	56.70s	28.30s
2	1	PRINCELY REIGN	1.6	2:07.51	7.01s	2:00.50	56.71s	28.38s
3	2	THE HERVEY BAY	4.3	2:07.70	6.68s	2:01.02	56.71s	28.28s
4	5	ILLAWONG GERRY	10.2	2:08.12	7.04s	2:01.08	57.00s	28.65s

Race No. 7 Distance 2200m


Plc	No	Horse	Margin	Time	Lead Time	Last Mile	Last 800m	Last 400m
1	3	BEACH GARDEN	0	2:48.70	47.13s	2:01.57	55.14s	27.44s
2	5	THE KIWI WAY	0.5	2:48.73	46.70s	2:02.03	55.53s	27.83s
3	6	PIN STRIPES	2.1	2:48.85	47.13s	2:01.72	55.37s	27.77s
4	4	CLASSIC MAKER	4.4	2:49.01	47.46s	2:01.55	55.22s	27.61s
5	2	ICEOBAR	13.4	2:49.63	47.84s	2:01.79	55.42s	27.93s
6	7	CRUZ	17.6	2:49.92	47.82s	2:02.10	55.81s	28.51s
7	1	RUNSAFARIRUN	26.3	2:50.53	47.47s	2:03.05	56.67s	28.85s



PJ Trots Analyser
 Want to analyse Trots yourself?
 Visit pjdata.com.au to learn more



Harness Racing Victoria nor the provider accepts any responsibility for the completeness or accuracy of any of the information contained herein, and makes no representations about its suitability for any particular purpose. Users should make their own judgements about those matters and/or seek independent advice. You assume all risks associated with use of the data provided on this page.



A promotional banner for 'PJ Trots Analyser'. The background is a blurred image of a harness race. The text 'PJ Trots Analyser' is prominently displayed in the center, with 'PJ' in large blue and red letters and 'Trots Analyser' in white. Below this, the text 'Want to analyse Trots yourself?' and 'Visit pjdata.com.au to learn more' is written in a red, outlined font. On the right side of the banner is a logo consisting of a blue 'P' and a red 'J' stacked vertically, with the word 'Data' in white below them, all enclosed in a black border.