


**Race No. 1 Distance 2240m**

| Plc | No | Horse            | Margin | Time    | Lead Time | Last Mile | Last 800m | Last 400m |
|-----|----|------------------|--------|---------|-----------|-----------|-----------|-----------|
| 1   | 2  | CRIME WRITER     | 0      | 2:41.60 | 44.50s    | 1:57.10   | 55.80s    | 27.80s    |
| 2   | 9  | HEREHECOMES      | 0.1    | 2:41.61 | 45.42s    | 1:56.19   | 54.93s    | 26.86s    |
| 3   | 4  | MAESTRO BELLINI  | 2.9    | 2:41.80 | 45.57s    | 1:56.23   | 55.81s    | 27.79s    |
| 4   | 11 | LIKE A WILDFIRE  | 4.4    | 2:41.91 | 45.87s    | 1:56.04   | 55.60s    | 27.58s    |
| 5   | 13 | KERFORD ROAD     | 5.1    | 2:41.95 | 46.53s    | 1:55.42   | 55.03s    | 27.17s    |
| 6   | 1  | FRIENDS          | 5.2    | 2:41.96 | 45.12s    | 1:56.84   | 55.58s    | 27.51s    |
| 7   | 3  | BONCEL BENJAMIN  | 6.9    | 2:42.08 | 44.82s    | 1:57.26   | 55.99s    | 27.92s    |
| 8   | 6  | VALENTINA BRAVE  | 8.2    | 2:42.17 | 45.71s    | 1:56.46   | 55.20s    | 27.13s    |
| 9   | 5  | TOP THE ACE      | 9.1    | 2:42.23 | 46.01s    | 1:56.22   | 54.97s    | 27.08s    |
| 10  | 7  | JAYEDGAR         | 9.2    | 2:42.24 | 47.15s    | 1:55.09   | 54.71s    | 26.81s    |
| 11  | 12 | FRANKS VERY MUCH | 9.8    | 2:42.28 | 46.84s    | 1:55.44   | 55.05s    | 27.15s    |
| 12  | 10 | GOODBOY COWBOY   | 14.3   | 2:42.59 | 46.22s    | 1:56.37   | 55.97s    | 27.83s    |

**Race No. 2 Distance 1720m**

| Plc | No | Horse          | Margin | Time    | Lead Time | Last Mile | Last 800m | Last 400m |
|-----|----|----------------|--------|---------|-----------|-----------|-----------|-----------|
| 1   | 11 | NO APACHEMEE   | 0      | 2:02.70 | 8.31s     | 1:54.39   | 54.17s    | 27.26s    |
| 2   | 1  | WINGATUI DEW   | 1.5    | 2:02.80 | 7.30s     | 1:55.50   | 55.30s    | 27.80s    |
| 3   | 8  | HEZATOFF       | 3.5    | 2:02.94 | 7.64s     | 1:55.30   | 55.14s    | 27.62s    |
| 4   | 5  | KOTARE MAHDI   | 6.1    | 2:03.12 | 8.29s     | 1:54.84   | 54.30s    | 27.37s    |
| 5   | 3  | CRAZY DAVE     | 7.8    | 2:03.24 | 7.63s     | 1:55.61   | 55.14s    | 27.62s    |
| 6   | 2  | NORTHVIEW DAVE | 7.9    | 2:03.25 | 7.30s     | 1:55.95   | 55.34s    | 27.85s    |
| 7   | 10 | JODAN          | 9.6    | 2:03.36 | 8.04s     | 1:55.33   | 55.16s    | 28.23s    |
| 8   | 9  | DYNAMIC BROMAC | 9.8    | 2:03.38 | 8.14s     | 1:55.24   | 54.98s    | 27.66s    |
| 9   | 6  | PHIL MONTY     | 12.2   | 2:03.54 | 7.30s     | 1:56.24   | 55.95s    | 28.45s    |
| 10  | 4  | COURAGEOUS LEO | 15.2   | 2:03.75 | 7.56s     | 1:56.19   | 55.03s    | 27.81s    |



Home of Australian Harness Sectionals

Get your sectionals delivered to your inbox daily

Check out [www.pjdata.com.au](http://www.pjdata.com.au)




**Race No. 3 Distance 2240m**

| Plc | No | Horse             | Margin | Time    | Lead Time | Last Mile | Last 800m | Last 400m |
|-----|----|-------------------|--------|---------|-----------|-----------|-----------|-----------|
| 1   | 4  | OUR THUNDER BUDDY | 0      | 2:48.90 | 47.10s    | 2:01.80   | 57.10s    | 27.90s    |
| 2   | 12 | WOBELEE           | 5.8    | 2:49.30 | 48.65s    | 2:00.65   | 56.24s    | 27.98s    |
| 3   | 1  | FEAR NOT          | 9.9    | 2:49.59 | 47.77s    | 2:01.82   | 57.16s    | 27.92s    |
| 4   | 2  | MAGIC OWENS       | 10.3   | 2:49.62 | 47.41s    | 2:02.20   | 57.54s    | 28.28s    |
| 5   | 7  | NEXT THRU         | 10.5   | 2:49.63 | 47.70s    | 2:01.94   | 57.55s    | 28.38s    |
| 6   | 8  | KYVALLEY FINN     | 10.6   | 2:49.64 | 48.34s    | 2:01.30   | 56.89s    | 27.69s    |
| 7   | 3  | ENFORCE THE LAW   | 12.8   | 2:49.79 | 48.01s    | 2:01.78   | 57.40s    | 28.22s    |
| 8   | 10 | TEN SPANNERS      | 16.2   | 2:50.03 | 48.41s    | 2:01.62   | 57.31s    | 28.01s    |
| 9   | 5  | PHARISEE          | 17.4   | 2:50.11 | 49.79s    | 2:00.33   | 57.06s    | 27.83s    |
| 10  | 9  | MASS DESTRUCTION  | 129.7  | 2:57.95 | 51.21s    | 2:06.74   | 61.00s    | 30.67s    |
| 11  | 11 | JILLIBY BABAVSKA  | 302.3  | 3:09.99 | 56.80s    | 2:13.18   | 65.83s    | 33.64s    |
| 12  | 6  | PROSTHESIS        | 304.7  | 3:10.15 | 56.06s    | 2:14.10   | 66.71s    | 33.46s    |

**Race No. 4 Distance 1720m**

| Plc | No | Horse             | Margin | Time    | Lead Time | Last Mile | Last 800m | Last 400m |
|-----|----|-------------------|--------|---------|-----------|-----------|-----------|-----------|
| 1   | 9  | BEACH GARDEN      | 0      | 2:00.60 | 7.41s     | 1:53.19   | 56.90s    | 28.97s    |
| 2   | 1  | CHRISSY DIVINYL   | 2.7    | 2:00.80 | 6.90s     | 1:53.90   | 57.29s    | 29.20s    |
| 3   | 3  | PICK UP LINE      | 3.5    | 2:00.85 | 7.12s     | 1:53.73   | 56.84s    | 28.86s    |
| 4   | 5  | MAN HANDS         | 4.4    | 2:00.92 | 7.47s     | 1:53.45   | 56.27s    | 28.99s    |
| 5   | 10 | VILLAGE SAFARI    | 4.5    | 2:00.93 | 7.84s     | 1:53.08   | 56.75s    | 28.64s    |
| 6   | 4  | MAJOR SEA         | 11.3   | 2:01.42 | 7.17s     | 1:54.25   | 57.08s    | 29.09s    |
| 7   | 8  | KEAYANG SHEKITOUT | 18.5   | 2:01.94 | 7.87s     | 1:54.07   | 56.62s    | 28.78s    |
| 8   | 7  | MACHKORI          | 25.4   | 2:02.44 | 7.75s     | 1:54.70   | 57.44s    | 29.74s    |
| 9   | 6  | JILLIBY SHANIA    | 36.2   | 2:03.22 | 7.21s     | 1:56.01   | 57.86s    | 29.75s    |
| 10  | 2  | WESTERN DEBT      | 40.3   | 2:03.52 | 7.09s     | 1:56.44   | 59.63s    | 31.56s    |



Home of Australian Harness Sectionals

Get your sectionals delivered to your inbox daily

Check out [www.pjdata.com.au](http://www.pjdata.com.au)



**Race No. 5 Distance 1720m**

| Plc | No | Horse              | Margin | Time    | Lead Time | Last Mile | Last 800m | Last 400m |
|-----|----|--------------------|--------|---------|-----------|-----------|-----------|-----------|
| 1   | 2  | FORTY THIEVES      | 0      | 2:00.30 | 6.90s     | 1:53.40   | 55.10s    | 27.60s    |
| 2   | 1  | BONUS PLAY         | 0.2    | 2:00.31 | 7.09s     | 1:53.23   | 54.76s    | 27.27s    |
| 3   | 4  | RECIPROCITY        | 3.2    | 2:00.52 | 6.96s     | 1:53.56   | 55.18s    | 27.78s    |
| 4   | 8  | SHELBY BROMAC      | 3.6    | 2:00.55 | 7.45s     | 1:53.10   | 54.70s    | 27.20s    |
| 5   | 9  | REPEAT AFTER ME    | 7.6    | 2:00.82 | 7.42s     | 1:53.40   | 54.82s    | 27.82s    |
| 6   | 5  | VAN MARA           | 8      | 2:00.85 | 7.66s     | 1:53.19   | 54.48s    | 27.53s    |
| 7   | 7  | ITMADEMYDAY        | 9.9    | 2:00.98 | 8.12s     | 1:52.86   | 54.80s    | 27.39s    |
| 8   | 6  | TEE CEE BEE MACRAY | 12.5   | 2:01.16 | 7.88s     | 1:53.28   | 54.45s    | 27.51s    |
| 9   | 3  | VINNY CHASE        | 16     | 2:01.40 | 7.00s     | 1:54.40   | 55.77s    | 28.14s    |

**Race No. 6 Distance 2240m**

| Plc | No | Horse            | Margin | Time    | Lead Time | Last Mile | Last 800m | Last 400m |
|-----|----|------------------|--------|---------|-----------|-----------|-----------|-----------|
| 1   | 9  | BUSTER BRADY     | 0      | 2:39.10 | 44.57s    | 1:54.53   | 55.10s    | 27.80s    |
| 2   | 4  | CANT REFUSE      | 2.8    | 2:39.29 | 44.30s    | 1:54.99   | 54.96s    | 27.67s    |
| 3   | 5  | MY KIWI MATE     | 6.2    | 2:39.53 | 45.96s    | 1:53.57   | 54.84s    | 27.91s    |
| 3   | 7  | CODE BLACK       | 6.2    | 2:39.53 | 44.58s    | 1:54.95   | 55.02s    | 27.72s    |
| 5   | 1  | VANDANTA         | 9.9    | 2:39.79 | 44.58s    | 1:55.21   | 55.15s    | 27.88s    |
| 6   | 2  | ROCKNROLL EYES   | 10     | 2:39.80 | 45.23s    | 1:54.57   | 54.66s    | 27.58s    |
| 7   | 3  | FRANCO TRISTAN   | 11.5   | 2:39.90 | 45.42s    | 1:54.48   | 54.61s    | 27.43s    |
| 8   | 10 | WRAPPERS DELIGHT | 11.8   | 2:39.92 | 45.65s    | 1:54.27   | 55.72s    | 28.41s    |
| 9   | 6  | THREE WAYS       | 14.4   | 2:40.10 | 44.90s    | 1:55.20   | 55.25s    | 27.93s    |
| 10  | 8  | LOVE INA CHEVY   | 17     | 2:40.28 | 44.89s    | 1:55.39   | 55.35s    | 28.02s    |

**Race No. 7 Distance 1720m**

| Plc | No | Horse             | Margin | Time    | Lead Time | Last Mile | Last 800m | Last 400m |
|-----|----|-------------------|--------|---------|-----------|-----------|-----------|-----------|
| 1   | 1  | LIVE ON BROADWAY  | 0      | 2:02.90 | 7.40s     | 1:55.50   | 55.00s    | 26.60s    |
| 2   | 10 | HIGHERTHANANEAGLE | 0.2    | 2:02.91 | 7.83s     | 1:55.09   | 54.22s    | 26.36s    |
| 3   | 9  | DONT HOLD BACK    | 1.7    | 2:03.01 | 8.27s     | 1:54.75   | 54.00s    | 26.18s    |
| 4   | 8  | ANIMATED          | 4      | 2:03.17 | 7.76s     | 1:55.41   | 54.99s    | 26.51s    |
| 5   | 3  | COURAGEOUS SAINT  | 6.2    | 2:03.31 | 7.48s     | 1:55.83   | 54.92s    | 26.69s    |
| 6   | 7  | SHORTYS MATE      | 10.5   | 2:03.60 | 8.63s     | 1:54.97   | 54.32s    | 26.47s    |
| 7   | 4  | ROLL WITH IT      | 12.6   | 2:03.74 | 8.24s     | 1:55.50   | 54.93s    | 26.80s    |
| 8   | 5  | BULLETPROOF BOY   | 12.7   | 2:03.74 | 8.47s     | 1:55.28   | 54.61s    | 26.50s    |
| 9   | 6  | HASHTAG           | 15.4   | 2:03.92 | 7.59s     | 1:56.34   | 55.85s    | 27.58s    |
| 10  | 2  | BEACH BOY ADIOS   | 19.4   | 2:04.19 | 7.96s     | 1:56.23   | 55.74s    | 27.24s    |



Home of Australian Harness Sectionals

Get your sectionals delivered to your inbox daily

Check out [www.pjdata.com.au](http://www.pjdata.com.au)




**Race No. 8 Distance 2240m**

| Plc | No | Horse            | Margin | Time    | Lead Time | Last Mile | Last 800m | Last 400m |
|-----|----|------------------|--------|---------|-----------|-----------|-----------|-----------|
| 1   | 8  | PANTZUP          | 0      | 2:45.60 | 45.73s    | 1:59.87   | 57.38s    | 29.06s    |
| 2   | 9  | CRUISIN AROUND   | 0.2    | 2:45.61 | 45.94s    | 1:59.68   | 56.77s    | 29.18s    |
| 3   | 7  | EVERYBODY KNOWS  | 2.1    | 2:45.76 | 46.72s    | 1:59.04   | 56.25s    | 28.49s    |
| 4   | 2  | MY SKYPOCKET     | 2.9    | 2:45.82 | 45.55s    | 2:00.26   | 57.34s    | 29.74s    |
| 5   | 5  | MAGICCOOL        | 5.9    | 2:46.04 | 46.34s    | 1:59.70   | 56.85s    | 29.16s    |
| 6   | 1  | IMPERIAL WHIZ    | 9      | 2:46.27 | 45.23s    | 2:01.05   | 58.35s    | 30.15s    |
| 7   | 4  | YMBRO WASTED     | 10.1   | 2:46.35 | 45.26s    | 2:01.10   | 58.20s    | 29.64s    |
| 8   | 11 | ENROLLED         | 13.4   | 2:46.60 | 47.36s    | 1:59.24   | 57.26s    | 29.29s    |
| 9   | 6  | MARVELLOUS MAX   | 16.2   | 2:46.81 | 46.20s    | 2:00.62   | 58.16s    | 29.81s    |
| 10  | 10 | FATHER CHRISTMAS | 17.9   | 2:46.94 | 45.01s    | 2:01.92   | 59.15s    | 30.54s    |
| 11  | 3  | EGEE MONEY FRA   | 32.1   | 2:48.00 | 44.90s    | 2:03.10   | 60.33s    | 32.30s    |

**Race No. 9 Distance 1720m**

| Plc | No | Horse            | Margin | Time    | Lead Time | Last Mile | Last 800m | Last 400m |
|-----|----|------------------|--------|---------|-----------|-----------|-----------|-----------|
| 1   | 5  | SOHO HAMILTON    | 0      | 2:03.20 | 7.74s     | 1:55.46   | 56.10s    | 28.00s    |
| 2   | 8  | PRADASON         | 7.3    | 2:03.71 | 8.45s     | 1:55.27   | 55.90s    | 27.73s    |
| 3   | 4  | ILLAWONG MUSTANG | 14.5   | 2:04.21 | 7.73s     | 1:56.49   | 56.15s    | 27.70s    |
| 4   | 2  | SOHO NOTORIOUS   | 16.4   | 2:04.35 | 7.68s     | 1:56.67   | 56.59s    | 27.93s    |
| 5   | 1  | DAYLIGHT AT DAWN | 16.5   | 2:04.35 | 7.50s     | 1:56.85   | 56.89s    | 28.37s    |
| 6   | 11 | JUST RALPH       | 18.8   | 2:04.52 | 8.53s     | 1:55.99   | 56.41s    | 28.17s    |
| 7   | 7  | JEMSOMS PET      | 18.9   | 2:04.52 | 8.74s     | 1:55.78   | 56.16s    | 27.63s    |
| 8   | 9  | SOHO SINATRA     | 19     | 2:04.53 | 8.11s     | 1:56.42   | 57.04s    | 28.80s    |
| 9   | 6  | LEOSABI          | 22     | 2:04.74 | 8.45s     | 1:56.29   | 56.28s    | 28.00s    |
| 10  | 3  | LAST ARTIST      | 25     | 2:04.95 | 8.28s     | 1:56.67   | 56.20s    | 27.89s    |



Home of Australian Harness Sectionals

Get your sectionals delivered to your inbox daily

Check out [www.pjdata.com.au](http://www.pjdata.com.au)




**Race No. 10 Distance 1720m**

| Plc | No | Horse              | Margin | Time    | Lead Time | Last Mile | Last 800m | Last 400m |
|-----|----|--------------------|--------|---------|-----------|-----------|-----------|-----------|
| 1   | 9  | ITS BEAUJOLAIS     | 0      | 2:03.10 | 7.57s     | 1:55.53   | 58.30s    | 28.80s    |
| 2   | 3  | SOHO GLORIA JANE   | 3.6    | 2:03.36 | 7.00s     | 1:56.36   | 58.23s    | 28.70s    |
| 3   | 10 | ITZ LONGTALL SALLY | 14.1   | 2:04.12 | 8.14s     | 1:55.98   | 57.11s    | 28.25s    |
| 4   | 7  | SECRET IDENTITY    | 16.3   | 2:04.27 | 7.69s     | 1:56.58   | 57.23s    | 28.35s    |
| 5   | 2  | MINIKA             | 20.3   | 2:04.56 | 7.58s     | 1:56.98   | 58.51s    | 29.07s    |
| 6   | 8  | TECHYS ANGEL       | 20.5   | 2:04.58 | 8.05s     | 1:56.53   | 57.90s    | 29.04s    |
| 7   | 5  | NIKKIS MACH        | 22.7   | 2:04.73 | 7.09s     | 1:57.65   | 58.38s    | 29.50s    |
| 8   | 6  | MONY MONY          | 52.9   | 2:06.91 | 7.11s     | 1:59.80   | 60.89s    | 31.77s    |
| 9   | 11 | MALALLA            | 53.4   | 2:06.94 | 8.15s     | 1:58.80   | 60.34s    | 31.28s    |
| 10  | 1  | NAAMARK            | 65.9   | 2:07.84 | 7.21s     | 2:00.63   | 62.21s    | 32.61s    |

**Race No. 11 Distance 2240m**

| Plc | No | Horse              | Margin | Time    | Lead Time | Last Mile | Last 800m | Last 400m |
|-----|----|--------------------|--------|---------|-----------|-----------|-----------|-----------|
| 1   | 5  | A FAIR OL DANCE    | 0      | 2:42.90 | 46.30s    | 1:56.60   | 55.30s    | 27.10s    |
| 2   | 4  | IMAGE OF STARZZZ   | 11.8   | 2:43.70 | 46.61s    | 1:57.09   | 55.83s    | 27.59s    |
| 3   | 1  | PENNY BOBBINS      | 22     | 2:44.39 | 46.99s    | 1:57.40   | 56.23s    | 27.91s    |
| 4   | 8  | HAZELNUTS          | 29.2   | 2:44.88 | 47.55s    | 1:57.33   | 56.38s    | 27.94s    |
| 5   | 13 | SIR FORTUNE        | 31.1   | 2:45.01 | 48.05s    | 1:56.96   | 56.29s    | 28.20s    |
| 6   | 3  | OSCAR BRAVO        | 32.4   | 2:45.10 | 47.08s    | 1:58.02   | 57.08s    | 28.92s    |
| 7   | 2  | EARS PONDER        | 32.5   | 2:45.10 | 47.37s    | 1:57.73   | 56.80s    | 28.61s    |
| 8   | 9  | OKELERHO LAD       | 36.7   | 2:45.39 | 47.84s    | 1:57.55   | 56.62s    | 28.26s    |
| 9   | 11 | NATS A CHRISTIAN   | 37.6   | 2:45.45 | 48.69s    | 1:56.76   | 56.35s    | 28.51s    |
| 10  | 6  | CEE CEE IN AMERICA | 41.4   | 2:45.70 | 48.37s    | 1:57.34   | 56.88s    | 29.06s    |
| 11  | 10 | ULTIMATE ME        | 49.2   | 2:46.23 | 47.75s    | 1:58.48   | 57.72s    | 29.89s    |

Harness Racing Victoria nor the provider accepts any responsibility for the completeness or accuracy of any of the information contained herein, and makes no representations about its suitability for any particular purpose. Users should make their own judgements about those matters and/or seek independent advice. You assume all risks associated with use of the data provided on this page.



## Home of Australian Harness Sectionals

Get your sectionals delivered to your inbox daily

Check out [www.pjdata.com.au](http://www.pjdata.com.au)

