

**Race No. 1 Distance 1720m**


| Plc | No | Horse            | Margin | Time    | Lead Time | Last Mile | Last 800m | Last 400m |
|-----|----|------------------|--------|---------|-----------|-----------|-----------|-----------|
| 1   | 10 | LIKE A WILDFIRE  | 0      | 2:02.90 | 8.46s     | 1:54.44   | 54.83s    | 26.40s    |
| 2   | 3  | LETSROCKLETSROLL | 5.3    | 2:03.25 | 7.54s     | 1:55.71   | 54.60s    | 26.04s    |
| 3   | 2  | GLEN AVRIL KING  | 6.6    | 2:03.34 | 7.30s     | 1:56.04   | 55.35s    | 26.84s    |
| 4   | 6  | YOUNG ROOSTER    | 12.7   | 2:03.74 | 8.06s     | 1:55.68   | 54.89s    | 26.31s    |
| 5   | 5  | KEAYANG DA VINCI | 14.3   | 2:03.84 | 7.75s     | 1:56.10   | 55.52s    | 26.93s    |
| 6   | 8  | DELIGHTFUL MIA   | 14.9   | 2:03.88 | 7.75s     | 1:56.14   | 55.63s    | 27.07s    |
| 7   | 9  | EXPLICIT CASTLE  | 17.1   | 2:04.03 | 8.04s     | 1:55.99   | 55.50s    | 26.91s    |
| 8   | 7  | THE HERVEY BAY   | 24.7   | 2:04.53 | 8.39s     | 1:56.14   | 55.63s    | 27.03s    |

**Race No. 2 Distance 2240m**

| Plc | No | Horse           | Margin | Time    | Lead Time | Last Mile | Last 800m | Last 400m |
|-----|----|-----------------|--------|---------|-----------|-----------|-----------|-----------|
| 1   | 1  | SWISS MISS      | 0      | 2:49.90 | 47.35s    | 2:02.55   | 57.10s    | 27.76s    |
| 2   | 12 | ALWAYS READY    | 3.8    | 2:50.17 | 46.80s    | 2:03.37   | 57.67s    | 28.37s    |
| 3   | 3  | DYNAMIC LEGACY  | 5.5    | 2:50.29 | 48.03s    | 2:02.26   | 57.42s    | 28.04s    |
| 4   | 8  | KEAYANG LIVANA  | 5.8    | 2:50.31 | 48.03s    | 2:02.28   | 56.88s    | 27.51s    |
| 5   | 2  | SCRUFFY DOOLAN  | 6.3    | 2:50.34 | 47.70s    | 2:02.64   | 57.25s    | 27.88s    |
| 6   | 5  | MAORISHADOW     | 8.2    | 2:50.48 | 47.65s    | 2:02.83   | 57.92s    | 28.62s    |
| 7   | 13 | IMSETTOGO       | 10.6   | 2:50.64 | 48.71s    | 2:01.93   | 57.16s    | 28.47s    |
| 8   | 7  | GEORGIAS PRIDE  | 13.7   | 2:50.86 | 48.39s    | 2:02.48   | 57.69s    | 28.26s    |
| 9   | 11 | MOONLIGHT DREAM | 26.4   | 2:51.75 | 49.14s    | 2:02.61   | 57.97s    | 28.72s    |
| 10  | 9  | KYVALLEY CLICHY | 34.4   | 2:52.32 | 48.43s    | 2:03.88   | 58.62s    | 28.93s    |
| 11  | 10 | KYVALLEY CHIEF  | 35.7   | 2:52.41 | 48.76s    | 2:03.65   | 58.30s    | 29.84s    |
| 12  | 6  | PHARISEE        | 131.1  | 2:59.11 | 52.73s    | 2:06.38   | 60.35s    | 30.99s    |

**Race No. 3 Distance 1720m**

| Plc | No | Horse              | Margin | Time    | Lead Time | Last Mile | Last 800m | Last 400m |
|-----|----|--------------------|--------|---------|-----------|-----------|-----------|-----------|
| 1   | 10 | ZADAKA             | 0      | 2:02.40 | 8.02s     | 1:54.38   | 55.38s    | 27.48s    |
| 2   | 2  | HIT THE SKY        | 0.5    | 2:02.44 | 7.28s     | 1:55.16   | 56.24s    | 27.90s    |
| 3   | 5  | CEE CEE IN AMERICA | 1.2    | 2:02.48 | 7.20s     | 1:55.28   | 56.58s    | 28.28s    |
| 4   | 6  | LAID BACK KENNY    | 1.4    | 2:02.50 | 7.86s     | 1:54.64   | 55.79s    | 27.75s    |
| 5   | 11 | ZUBERI             | 2.5    | 2:02.58 | 8.38s     | 1:54.20   | 55.22s    | 27.33s    |
| 6   | 4  | RETURN SOLDIER     | 5.9    | 2:02.82 | 7.50s     | 1:55.32   | 56.41s    | 28.28s    |
| 7   | 8  | NOTA REPLICIA      | 6.7    | 2:02.87 | 8.03s     | 1:54.84   | 56.04s    | 27.59s    |
| 8   | 1  | SCRUFFY MARSHALL   | 7.4    | 2:02.92 | 7.72s     | 1:55.20   | 56.42s    | 27.96s    |
| 9   | 3  | ROSSINI            | 9.2    | 2:03.05 | 7.94s     | 1:55.11   | 56.94s    | 28.72s    |
| 10  | 9  | SUMARIAN ARTIST    | 13.6   | 2:03.36 | 8.19s     | 1:55.17   | 56.19s    | 28.03s    |



**PJ HARNESS ANALYSER** **NEW**

Learn the power of sectionals

Check us out at [www.pjdata.com.au](http://www.pjdata.com.au)




**Race No. 4 Distance 1720m**

| Plc | No | Horse              | Margin | Time    | Lead Time | Last Mile | Last 800m | Last 400m |
|-----|----|--------------------|--------|---------|-----------|-----------|-----------|-----------|
| 1   | 7  | BOPPER JET         | 0      | 2:02.70 | 7.69s     | 1:55.01   | 57.23s    | 28.30s    |
| 2   | 6  | VALIENTE           | 2      | 2:02.84 | 7.26s     | 1:55.58   | 57.06s    | 28.14s    |
| 3   | 4  | ROCKNROLL NOAH     | 3.1    | 2:02.92 | 7.29s     | 1:55.63   | 57.31s    | 28.17s    |
| 4   | 1  | GUPTAS CULLEN      | 6.1    | 2:03.13 | 7.20s     | 1:55.93   | 57.84s    | 28.69s    |
| 5   | 8  | STAGGER LEE        | 10.1   | 2:03.41 | 7.67s     | 1:55.75   | 57.48s    | 28.34s    |
| 6   | 10 | FREDDY FUNK        | 10.5   | 2:03.44 | 8.08s     | 1:55.36   | 56.49s    | 28.49s    |
| 7   | 5  | ELROY JETSON       | 13.3   | 2:03.64 | 7.43s     | 1:56.21   | 57.52s    | 28.62s    |
| 8   | 9  | POCKET THEDEAL     | 14.8   | 2:03.75 | 7.74s     | 1:56.00   | 57.13s    | 29.11s    |
| 9   | 3  | JUST CALL ME MAC   | 16.8   | 2:03.89 | 7.45s     | 1:56.44   | 57.47s    | 28.64s    |
| 10  | 11 | IMTHE GOLDEN CHILD | 19.4   | 2:04.07 | 8.55s     | 1:55.52   | 57.76s    | 28.67s    |

**Race No. 5 Distance 1720m**

| Plc | No | Horse               | Margin | Time    | Lead Time | Last Mile | Last 800m | Last 400m |
|-----|----|---------------------|--------|---------|-----------|-----------|-----------|-----------|
| 1   | 4  | ALWAYS FAST         | 0      | 2:00.60 | 7.34s     | 1:53.26   | 55.40s    | 27.90s    |
| 2   | 2  | TORRID SAINT        | 2.6    | 2:00.78 | 7.30s     | 1:53.48   | 55.23s    | 27.76s    |
| 3   | 5  | DIAMONDS N CASH     | 4.7    | 2:00.93 | 7.54s     | 1:53.39   | 54.78s    | 27.21s    |
| 4   | 1  | MAJOR ASSASSIN      | 5.2    | 2:00.96 | 7.51s     | 1:53.45   | 55.11s    | 27.63s    |
| 5   | 10 | I CAST NO SHADOW    | 5.8    | 2:01.00 | 7.76s     | 1:53.24   | 55.16s    | 27.73s    |
| 6   | 6  | FOURBIGMEN          | 7.1    | 2:01.10 | 7.79s     | 1:53.31   | 55.57s    | 28.16s    |
| 7   | 8  | REPEAT AFTER ME     | 9.6    | 2:01.27 | 7.80s     | 1:53.47   | 55.11s    | 27.62s    |
| 8   | 11 | ROCKNROLL ANGEL     | 9.9    | 2:01.29 | 8.10s     | 1:53.19   | 54.81s    | 27.78s    |
| 9   | 7  | IM ANOTHERMASTERPIE | 10.5   | 2:01.33 | 7.88s     | 1:53.45   | 55.73s    | 28.14s    |
| 10  | 9  | PAY RISE            | 11.6   | 2:01.41 | 8.14s     | 1:53.27   | 54.89s    | 27.44s    |



**PJ HARNESS ANALYSER** **NEW**

Learn the power of sectionals

Check us out at [www.pjdata.com.au](http://www.pjdata.com.au)




**Race No. 6 Distance 2240m**

| Plc | No | Horse              | Margin | Time    | Lead Time | Last Mile | Last 800m | Last 400m |
|-----|----|--------------------|--------|---------|-----------|-----------|-----------|-----------|
| 1   | 13 | TAM MAJOR          | 0      | 2:39.70 | 46.36s    | 1:53.34   | 54.59s    | 26.79s    |
| 2   | 12 | CODE BLACK         | 2.1    | 2:39.84 | 46.01s    | 1:53.84   | 55.04s    | 27.22s    |
| 3   | 11 | MAJOR TIMES        | 7.1    | 2:40.18 | 45.65s    | 1:54.54   | 55.82s    | 27.78s    |
| 4   | 4  | MALCOLMS RHYTHM    | 15.3   | 2:40.74 | 44.63s    | 1:56.12   | 55.85s    | 27.42s    |
| 5   | 6  | BETTOR BE THE BOMB | 20.5   | 2:41.10 | 46.69s    | 1:54.41   | 55.64s    | 27.87s    |
| 6   | 7  | SOMEWHERE SECRET   | 20.6   | 2:41.11 | 44.29s    | 1:56.81   | 56.51s    | 28.06s    |
| 7   | 5  | FORTY THIEVES      | 21.1   | 2:41.14 | 44.92s    | 1:56.22   | 55.96s    | 27.48s    |
| 8   | 10 | RACKEMUP TIGERPIE  | 22.8   | 2:41.26 | 45.28s    | 1:55.97   | 56.94s    | 28.49s    |
| 9   | 3  | SIRLETIC           | 23     | 2:41.27 | 44.29s    | 1:56.98   | 57.01s    | 28.54s    |
| 10  | 9  | LOVE INA CHEVY     | 26     | 2:41.47 | 44.95s    | 1:56.53   | 56.63s    | 28.15s    |
| 11  | 1  | ROCKNROLL EYES     | 30.9   | 2:41.81 | 44.63s    | 1:57.18   | 57.27s    | 28.78s    |
| 12  | 2  | EUREKA             | 40.1   | 2:42.44 | 44.00s    | 1:58.44   | 58.49s    | 30.00s    |

**Race No. 7 Distance 2240m**

| Plc | No | Horse            | Margin | Time    | Lead Time | Last Mile | Last 800m | Last 400m |
|-----|----|------------------|--------|---------|-----------|-----------|-----------|-----------|
| 1   | 13 | SAHARA TIGER     | 0      | 2:42.10 | 47.06s    | 1:55.04   | 55.03s    | 27.16s    |
| 2   | 11 | MAJESTIC CRUISER | 5.6    | 2:42.49 | 46.68s    | 1:55.81   | 55.36s    | 27.38s    |
| 3   | 12 | TERRYRAMA        | 6.7    | 2:42.57 | 46.68s    | 1:55.89   | 56.08s    | 28.26s    |
| 4   | 6  | MAJOR JODI       | 6.9    | 2:42.58 | 46.32s    | 1:56.26   | 55.80s    | 27.95s    |
| 5   | 9  | SHOOBEE DOO      | 8.6    | 2:42.70 | 45.93s    | 1:56.77   | 56.19s    | 27.87s    |
| 6   | 7  | MONGIANA         | 8.8    | 2:42.71 | 45.59s    | 1:57.13   | 56.31s    | 28.21s    |
| 7   | 3  | STINGRAY TARA    | 10     | 2:42.80 | 45.54s    | 1:57.25   | 56.72s    | 28.60s    |
| 8   | 5  | SONNY WEAVER     | 10.6   | 2:42.84 | 45.93s    | 1:56.91   | 56.13s    | 28.05s    |
| 9   | 10 | MESSERATI        | 14.1   | 2:43.08 | 46.35s    | 1:56.74   | 56.26s    | 27.95s    |
| 10  | 1  | THE DUDE         | 20.3   | 2:43.52 | 45.20s    | 1:58.32   | 57.63s    | 29.32s    |
| 11  | 8  | IM NO OUTLAW     | 37.9   | 2:44.74 | 45.57s    | 1:59.17   | 58.54s    | 30.22s    |



**PJ HARNESS ANALYSER** **NEW**

Learn the power of sectionals

Check us out at [www.pjdata.com.au](http://www.pjdata.com.au)




**Race No. 8 Distance 2240m**

| Plc | No | Horse           | Margin | Time    | Lead Time | Last Mile | Last 800m | Last 400m |
|-----|----|-----------------|--------|---------|-----------|-----------|-----------|-----------|
| 1   | 10 | SUNDONS COURAGE | 0      | 2:44.30 | 46.09s    | 1:58.21   | 57.56s    | 28.01s    |
| 2   | 3  | BRANDLO PRINCE  | 0.8    | 2:44.36 | 45.30s    | 1:59.06   | 58.26s    | 28.66s    |
| 3   | 1  | WELL DEFINED    | 11.3   | 2:45.11 | 45.76s    | 1:59.35   | 58.70s    | 29.06s    |
| 4   | 7  | MISS BLISSFUL   | 19.2   | 2:45.67 | 47.17s    | 1:58.51   | 58.59s    | 28.94s    |
| 5   | 6  | ROBBIE ROYALE   | 20.3   | 2:45.75 | 46.38s    | 1:59.37   | 59.11s    | 29.88s    |
| 6   | 9  | PANTZUP         | 26.2   | 2:46.17 | 46.79s    | 1:59.38   | 59.19s    | 29.66s    |
| 7   | 4  | MONARO MARO     | 78.2   | 2:49.89 | 49.25s    | 2:00.64   | 60.62s    | 30.62s    |
| 8   | 5  | KHEIRON         | 79.2   | 2:49.96 | 46.08s    | 2:03.89   | 63.71s    | 33.23s    |
| 9   | 2  | YMBRO WASTED    | 94     | 2:51.02 | 50.33s    | 2:00.70   | 60.31s    | 30.32s    |

**Race No. 9 Distance 2240m**

| Plc | No | Horse              | Margin | Time    | Lead Time | Last Mile | Last 800m | Last 400m |
|-----|----|--------------------|--------|---------|-----------|-----------|-----------|-----------|
| 1   | 5  | MISS MCGONAGALL    | 0      | 2:41.90 | 45.60s    | 1:56.30   | 55.70s    | 27.50s    |
| 2   | 7  | TWO TIMES BETTOR   | 4.5    | 2:42.21 | 46.76s    | 1:55.45   | 55.01s    | 27.56s    |
| 3   | 2  | MILLAH JOY         | 13.7   | 2:42.84 | 46.44s    | 1:56.40   | 55.96s    | 27.88s    |
| 4   | 4  | MADAME ANNIE       | 13.7   | 2:42.84 | 46.13s    | 1:56.71   | 56.26s    | 27.91s    |
| 5   | 6  | KUALOA             | 27.9   | 2:43.82 | 45.83s    | 1:57.99   | 57.57s    | 29.18s    |
| 6   | 1  | GONE AND FORGOTTEN | 43.2   | 2:44.87 | 46.25s    | 1:58.62   | 58.08s    | 29.65s    |
| 7   | 3  | LARAJAY MACRAY     | 45.6   | 2:45.03 | 45.93s    | 1:59.10   | 58.55s    | 30.17s    |

Harness Racing Victoria nor the provider accepts any responsibility for the completeness or accuracy of any of the information contained herein, and makes no representations about its suitability for any particular purpose. Users should make their own judgements about those matters and/or seek independent advice. You assume all risks associated with use of the data provided on this page.



**PJ HARNESS ANALYSER** **NEW**

Learn the power of sectionals

Check us out at [www.pjdata.com.au](http://www.pjdata.com.au)

