

Gloucester Park Race 1 Distance 2130m

Friday, 18 July 2025

Gross Time: 2:35.50

MileRate: 1:57.50

LeadTime: 37.20s

First Qtr: 30.60s

Second Qtr: 30.60s

Third Qtr: 28.70s

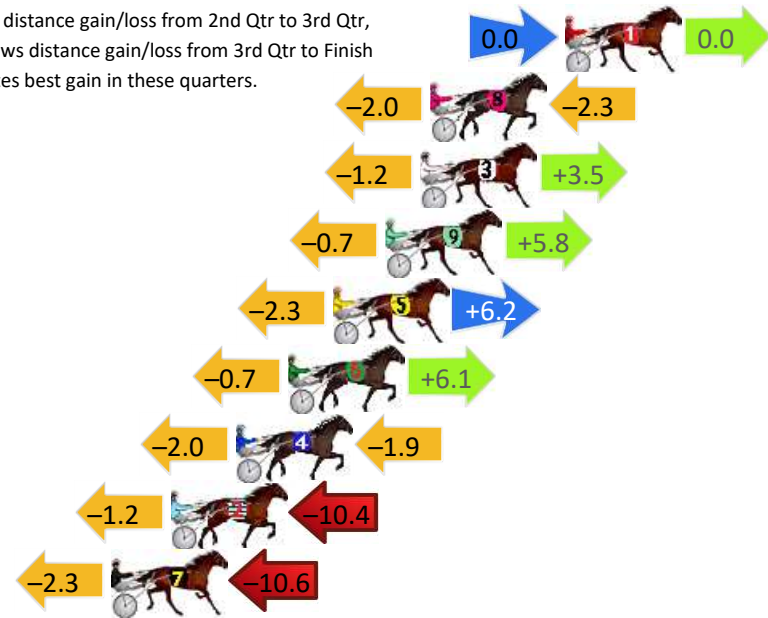
Fourth Qtr: 28.40s

DATA TABLE: 800 / 400 Posi's are position from leader and (how wide the horse was at that position)

No	Horse	Plc	Mar	800 Posi	400 Posi	Time	3rd Qtr	4th Qt
1	Candy Apple	1	0.0m	0.0m (0)	0.0m (0)	2:35.50	28.70s	28.40s
8	Sweet Vivienne	2	5.4m	1.1m (1)	3.1m (1)	2:35.90	28.84s	28.58s
3	Sweet Ivy	3	5.8m	8.1m (0)	9.3m (0)	2:35.93	28.78s	28.17s
9	Pushbutton Rock	4	7.2m	12.3m (0)	13.0m (0)	2:36.04	28.74s	28.02s
5	Reblin	5	9.3m	13.2m (1)	15.5m (1)	2:36.19	28.86s	27.99s
6	Dame Valour	6	11.1m	16.5m (0)	17.2m (0)	2:36.33	28.74s	28.01s
4	Grand Couteau	7	13.2m	9.3m (1)	11.3m (1)	2:36.48	28.84s	28.58s
2	Valhalla Miss	8	15.8m	4.2m (0)	5.4m (0)	2:36.68	28.78s	29.20s
7	Atlantic Gem	9	18.2m	5.3m (1)	7.6m (1)	2:36.86	28.86s	29.22s

Finish Position and metres gained

First Arrow shows distance gain/loss from 2nd Qtr to 3rd Qtr,
Second Arrow shows distance gain/loss from 3rd Qtr to Finish
Blue arrow indicates best gain in these quarters.



800

Visual positions in race at 2nd Quarter



400

Visual positions in race at 3rd Quarter



Powered by



Harness Analyser

Sectional Analysis Software

Not just form | Free Trial

www.facebook.com/PJHarnessRacing



RISE Digital, Harness Racing Australia nor the provider accepts any responsibility for the completeness or accuracy of any of the information contained herein, and makes no representations about its suitability for any particular purpose. Users should make their own judgements about those matters and/or seek independent advice. You assume all risks associated with use of data provided on this page

Gloucester Park Race 2 Distance 2130m

Friday, 18 July 2025


Gross Time: 2:37.00 MileRate: 1:58.60 LeadTime: 38.00s First Qtr: 30.50s Second Qtr: 30.20s Third Qtr: 28.90s Fourth Qtr: 29.40s

DATA TABLE: 800 / 400 Posi's are position from leader and (how wide the horse was at that position)

NoHorse	Plc	Mar	800 Posi	400 Posi	Time	3rd Qtr	4th Qt
12 Joey James	1	0.0m	12.8m (0)	11.9m (0)	2:37.00	28.84s	28.54s
1 Our Thunder	2	0.4m	0.0m (0)	0.0m (0)	2:37.03	28.90s	29.43s
6 Mega Mach	3	3.3m	6.7m (1)	7.8m (1)	2:37.25	28.98s	29.09s
8 Del Bocavista Bay	4	5.0m	17.0m (0)	15.2m (1)	2:37.39	28.78s	28.68s
10 Manea	5	5.4m	4.2m (0)	3.9m (0)	2:37.42	28.88s	29.54s
7 En Pariant Sur	6	6.8m	2.8m (1)	3.6m (1)	2:37.52	28.96s	29.66s
5 Alfredi	7	6.9m	10.9m (1)	11.6m (1)	2:37.53	28.96s	29.09s
4 Gota Good Warhol	8	8.4m	15.0m (1)	15.0m (2)	2:37.65	28.90s	28.96s
11 Luke Attack	9	8.8m	8.4m (0)	8.0m (0)	2:37.68	28.88s	29.50s
3 Zuede	10	17.8m	19.2m (1)	19.6m (1)	2:38.37	28.94s	29.35s
9 Cry Havoc	11	23.7m	19.5m (2)	23.0m (2)	2:38.83	29.16s	29.56s

Finish Position and metres gained

First Arrow shows distance gain/loss from 2nd Qtr to 3rd Qtr, Second Arrow shows distance gain/loss from 3rd Qtr to Finish Blue arrow indicates best gain in these quarters.



800

Visual positions in race at 2nd Quarter



400

Visual positions in race at 3rd Quarter



Powered by



Harness Analyser

Sectional Analysis Software

Not just form | Free Trial

www.facebook.com/PJHarnessRacing



RISE Digital, Harness Racing Australia nor the provider accepts any responsibility for the completeness or accuracy of any of the information contained herein, and makes no representations about its suitability for any particular purpose. Users should make their own judgements about those matters and/or seek independent advice. You assume all risks associated with use of data provided on this page

Gloucester Park Race 3 Distance 2130m

Friday, 18 July 2025

Gross Time: 2:34.10

MileRate: 1:56.40

LeadTime: 37.10s

First Qtr: 31.10s

Second Qtr: 29.10s

Third Qtr: 28.00s


Fourth Qtr: 28.80s

DATA TABLE: 800 / 400 Posi's are position from leader and (how wide the horse was at that position)

NoHorse	Plc	Mar	800 Posi	400 Posi	Time	3rd Qtr	4th Qt
5 Soho Moonraker	1	0.0m	0.6m (0)	0.0m (0)	2:34.10	27.96s	28.80s
12 Blaze On	2	2.7m	2.0m (2)	7.1m (2)	2:34.30	28.36s	28.50s
6 Mikis Pride	3	5.4m	0.0m (1)	3.2m (1)	2:34.51	28.22s	28.99s
10 Gully Gum	4	8.6m	9.5m (0)	8.8m (0)	2:34.75	27.96s	28.83s
1 Cloud Nine	5	10.1m	4.9m (0)	4.5m (0)	2:34.86	27.98s	29.24s
7 Vanderbilt	6	10.9m	6.3m (2)	11.4m (2)	2:34.92	28.36s	28.82s
3 Ideal Tomado	7	12.1m	13.5m (0)	13.0m (0)	2:35.01	27.98s	28.79s
8 Lion Queen	8	12.4m	10.6m (2)	15.4m (2)	2:35.04	28.34s	28.65s
4 Rockandrollartist	9	15.4m	4.3m (1)	11.4m (1)	2:35.26	28.50s	29.16s
11 Caberneigh	10	16.2m	12.7m (1)	19.6m (2)	2:35.32	28.50s	28.64s
2 Heavenly Wage	11	16.7m	8.6m (1)	17.3m (1)	2:35.36	28.62s	28.84s
9 Whos The Dad	12	23.1m	16.4m (1)	22.1m (1)	2:35.85	28.42s	28.98s

Finish Position and metres gained

First Arrow shows distance gain/loss from 2nd Qtr to 3rd Qtr,
Second Arrow shows distance gain/loss from 3rd Qtr to Finish
Blue arrow indicates best gain in these quarters.



800

Visual positions in race at 2nd Quarter



400

Visual positions in race at 3rd Quarter



Powered by



Harness Analyser

Sectional Analysis Software

Not just form | Free Trial

www.facebook.com/PJHarnessRacing



RISE Digital, Harness Racing Australia nor the provider accepts any responsibility for the completeness or accuracy of any of the information contained herein, and makes no representations about its suitability for any particular purpose. Users should make their own judgements about those matters and/or seek independent advice. You assume all risks associated with use of data provided on this page

Gloucester Park Race 4 Distance 2130m

Friday, 18 July 2025

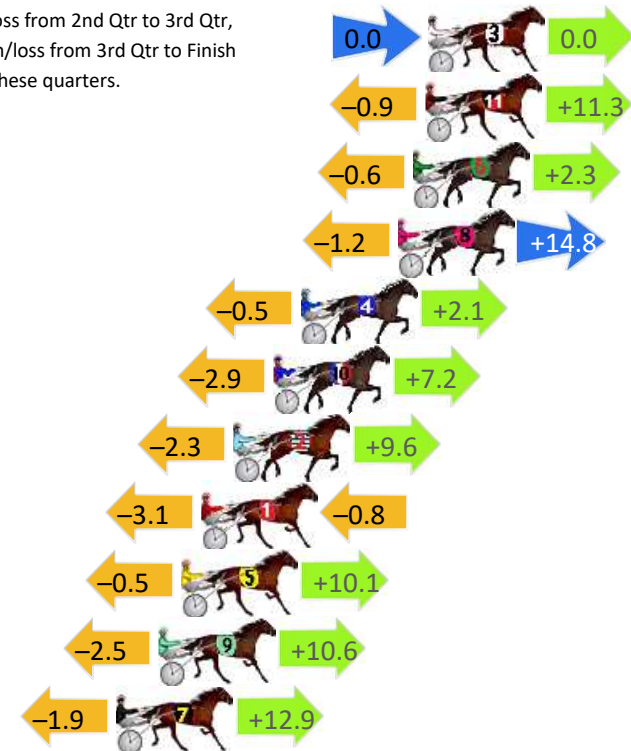
Gross Time: 2:34.50 MileRate: 1:56.80 LeadTime: 38.30s First Qtr: 31.00s Second Qtr: 28.70s Third Qtr: 27.70s Fourth Qtr: 28.80s

DATA TABLE: 800 / 400 Posi's are position from leader and (how wide the horse was at that position)

No	Horse	Plc	Mar	800 Posi	400 Posi	Time	3rd Qtr	4th Qt
3	Chase Me	1	0.0m	0.0m (0)	0.0m (0)	2:34.50	27.70s	28.80s
11	Mr Fantastic	2	0.1m	10.5m (1)	11.4m (1)	2:34.51	27.78s	28.01s
6	Louie Dior	3	0.6m	2.3m (1)	2.9m (1)	2:34.55	27.74s	28.64s
8	Hotly Pursued	4	1.2m	14.8m (1)	16.0m (1)	2:34.59	27.80s	27.77s
4	Montana D J	5	5.1m	6.7m (1)	7.2m (1)	2:34.89	27.74s	28.68s
10	Flying Rumour	6	6.2m	10.5m (0)	13.4m (0)	2:34.97	27.92s	28.33s
2	Chillin	7	7.8m	15.1m (0)	17.4m (0)	2:35.09	27.88s	28.17s
1	Cordero	8	9.1m	5.2m (0)	8.3m (0)	2:35.19	27.92s	28.91s
5	Faster Than Dad	9	9.9m	19.5m (1)	20.0m (1)	2:35.25	27.76s	28.15s
9	Sorridere	10	10.8m	18.9m (0)	21.4m (0)	2:35.32	27.90s	28.12s
7	Soho Seraphine	11	12.5m	23.5m (0)	25.4m (0)	2:35.44	27.86s	27.96s


Finish Position and metres gained

First Arrow shows distance gain/loss from 2nd Qtr to 3rd Qtr,
Second Arrow shows distance gain/loss from 3rd Qtr to Finish
Blue arrow indicates best gain in these quarters.



800

Visual positions in race at 2nd Quarter



400

Visual positions in race at 3rd Quarter



Powered by



Harness Analyser

Sectional Analysis Software

Not just form | Free Trial

www.facebook.com/PJHarnessRacing



RISE Digital, Harness Racing Australia nor the provider accepts any responsibility for the completeness or accuracy of any of the information contained herein, and makes no representations about its suitability for any particular purpose. Users should make their own judgements about those matters and/or seek independent advice. You assume all risks associated with use of data provided on this page

Gloucester Park Race 5 Distance 2130m

Friday, 18 July 2025

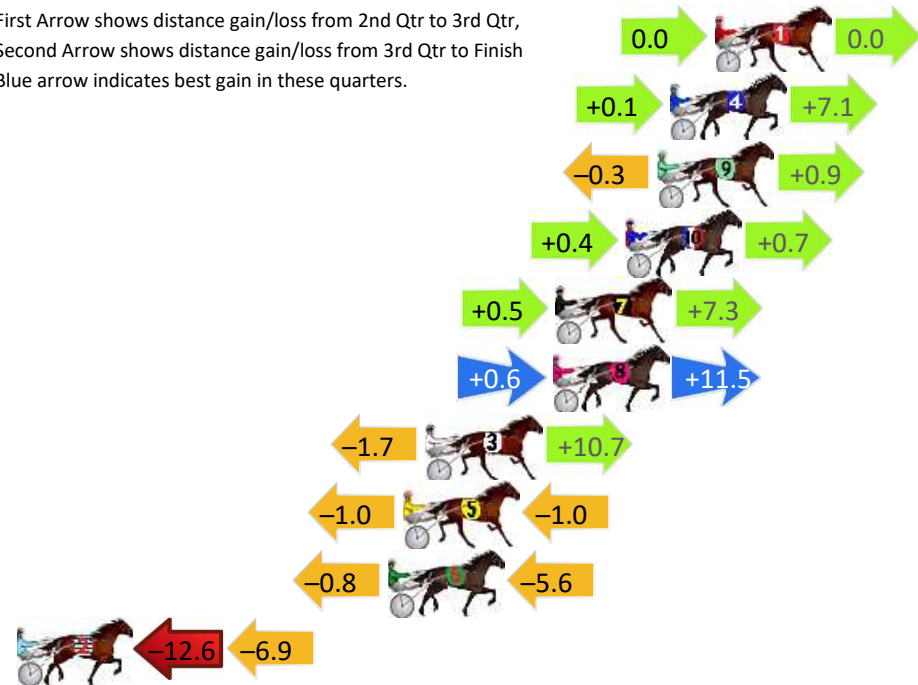
Gross Time: 2:31.80 MileRate: 1:54.70 LeadTime: 36.90s First Qtr: 30.00s Second Qtr: 28.60s Third Qtr: 27.70s Fourth Qtr: 28.60s

DATA TABLE: 800 / 400 Posi's are position from leader and (how wide the horse was at that position)

No	Horse	Plc	Mar	800 Posi	400 Posi	Time	3rd Qtr	4th Qt
1	Heavenly Gipsy	1	0.0m	0.0m (0)	0.0m (0)	2:31.80	27.70s	28.60s
4	Arma Einstein	2	1.8m	9.0m (0)	8.9m (0)	2:31.94	27.70s	28.12s
9	Magnificent Storm	3	2.3m	2.9m (1)	3.2m (1)	2:31.97	27.72s	28.55s
10	Alcopony	4	3.6m	4.7m (0)	4.3m (0)	2:32.07	27.68s	28.57s
7	Talks Up A Storm	5	6.4m	14.2m (0)	13.7m (0)	2:32.28	27.68s	28.12s
8	Otis	6	6.5m	18.6m (0)	18.0m (0)	2:32.29	27.68s	27.83s
3	Skylou	7	11.6m	20.6m (1)	22.3m (1)	2:32.67	27.84s	27.91s
5	Machnificent	8	12.5m	10.5m (1)	11.5m (1)	2:32.74	27.78s	28.74s
6	Brickies Dream	9	13.1m	6.7m (1)	7.5m (1)	2:32.78	27.76s	29.06s
2	Longreach Bay	10	35.5m	16.0m (1)	28.6m (1)	2:34.47	28.60s	29.26s

Finish Position and metres gained

First Arrow shows distance gain/loss from 2nd Qtr to 3rd Qtr, Second Arrow shows distance gain/loss from 3rd Qtr to Finish Blue arrow indicates best gain in these quarters.



800

Visual positions in race at 2nd Quarter



400

Visual positions in race at 3rd Quarter



Powered by



Harness Analyser

Sectional Analysis Software

Not just form | Free Trial

www.facebook.com/PJHarnessRacing



RISE Digital, Harness Racing Australia nor the provider accepts any responsibility for the completeness or accuracy of any of the information contained herein, and makes no representations about its suitability for any particular purpose. Users should make their own judgements about those matters and/or seek independent advice. You assume all risks associated with use of data provided on this page

Gloucester Park Race 6 Distance 2503m

Friday, 18 July 2025

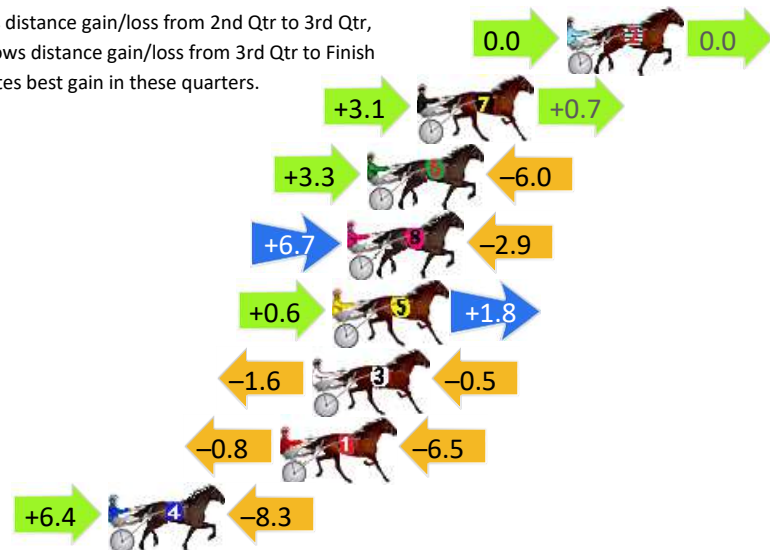
Gross Time: 3:07.00 MileRate: 2:00.20 LeadTime: 69.30s First Qtr: 30.80s Second Qtr: 29.00s Third Qtr: 28.70s Fourth Qtr: 29.20s

DATA TABLE: 800 / 400 Posi's are position from leader and (how wide the horse was at that position)

No	Horse	Plc	Mar	800 Posi	400 Posi	Time	3rd Qtr	4th Qt
2	Maximum Rock	1	0.0m	0.0m (0)	0.0m (0)	3:07.00	28.70s	29.20s
7	Bluto	2	6.0m	9.8m (1)	6.7m (1)	3:07.46	28.48s	29.18s
6	Dawson	3	8.0m	5.3m (1)	2.0m (1)	3:07.61	28.46s	29.67s
8	Im The Black Flash	4	8.8m	12.6m (2)	5.9m (2)	3:07.67	28.22s	29.45s
5	Feeling Aces	5	9.4m	11.8m (0)	11.2m (1)	3:07.72	28.66s	29.12s
3	Beat The Bank	6	10.2m	8.1m (0)	9.7m (0)	3:07.78	28.82s	29.28s
1	Minor Catastrophe	7	11.5m	4.2m (0)	5.0m (0)	3:07.88	28.76s	29.72s
4	Chilli Punter	8	18.4m	16.5m (0)	10.1m (2)	3:08.41	28.24s	29.89s

Finish Position and metres gained

First Arrow shows distance gain/loss from 2nd Qtr to 3rd Qtr,
Second Arrow shows distance gain/loss from 3rd Qtr to Finish
Blue arrow indicates best gain in these quarters.



800

Visual positions in race at 2nd Quarter



400

Visual positions in race at 3rd Quarter



Powered by



Harness Analyser

Sectional Analysis Software

Not just form | Free Trial

www.facebook.com/PJHarnessRacing



RISE Digital, Harness Racing Australia nor the provider accepts any responsibility for the completeness or accuracy of any of the information contained herein, and makes no representations about its suitability for any particular purpose. Users should make their own judgements about those matters and/or seek independent advice. You assume all risks associated with use of data provided on this page

Gloucester Park Race 7 Distance 2130m

Friday, 18 July 2025

Gross Time: 2:35.10

MileRate: 1:57.20

LeadTime: 37.70s

First Qtr: 29.70s

Second Qtr: 29.50s

Third Qtr: 28.90s

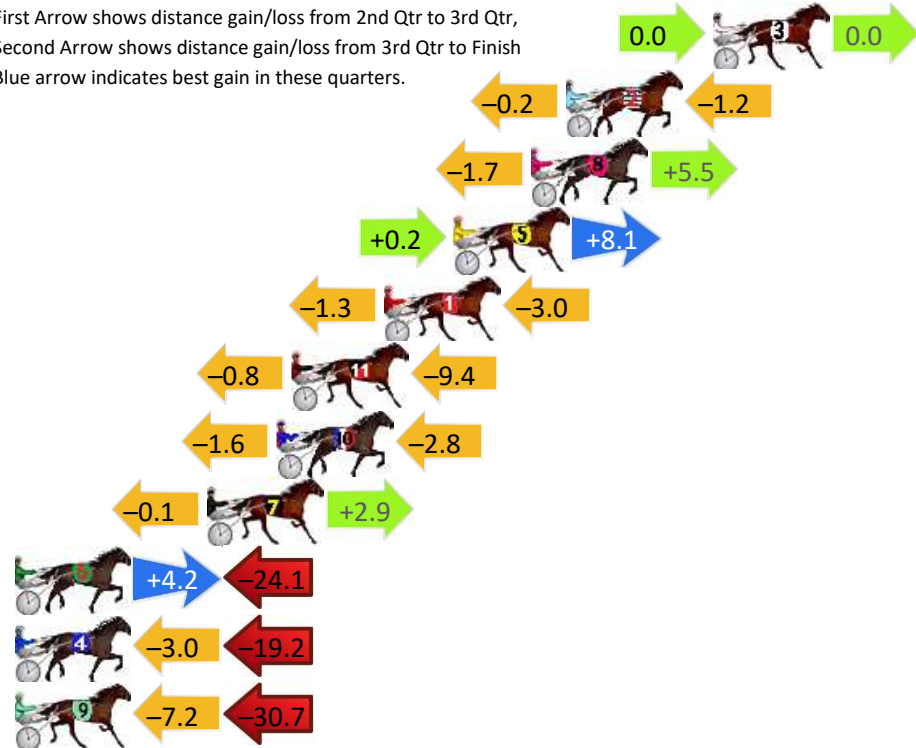
Fourth Qtr: 29.30s

DATA TABLE: 800 / 400 Posi's are position from leader and (how wide the horse was at that position)

NoHorse	Plc	Mar	800 Posi	400 Posi	Time	3rd Qtr	4th Qt
3 Sweet Pins	1	0.0m	0.0m (0)	0.0m (0)	2:35.10	28.90s	29.30s
2 Heez Good As Gold	2	5.9m	4.5m (0)	4.7m (0)	2:35.55	28.92s	29.41s
8 Machs Bettor	3	7.3m	11.1m (1)	12.8m (1)	2:35.66	29.02s	28.94s
5 Lil Happy Fella	4	10.4m	18.7m (0)	18.5m (0)	2:35.90	28.90s	28.76s
1 Madam Maggie	5	13.2m	8.9m (0)	10.2m (0)	2:36.11	29.00s	29.57s
11 Our Vinnie	6	16.9m	6.7m (1)	7.5m (1)	2:36.40	28.96s	30.06s
10 Goodtime Louis	7	17.5m	13.1m (0)	14.7m (0)	2:36.44	29.02s	29.58s
7 Thomson Bay	8	20.3m	23.1m (0)	23.2m (0)	2:36.66	28.92s	29.18s
6 Manhattan Moon	9	34.7m	14.8m (2)	10.6m (2)	2:37.77	28.61s	31.20s
4 Mister Kopa	10	37.5m	15.3m (1)	18.3m (1)	2:37.98	29.12s	30.86s
9 Paroquet	11	46.8m	8.9m (2)	16.1m (2)	2:38.70	29.42s	31.73s

Finish Position and metres gained

First Arrow shows distance gain/loss from 2nd Qtr to 3rd Qtr,
Second Arrow shows distance gain/loss from 3rd Qtr to Finish
Blue arrow indicates best gain in these quarters.



800

Visual positions in race at 2nd Quarter



400

Visual positions in race at 3rd Quarter



Powered by



Harness Analyser

Sectional Analysis Software

Not just form | Free Trial

www.facebook.com/PJHarnessRacing



RISE Digital, Harness Racing Australia nor the provider accepts any responsibility for the completeness or accuracy of any of the information contained herein, and makes no representations about its suitability for any particular purpose. Users should make their own judgements about those matters and/or seek independent advice. You assume all risks associated with use of data provided on this page

Gloucester Park Race 8 Distance 2130m

Friday, 18 July 2025

Gross Time: 2:40.60

MileRate: 2:01.30

LeadTime: 37.80s

First Qtr: 31.90s

Second Qtr: 31.10s

Third Qtr: 29.90s


Fourth Qtr: 29.90s

DATA TABLE: 800 / 400 Posi's are position from leader and (how wide the horse was at that position)

No	Horse	Plc	Mar	800 Posi	400 Posi	Time	3rd Qtr	4th Qt
7	Sheza Sassy Lassy	1	0.0m	12.9m (2)	12.2m (2)	2:40.60	29.84s	29.00s
6	The Swindler	2	6.2m	8.9m (2)	8.4m (2)	2:41.09	29.86s	29.76s
4	Major Blue Eyes	3	6.8m	10.2m (1)	10.5m (1)	2:41.13	29.92s	29.65s
12	Heartofahlia	4	6.9m	4.6m (2)	4.4m (2)	2:41.14	29.88s	30.12s
5	Danger	5	7.9m	1.9m (1)	1.4m (1)	2:41.22	29.86s	30.42s
1	Air Marshal	6	10.7m	4.6m (0)	4.0m (0)	2:41.44	29.86s	30.44s
9	Codename Elliot	7	11.1m	16.7m (1)	14.6m (1)	2:41.47	29.74s	29.69s
11	World Of Rock	8	12.4m	13.2m (0)	12.1m (0)	2:41.57	29.82s	29.97s
2	Dustyroads	9	12.9m	8.9m (0)	7.8m (0)	2:41.61	29.82s	30.33s
8	Sonic Seelster	10	14.2m	5.9m (1)	5.7m (1)	2:41.71	29.88s	30.59s
10	Bartlett	11	14.9m	17.2m (0)	16.4m (0)	2:41.77	29.84s	29.85s
3	Goggins	12	29.2m	0.0m (0)	0.0m (0)	2:42.89	29.90s	32.19s

Finish Position and metres gained

First Arrow shows distance gain/loss from 2nd Qtr to 3rd Qtr,
Second Arrow shows distance gain/loss from 3rd Qtr to Finish
Blue arrow indicates best gain in these quarters.



800

Visual positions in race at 2nd Quarter



400

Visual positions in race at 3rd Quarter



Powered by



Harness Analyser

Sectional Analysis Software

Not just form | Free Trial

www.facebook.com/PJHarnessRacing



RISE Digital, Harness Racing Australia nor the provider accepts any responsibility for the completeness or accuracy of any of the information contained herein, and makes no representations about its suitability for any particular purpose. Users should make their own judgements about those matters and/or seek independent advice. You assume all risks associated with use of data provided on this page

Gloucester Park Race 9 Distance 2130m

Friday, 18 July 2025

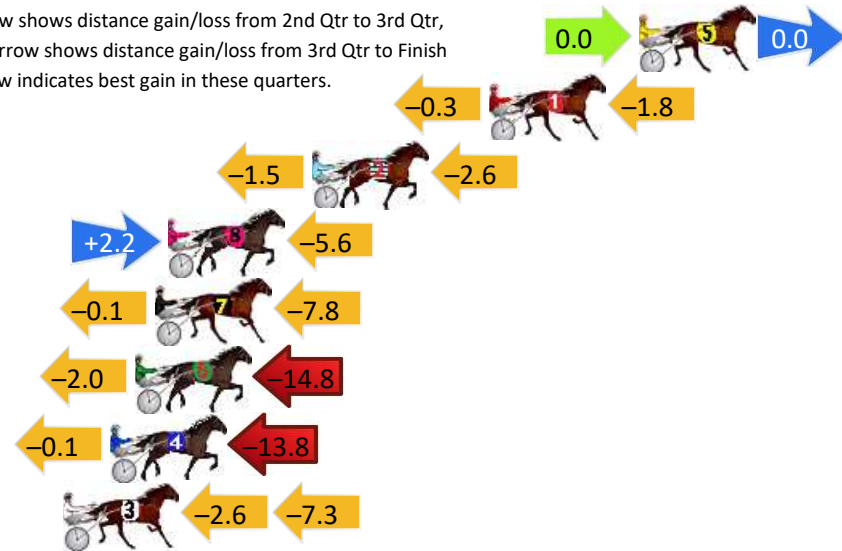
Gross Time: 2:34.30 MileRate: 1:56.60 LeadTime: 37.10s First Qtr: 30.50s Second Qtr: 29.70s Third Qtr: 28.60s Fourth Qtr: 28.40s

DATA TABLE: 800 / 400 Posi's are position from leader and (how wide the horse was at that position)

No	Horse	Plc	Mar	800 Posi	400 Posi	Time	3rd Qtr	4th Qt
5	Petes Honour	1	0.0m	0.0m (0)	0.0m (0)	2:34.30	28.60s	28.40s
1	Major Freeway	2	6.0m	3.9m (0)	4.2m (0)	2:34.75	28.62s	28.55s
2	Mikipelo	3	13.1m	9.0m (0)	10.5m (0)	2:35.28	28.70s	28.64s
8	Blaze Away	4	18.9m	15.5m (1)	13.3m (3)	2:35.71	28.44s	28.87s
7	Winegum	5	19.4m	11.5m (1)	11.6m (2)	2:35.75	28.60s	29.03s
6	My Silver Spoon	6	20.2m	3.4m (1)	5.4m (1)	2:35.81	28.74s	29.52s
4	Alta Allure	7	21.2m	7.3m (1)	7.4m (2)	2:35.88	28.60s	29.46s
3	Under The Alta	8	23.1m	13.2m (0)	15.8m (0)	2:36.02	28.78s	29.00s

Finish Position and metres gained

First Arrow shows distance gain/loss from 2nd Qtr to 3rd Qtr,
Second Arrow shows distance gain/loss from 3rd Qtr to Finish
Blue arrow indicates best gain in these quarters.



Visual positions in race at 2nd Quarter



Visual positions in race at 3rd Quarter



Powered by



Harness Analyser

Sectional Analysis Software

Not just form | Free Trial

www.facebook.com/PJHarnessRacing



RISE Digital, Harness Racing Australia nor the provider accepts any responsibility for the completeness or accuracy of any of the information contained herein, and makes no representations about its suitability for any particular purpose. Users should make their own judgements about those matters and/or seek independent advice. You assume all risks associated with use of data provided on this page

Gloucester Park Race 10 Distance 2130m

Friday, 18 July 2025

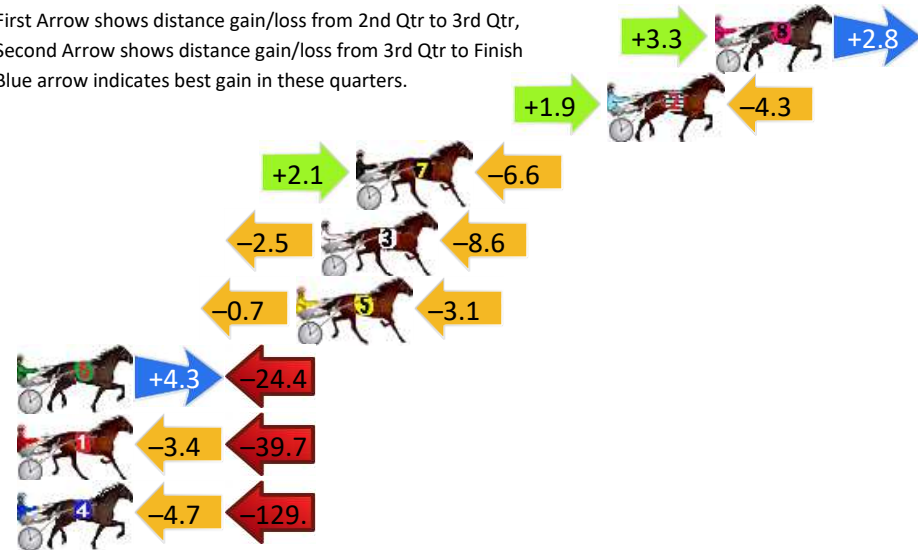
Gross Time: 2:37.60 MileRate: 1:59.00 LeadTime: 38.30s First Qtr: 32.30s Second Qtr: 29.20s Third Qtr: 29.50s Fourth Qtr: 28.30s

DATA TABLE: 800 / 400 Posi's are position from leader and (how wide the horse was at that position)

NoHorse	Plc	Mar	800 Posi	400 Posi	Time	3rd Qtr	4th Qt
8 Shes A Tiny Dancer	1	0.0m	6.1m (1)	2.8m (1)	2:37.60	29.26s	28.10s
2 Cherry On The Cake	2	4.3m	1.9m (1)	0.0m (0)	2:37.92	29.36s	28.62s
7 Betterthan Secret	3	14.4m	9.9m (1)	7.8m (2)	2:38.67	29.34s	28.81s
3 Simplythebest	4	15.8m	4.7m (0)	7.2m (1)	2:38.77	29.68s	28.95s
5 Recover Lover	5	16.8m	13.0m (0)	13.7m (1)	2:38.85	29.54s	28.57s
6 Synchronizer	6	34.2m	14.1m (1)	9.8m (3)	2:40.14	29.18s	30.14s
1 Shes A Dactyl	7	52.2m	9.1m (0)	12.5m (0)	2:41.48	29.74s	31.28s
4 Lady Dela Hoya	8	134.6m	0.0m (0)	4.7m (0)	2:47.61	29.84s	37.97s

Finish Position and metres gained

First Arrow shows distance gain/loss from 2nd Qtr to 3rd Qtr,
Second Arrow shows distance gain/loss from 3rd Qtr to Finish
Blue arrow indicates best gain in these quarters.



800

Visual positions in race at 2nd Quarter



400

Visual positions in race at 3rd Quarter



Powered by



Harness Analyser

Sectional Analysis Software

Not just form | Free Trial

www.facebook.com/PJHarnessRacing



RISE Digital, Harness Racing Australia nor the provider accepts any responsibility for the completeness or accuracy of any of the information contained herein, and makes no representations about its suitability for any particular purpose. Users should make their own judgements about those matters and/or seek independent advice. You assume all risks associated with use of data provided on this page