

# Gloucester Park Race 1 Distance 1730m

Tuesday, 15 July 2025




Gross Time: 2:06.90 MileRate: 1:58.00 LeadTime: 7.80s First Qtr: 29.90s Second Qtr: 29.20s Third Qtr: 29.80s Fourth Qtr: 30.20s

DATA TABLE: 800 / 400 Posi's are position from leader and (how wide the horse was at that position)

No	Horse	Plc	Mar	800 Posi	400 Posi	Time	3rd Qtr	4th Qt
10	Bee Kind	1	0.0m	4.4m (0)	0.0m (1)	2:06.90	29.48s	30.20s
1	Cara Diana	2	3.2m	0.0m (0)	0.5m (0)	2:07.15	29.84s	30.42s
2	Toffee Apple	3	6.1m	15.7m (0)	14.2m (0)	2:07.38	29.72s	29.62s
3	Bettor Be Bucks	4	10.8m	8.8m (0)	10.2m (0)	2:07.75	29.92s	30.30s
8	Rockstar Quality	5	11.7m	11.3m (1)	8.1m (1)	2:07.83	29.58s	30.53s
7	Cappy The Firey	6	14.1m	19.8m (1)	20.7m (1)	2:08.01	29.90s	29.77s
5	The Ultimate Beach	7	16.2m	15.7m (1)	16.4m (1)	2:08.18	29.88s	30.26s
6	Ramtastic	8	16.8m	21.2m (0)	24.1m (0)	2:08.23	30.06s	29.73s
4	Grin Destiny	9	19.7m	14.6m (2)	25.8m (1)	2:08.46	30.66s	29.84s
9	Galifianakis	10	87.3m	48.2m (0)	57.9m (0)	2:13.80	30.62s	32.79s

## Finish Position and metres gained

First Arrow shows distance gain/loss from 2nd Qtr to 3rd Qtr, Second Arrow shows distance gain/loss from 3rd Qtr to Finish  
Blue arrow indicates best gain in these quarters.



# Gloucester Park Race 2 Distance 2130m

Tuesday, 15 July 2025

Gross Time: 2:38.20

MileRate: 1:59.60

LeadTime: 37.40s

First Qtr: 30.80s

Second Qtr: 29.30s

Third Qtr: 29.80s

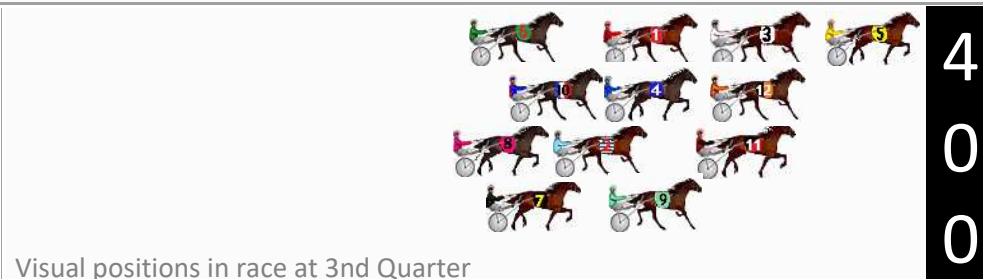

Fourth Qtr: 29.80s

DATA TABLE: 800 / 400 Posi's are position from leader and (how wide the horse was at that position)

No	Horse	Plc	Mar	800 Posi	400 Posi	Time	3rd Qtr	4th Qt
5	My Ultimate Kevvie	1	0.0m	0.0m (0)	0.0m (0)	2:38.20	29.80s	29.80s
9	Sidstrepo	2	1.9m	17.9m (2)	8.7m (3)	2:38.35	29.15s	29.30s
6	Trittrittbangbang	3	6.5m	16.5m (0)	14.3m (0)	2:38.71	29.66s	29.25s
3	Sonic Seelster	4	6.7m	4.1m (0)	4.6m (0)	2:38.72	29.84s	29.98s
11	Telkem Jay	5	9.0m	11.3m (2)	5.2m (2)	2:38.90	29.36s	30.12s
1	Carmela Domenica	6	10.9m	8.0m (0)	8.9m (0)	2:39.05	29.88s	29.99s
12	Classnsmart	7	11.3m	0.6m (1)	4.6m (1)	2:39.08	30.10s	30.34s
4	Ashby	8	12.9m	5.0m (1)	8.9m (1)	2:39.21	30.10s	30.15s
10	Sir Belvedere	9	13.8m	12.1m (0)	12.7m (1)	2:39.28	29.86s	29.94s
8	Arum	10	17.3m	15.9m (1)	14.9m (2)	2:39.55	29.75s	30.04s
7	You Fly With Me	11	17.5m	20.9m (1)	13.6m (3)	2:39.57	29.29s	30.16s
2	Philthejug	12	18.2m	8.8m (1)	10.9m (2)	2:39.62	29.96s	30.42s

## Finish Position and metres gained

First Arrow shows distance gain/loss from 2nd Qtr to 3rd Qtr,  
Second Arrow shows distance gain/loss from 3rd Qtr to Finish  
Blue arrow indicates best gain in these quarters.



# Gloucester Park Race 3 Distance 2130m

Tuesday, 15 July 2025

Gross Time: 2:35.80 MileRate: 1:57.70 LeadTime: 37.20s First Qtr: 30.20s Second Qtr: 29.80s Third Qtr: 29.40s Fourth Qtr: 29.20s

DATA TABLE: 800 / 400 Posi's are position from leader and (how wide the horse was at that position)

NoHorse	Plc	Mar	800 Posi	400 Posi	Time	3rd Qtr	4th Qt
6 Im Spiderman	1	0.0m	0.0m (0)	0.0m (0)	2:35.80	29.40s	29.20s
8 Haveyoumetted	2	0.5m	2.5m (1)	2.0m (1)	2:35.84	29.36s	29.10s
1 Dat Lovely	3	2.6m	4.4m (0)	4.4m (0)	2:36.00	29.40s	29.08s
4 Priddah	4	2.7m	11.2m (1)	11.8m (1)	2:36.01	29.44s	28.54s
3 Big Bozz	5	5.4m	8.5m (0)	8.5m (0)	2:36.21	29.40s	28.99s
7 Awaitinginstructions	6	8.9m	12.6m (0)	12.9m (0)	2:36.48	29.42s	28.94s
5 Chief Copy	7	10.7m	15.3m (1)	15.2m (2)	2:36.62	29.38s	28.92s
2 Lady Violetta	8	11.1m	7.1m (1)	7.5m (1)	2:36.65	29.42s	29.51s

## Finish Position and metres gained

First Arrow shows distance gain/loss from 2nd Qtr to 3rd Qtr,  
Second Arrow shows distance gain/loss from 3rd Qtr to Finish  
Blue arrow indicates best gain in these quarters.



800

Visual positions in race at 2nd Quarter



400

Visual positions in race at 3rd Quarter



Powered by



Harness Analyser

Sectional Analysis Software

Not just form | Free Trial

[www.facebook.com/PJHarnessRacing](http://www.facebook.com/PJHarnessRacing)



RISE Digital, Harness Racing Australia nor the provider accepts any responsibility for the completeness or accuracy of any of the information contained herein, and makes no representations about its suitability for any particular purpose. Users should make their own judgements about those matters and/or seek independent advice. You assume all risks associated with use of data provided on this page

# Gloucester Park Race 4 Distance 2130m

Tuesday, 15 July 2025

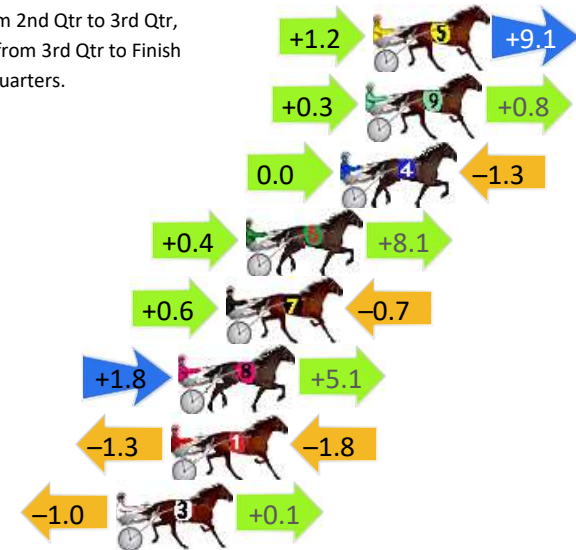
Gross Time: 2:37.40 MileRate: 1:58.90 LeadTime: 37.20s First Qtr: 29.90s Second Qtr: 31.50s Third Qtr: 29.00s Fourth Qtr: 29.80s

DATA TABLE: 800 / 400 Posi's are position from leader and (how wide the horse was at that position)

No	Horse	Plc	Mar	800 Posi	400 Posi	Time	3rd Qtr	4th Qt
5	Luke Attack	1	0.0m	10.3m (1)	9.1m (1)	2:37.40	28.92s	29.14s
9	Her Presence	2	0.3m	1.4m (1)	1.1m (1)	2:37.42	28.98s	29.74s
4	Road Star	3	1.3m	0.0m (0)	0.0m (0)	2:37.50	29.00s	29.90s
6	Alfredi	4	5.1m	13.6m (0)	13.2m (1)	2:37.80	28.98s	29.24s
7	Get The Booth	5	5.9m	5.8m (1)	5.2m (1)	2:37.86	28.96s	29.88s
8	Master Leighton	6	7.8m	14.7m (1)	12.9m (2)	2:38.01	28.88s	29.47s
1	Isaidboo	7	8.1m	5.0m (0)	6.3m (0)	2:38.03	29.10s	29.97s
3	Altar	8	10.3m	9.4m (0)	10.4m (0)	2:38.20	29.08s	29.84s

## Finish Position and metres gained

First Arrow shows distance gain/loss from 2nd Qtr to 3rd Qtr,  
Second Arrow shows distance gain/loss from 3rd Qtr to Finish  
Blue arrow indicates best gain in these quarters.



800

Visual positions in race at 2nd Quarter



400

Visual positions in race at 3rd Quarter



Powered by



Harness Analyser

Sectional Analysis Software

Not just form | Free Trial

[www.facebook.com/PJHarnessRacing](http://www.facebook.com/PJHarnessRacing)



RISE Digital, Harness Racing Australia nor the provider accepts any responsibility for the completeness or accuracy of any of the information contained herein, and makes no representations about its suitability for any particular purpose. Users should make their own judgements about those matters and/or seek independent advice. You assume all risks associated with use of data provided on this page



# Gloucester Park Race 5 Distance 2130m

Tuesday, 15 July 2025

Gross Time: 2:39.00

MileRate: 2:00.10

LeadTime: 39.40s

First Qtr: 30.70s

Second Qtr: 29.70s

Third Qtr: 29.60s

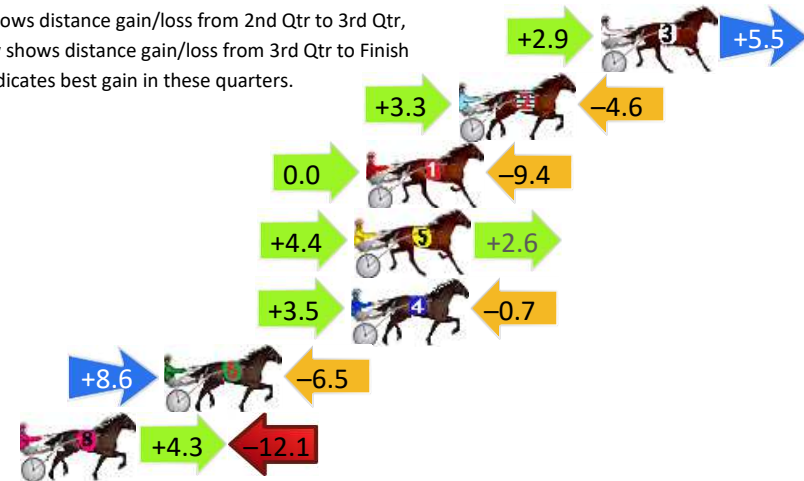
Fourth Qtr: 29.60s

DATA TABLE: 800 / 400 Posi's are position from leader and (how wide the horse was at that position)

NoHorse	Plc	Mar	800 Posi	400 Posi	Time	3rd Qtr	4th Qt
3 Heavenly Bliss	1	0.0m	8.4m (0)	5.5m (1)	2:39.00	29.38s	29.20s
2 Gota Good Warhol	2	5.7m	4.4m (0)	1.1m (1)	2:39.44	29.36s	29.96s
1 Richie Reactor	3	9.4m	0.0m (0)	0.0m (0)	2:39.73	29.60s	30.33s
5 Fiord	4	9.9m	16.9m (0)	12.5m (0)	2:39.77	29.28s	29.45s
4 Blind Edition	5	10.0m	12.8m (0)	9.3m (1)	2:39.78	29.34s	29.70s
6 Codename Elliot	6	17.5m	19.6m (1)	11.0m (3)	2:40.36	28.97s	30.15s
8 Tempt The Stars	7	23.3m	15.5m (1)	11.2m (2)	2:40.81	29.28s	30.58s

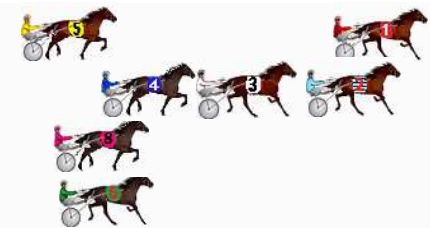
## Finish Position and metres gained

First Arrow shows distance gain/loss from 2nd Qtr to 3rd Qtr,  
Second Arrow shows distance gain/loss from 3rd Qtr to Finish  
Blue arrow indicates best gain in these quarters.



800

Visual positions in race at 2nd Quarter



400

Visual positions in race at 3rd Quarter



Powered by



Harness Analyser

Sectional Analysis Software

Not just form | Free Trial

[www.facebook.com/PJHarnessRacing](http://www.facebook.com/PJHarnessRacing)



RISE Digital, Harness Racing Australia nor the provider accepts any responsibility for the completeness or accuracy of any of the information contained herein, and makes no representations about its suitability for any particular purpose. Users should make their own judgements about those matters and/or seek independent advice. You assume all risks associated with use of data provided on this page

# Gloucester Park Race 6 Distance 2503m

Tuesday, 15 July 2025

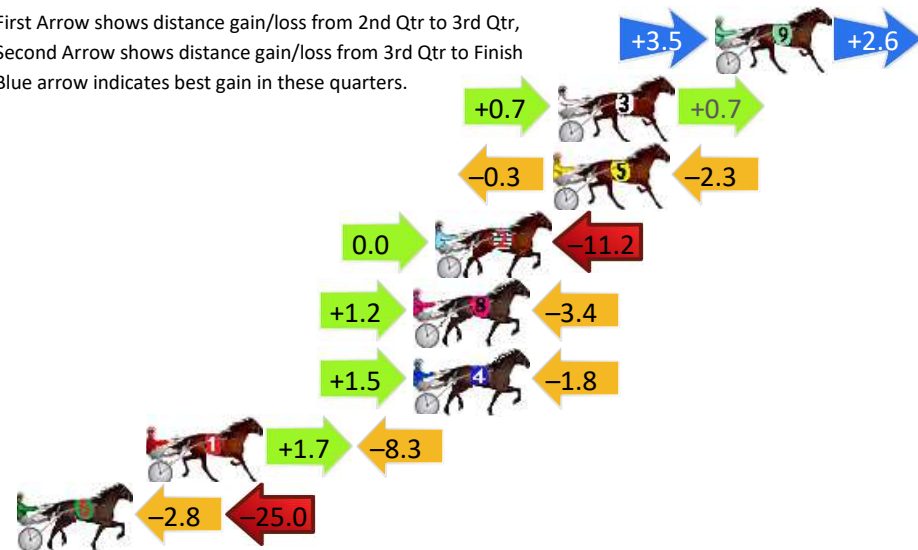
Gross Time: 3:08.70 MileRate: 1:59.90 LeadTime: 71.00s First Qtr: 30.50s Second Qtr: 29.30s Third Qtr: 29.30s Fourth Qtr: 28.60s

DATA TABLE: 800 / 400 Posi's are position from leader and (how wide the horse was at that position)

NoHorse	Plc	Mar	800 Posi	400 Posi	Time	3rd Qtr	4th Qt
9 Franco Motu	1	0.0m	6.1m (1)	2.6m (2)	3:08.70	29.04s	28.42s
3 Franco Mecca	2	6.3m	7.7m (0)	7.0m (2)	3:09.17	29.24s	28.57s
5 Gee Smith	3	6.5m	3.9m (0)	4.2m (0)	3:09.19	29.32s	28.79s
2 American Cruise	4	11.2m	0.0m (0)	0.0m (0)	3:09.54	29.30s	29.44s
8 Beat The Bank	5	12.1m	9.9m (1)	8.7m (3)	3:09.61	29.21s	28.88s
4 Rising Spirit	6	12.1m	11.8m (0)	10.3m (0)	3:09.61	29.18s	28.77s
1 Doctor Steve	7	22.8m	16.2m (0)	14.5m (0)	3:10.41	29.16s	29.27s
6 Strauny	8	29.5m	1.7m (1)	4.5m (1)	3:10.92	29.50s	30.49s

## Finish Position and metres gained

First Arrow shows distance gain/loss from 2nd Qtr to 3rd Qtr,  
Second Arrow shows distance gain/loss from 3rd Qtr to Finish  
Blue arrow indicates best gain in these quarters.



800

Visual positions in race at 2nd Quarter



400

Visual positions in race at 3rd Quarter



Powered by



Harness Analyser

Sectional Analysis Software

Not just form | Free Trial

[www.facebook.com/PJHarnessRacing](http://www.facebook.com/PJHarnessRacing)



RISE Digital, Harness Racing Australia nor the provider accepts any responsibility for the completeness or accuracy of any of the information contained herein, and makes no representations about its suitability for any particular purpose. Users should make their own judgements about those matters and/or seek independent advice. You assume all risks associated with use of data provided on this page

# Gloucester Park Race 7 Distance 2130m

Tuesday, 15 July 2025

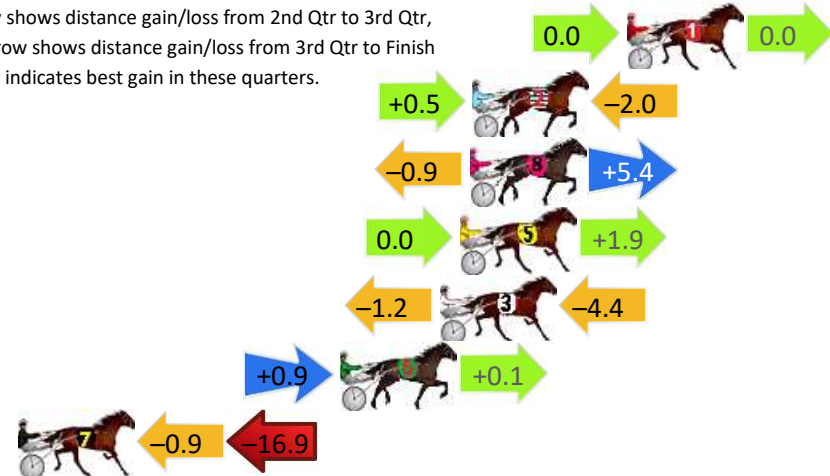
Gross Time: 2:36.90 MileRate: 1:58.50 LeadTime: 38.30s First Qtr: 31.30s Second Qtr: 29.10s Third Qtr: 29.40s Fourth Qtr: 28.80s

DATA TABLE: 800 / 400 Posi's are position from leader and (how wide the horse was at that position)

No	Horse	Plc	Mar	800 Posi	400 Posi	Time	3rd Qtr	4th Qt
1	Mega Mach	1	0.0m	0.0m (0)	0.0m (0)	2:36.90	29.40s	28.80s
2	Recover Lover	2	6.2m	4.7m (0)	4.2m (0)	2:37.37	29.36s	28.97s
8	Ta In Advance	3	6.3m	10.8m (1)	11.7m (2)	2:37.38	29.46s	28.43s
5	Mister Kopa	4	6.7m	8.6m (0)	8.6m (0)	2:37.41	29.40s	28.69s
3	Lord Publisher	5	7.5m	1.9m (1)	3.1m (1)	2:37.47	29.48s	29.14s
6	Tubbs Farquhar	6	11.5m	12.5m (0)	11.6m (1)	2:37.77	29.34s	28.83s
7	Del Bocavista Bay	7	24.4m	6.6m (1)	7.5m (1)	2:38.74	29.46s	30.10s

## Finish Position and metres gained

First Arrow shows distance gain/loss from 2nd Qtr to 3rd Qtr,  
Second Arrow shows distance gain/loss from 3rd Qtr to Finish  
Blue arrow indicates best gain in these quarters.



800

Visual positions in race at 2nd Quarter



400

Visual positions in race at 3rd Quarter



Powered by



Harness Analyser

Sectional Analysis Software

Not just form | Free Trial

[www.facebook.com/PJHarnessRacing](http://www.facebook.com/PJHarnessRacing)



RISE Digital, Harness Racing Australia nor the provider accepts any responsibility for the completeness or accuracy of any of the information contained herein, and makes no representations about its suitability for any particular purpose. Users should make their own judgements about those matters and/or seek independent advice. You assume all risks associated with use of data provided on this page

# Gloucester Park Race 8 Distance 2130m

Tuesday, 15 July 2025

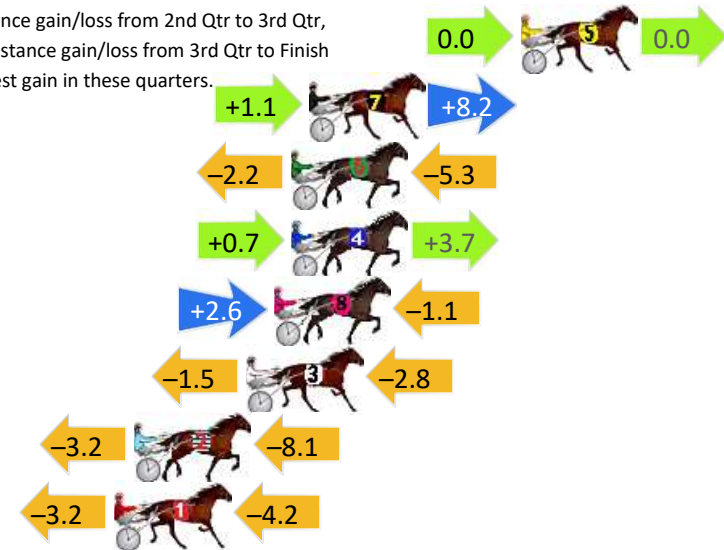
Gross Time: 2:39.30 MileRate: 2:00.30 LeadTime: 39.20s First Qtr: 31.10s Second Qtr: 30.20s Third Qtr: 29.00s Fourth Qtr: 29.80s

DATA TABLE: 800 / 400 Posi's are position from leader and (how wide the horse was at that position)


NoHorse	Plc	Mar	800 Posi	400 Posi	Time	3rd Qtr	4th Qt
5 Beach Captain	1	0.0m	0.0m (0)	0.0m (0)	2:39.30	29.00s	29.80s
7 Tumblin Dice	2	8.5m	17.8m (0)	16.7m (1)	2:39.96	28.94s	29.24s
6 Luhrsy	3	9.2m	1.7m (1)	3.9m (1)	2:40.02	29.16s	30.24s
4 The Whizzer	4	9.2m	13.6m (0)	12.9m (2)	2:40.02	28.96s	29.58s
8 Sonic Chip	5	9.9m	11.4m (1)	8.8m (2)	2:40.07	28.82s	29.93s
3 Bonstar	6	11.0m	6.7m (1)	8.2m (1)	2:40.16	29.12s	30.06s
2 Tiger Lou	7	15.5m	4.2m (0)	7.4m (0)	2:40.51	29.24s	30.47s
1 Shes A Dactyl	8	16.3m	8.9m (0)	12.1m (0)	2:40.57	29.24s	30.19s

## Finish Position and metres gained

First Arrow shows distance gain/loss from 2nd Qtr to 3rd Qtr,  
Second Arrow shows distance gain/loss from 3rd Qtr to Finish  
Blue arrow indicates best gain in these quarters.



Visual positions in race at 2nd Quarter



Visual positions in race at 3rd Quarter



Powered by



Harness Analyser

Sectional Analysis Software

Not just form | Free Trial

[www.facebook.com/PJHarnessRacing](http://www.facebook.com/PJHarnessRacing)



RISE Digital, Harness Racing Australia nor the provider accepts any responsibility for the completeness or accuracy of any of the information contained herein, and makes no representations about its suitability for any particular purpose. Users should make their own judgements about those matters and/or seek independent advice. You assume all risks associated with use of data provided on this page



# Gloucester Park Race 9 Distance 1730m

Tuesday, 15 July 2025

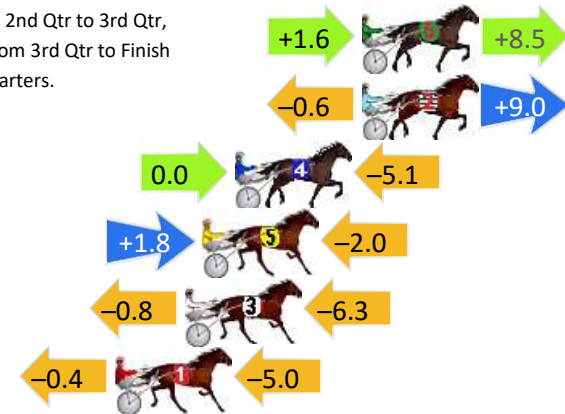
Gross Time: 2:05.50 MileRate: 1:56.80 LeadTime: 7.70s First Qtr: 30.40s Second Qtr: 28.70s Third Qtr: 28.90s Fourth Qtr: 29.80s

DATA TABLE: 800 / 400 Posi's are position from leader and (how wide the horse was at that position)

NoHorse	Plc	Mar	800 Posi	400 Posi	Time	3rd Qtr	4th Qt
6 Pinjarra Rocks	1	0.0m	10.1m (1)	8.5m (1)	2:05.50	28.80s	29.18s
2 Float My Boat	2	0.0m	8.4m (0)	9.0m (0)	2:05.50	28.96s	29.14s
4 Art Ideal	3	5.1m	0.0m (1)	0.0m (1)	2:05.90	28.90s	30.20s
5 The First Cut	4	6.4m	6.2m (1)	4.4m (1)	2:06.00	28.78s	29.98s
3 Lazarus Star	5	7.1m	0.0m (0)	0.8m (0)	2:06.05	28.96s	30.30s
1 Dougs Legacy	6	9.9m	4.5m (0)	4.9m (0)	2:06.27	28.94s	30.22s

## Finish Position and metres gained

First Arrow shows distance gain/loss from 2nd Qtr to 3rd Qtr,  
Second Arrow shows distance gain/loss from 3rd Qtr to Finish  
Blue arrow indicates best gain in these quarters.



800

Visual positions in race at 2nd Quarter



400

Visual positions in race at 3rd Quarter



Powered by  
**PJ**

Harness Analyser

Sectional Analysis Software  
Not just form | Free Trial

[www.facebook.com/PJHarnessRacing](http://www.facebook.com/PJHarnessRacing)



RISE Digital, Harness Racing Australia nor the provider accepts any responsibility for the completeness or accuracy of any of the information contained herein, and makes no representations about its suitability for any particular purpose. Users should make their own judgements about those matters and/or seek independent advice. You assume all risks associated with use of data provided on this page