

# Pinjarra Race 1 Distance 1684m

Monday, 14 July 2025

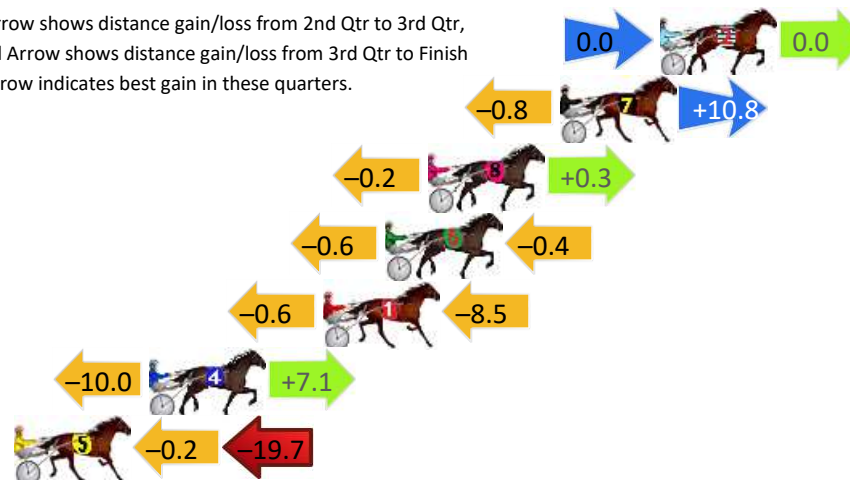
Gross Time: 2:01.00 MileRate: 1:55.70 LeadTime: 5.20s First Qtr: 30.10s Second Qtr: 29.50s Third Qtr: 28.40s Fourth Qtr: 27.80s

DATA TABLE: 800 / 400 Posi's are position from leader and (how wide the horse was at that position)

NoHorse	Plc	Mar	800 Posi	400 Posi	Time	3rd Qtr	4th Qt
2 Trixie Dora	1	0.0m	0.0m (0)	0.0m (0)	2:01.00	28.40s	27.80s
7 Im Category Five	2	4.0m	14.0m (1)	14.8m (1)	2:01.29	28.45s	27.05s
8 Cinch	3	9.3m	9.4m (0)	9.6m (0)	2:01.68	28.41s	27.78s
6 Crunchsip	4	11.0m	10.0m (1)	10.6m (1)	2:01.80	28.44s	27.83s
1 Contessa Julie	5	13.5m	4.4m (0)	5.0m (0)	2:01.99	28.45s	28.39s
4 Cocobolo	6	20.5m	17.6m (0)	27.6m (0)	2:02.50	29.09s	27.31s
5 The Sea Siren	7	25.9m	6.0m (1)	6.2m (1)	2:02.89	28.43s	29.16s

## Finish Position and metres gained

First Arrow shows distance gain/loss from 2nd Qtr to 3rd Qtr,  
Second Arrow shows distance gain/loss from 3rd Qtr to Finish  
Blue arrow indicates best gain in these quarters.



800

Visual positions in race at 2nd Quarter



400

Visual positions in race at 3rd Quarter



Powered by



Harness Analyser

Sectional Analysis Software

Not just form | Free Trial

[www.facebook.com/PJHarnessRacing](http://www.facebook.com/PJHarnessRacing)



RISE Digital, Harness Racing Australia nor the provider accepts any responsibility for the completeness or accuracy of any of the information contained herein, and makes no representations about its suitability for any particular purpose. Users should make their own judgements about those matters and/or seek independent advice. You assume all risks associated with use of data provided on this page

# Pinjarra Race 2 Distance 1177m

Monday, 14 July 2025

Gross Time: 1:23.20

MileRate: 1:53.70

LeadTime: 25.40s

First Qtr:

Second Qtr:

Third Qtr: 28.90s

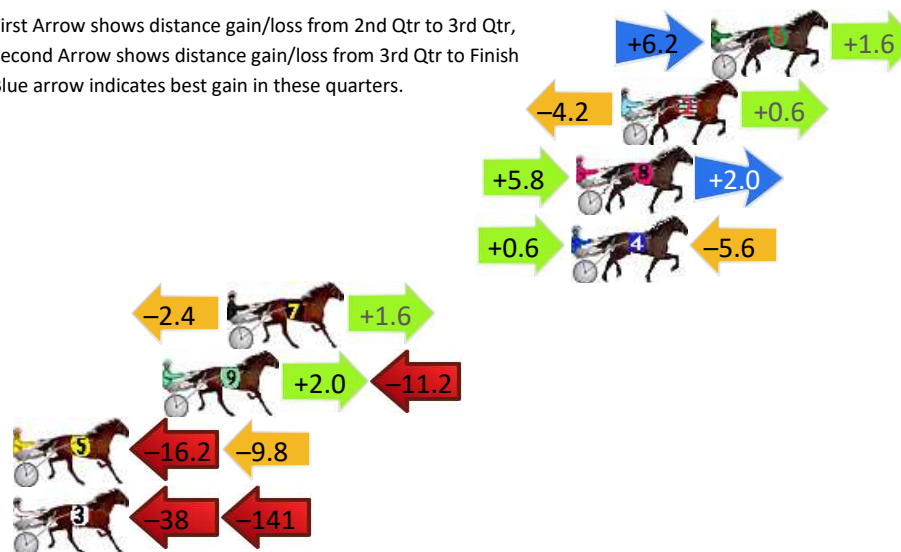
Fourth Qtr: 28.90s

DATA TABLE: 800 / 400 Posi's are position from leader and (how wide the horse was at that position)

NoHorse	Plc	Mar	800 Posi	400 Posi	Time	3rd Qtr	4th Qt
6 Mango Tango	1	0.0m	7.8m (1)	1.6m (1)	1:23.20	28.45s	28.79s
2 Goggins	2	3.6m	0.0m (0)	4.2m (0)	1:23.47	29.20s	28.86s
8 The Batmobile	3	5.4m	13.2m (1)	7.4m (1)	1:23.61	28.48s	28.76s
4 Iwill Never Know	4	5.6m	0.6m (1)	0.0m (0)	1:23.62	28.86s	29.30s
7 Welloiled	5	19.4m	18.6m (0)	21.0m (0)	1:24.67	29.07s	28.79s
9 Karaoke Star	6	22.0m	12.8m (2)	10.8m (2)	1:24.87	28.76s	29.70s
5 Hotfoot It	7	37.4m	11.4m (0)	27.6m (1)	1:26.04	30.06s	29.60s
3 Tellmetoattack	8	182.8m	4.4m (0)	42.0m (0)	1:37.06	31.60s	39.02s


## Finish Position and metres gained

First Arrow shows distance gain/loss from 2nd Qtr to 3rd Qtr,  
Second Arrow shows distance gain/loss from 3rd Qtr to Finish  
Blue arrow indicates best gain in these quarters.



Visual positions in race at 2nd Quarter

800



Visual positions in race at 3rd Quarter

400



Powered by



Harness Analyser

Sectional Analysis Software

Not just form | Free Trial

[www.facebook.com/PJHarnessRacing](http://www.facebook.com/PJHarnessRacing)



RISE Digital, Harness Racing Australia nor the provider accepts any responsibility for the completeness or accuracy of any of the information contained herein, and makes no representations about its suitability for any particular purpose. Users should make their own judgements about those matters and/or seek independent advice. You assume all risks associated with use of data provided on this page

# Pinjarra Race 3 Distance 2185m

Monday, 14 July 2025

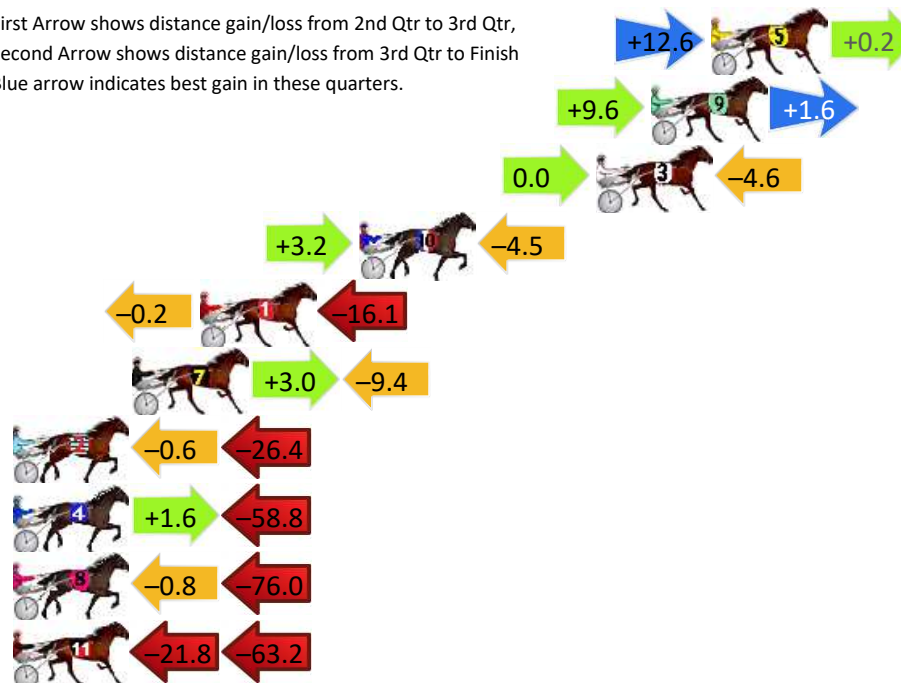
Gross Time: 2:45.20 MileRate: 2:01.70 LeadTime: 42.20s First Qtr: 32.60s Second Qtr: 30.50s Third Qtr: 30.00s Fourth Qtr: 29.90s

DATA TABLE: 800 / 400 Posi's are position from leader and (how wide the horse was at that position)

NoHorse	Plc	Mar	800 Posi	400 Posi	Time	3rd Qtr	4th Qt
5 Quiggley	1	0.0m	12.8m (2)	0.2m (2)	2:45.20	29.06s	29.89s
9 Elegant Peak	2	2.4m	13.6m (1)	4.0m (3)	2:45.39	29.29s	29.78s
3 Elish Star	3	4.6m	0.0m (0)	0.0m (0)	2:45.56	30.00s	30.24s
10 Dark Secret	4	14.1m	12.8m (0)	9.6m (2)	2:46.30	29.76s	30.23s
1 Lavradore	5	20.5m	4.2m (0)	4.4m (0)	2:46.81	30.02s	31.10s
7 Posseidon	6	23.2m	16.8m (0)	13.8m (2)	2:47.02	29.78s	30.60s
2 Tilthesunsets	7	36.6m	9.6m (1)	10.2m (1)	2:48.07	30.05s	31.86s
4 Mriya Dream	8	60.2m	3.0m (1)	1.4m (1)	2:49.92	29.89s	34.27s
8 Betty Bootz Off	9	85.8m	9.0m (0)	9.8m (0)	2:51.92	30.07s	35.55s
11 Peachee	10	103.2m	18.2m (1)	40.0m (0)	2:53.28	31.63s	34.60s


## Finish Position and metres gained

First Arrow shows distance gain/loss from 2nd Qtr to 3rd Qtr, Second Arrow shows distance gain/loss from 3rd Qtr to Finish Blue arrow indicates best gain in these quarters.



800

Visual positions in race at 2nd Quarter



400

Visual positions in race at 3rd Quarter



Powered by



Harness Analyser

Sectional Analysis Software

Not just form | Free Trial

[www.facebook.com/PJHarnessRacing](http://www.facebook.com/PJHarnessRacing)



RISE Digital, Harness Racing Australia nor the provider accepts any responsibility for the completeness or accuracy of any of the information contained herein, and makes no representations about its suitability for any particular purpose. Users should make their own judgements about those matters and/or seek independent advice. You assume all risks associated with use of data provided on this page

# Pinjarra Race 4 Distance 2185m

Monday, 14 July 2025


Gross Time: 2:41.80 MileRate: 1:59.20 LeadTime: 42.20s First Qtr: 32.20s Second Qtr: 29.80s Third Qtr: 28.90s Fourth Qtr: 28.70s

DATA TABLE: 800 / 400 Posi's are position from leader and (how wide the horse was at that position)

No	Horse	Plc	Mar	800 Posi	400 Posi	Time	3rd Qtr	4th Qt
5	Girl Of Brightness	1	0.0m	0.0m (0)	0.0m (0)	2:41.80	28.90s	28.70s
4	Ciganda	2	0.8m	4.0m (0)	4.0m (0)	2:41.86	28.90s	28.47s
11	The Bettor Side	3	7.7m	18.6m (1)	15.6m (3)	2:42.38	28.68s	28.14s
9	Elvira Jane	4	9.1m	12.0m (0)	12.6m (0)	2:42.49	28.94s	28.45s
6	Azione	5	15.0m	16.0m (0)	16.4m (1)	2:42.93	28.93s	28.60s
1	Three Flames	6	16.4m	8.0m (0)	8.6m (0)	2:43.04	28.94s	29.26s
10	Head Office	7	17.3m	14.6m (1)	11.6m (3)	2:43.10	28.69s	29.11s
3	Follow Your Mother	8	21.1m	6.2m (1)	8.6m (1)	2:43.39	29.07s	29.59s
2	My Salina	9	25.2m	10.4m (1)	12.6m (1)	2:43.70	29.06s	29.60s
12	Duncan Twentytwo	10	34.4m	1.6m (1)	3.0m (1)	2:44.39	29.01s	30.94s
7	Shoobees Double	11	50.9m	16.0m (2)	11.6m (2)	2:45.64	28.59s	31.50s

## Finish Position and metres gained

First Arrow shows distance gain/loss from 2nd Qtr to 3rd Qtr,  
Second Arrow shows distance gain/loss from 3rd Qtr to Finish  
Blue arrow indicates best gain in these quarters.



Visual positions in race at 2nd Quarter



Visual positions in race at 3rd Quarter



# Pinjarra Race 5 Distance 2185m

Monday, 14 July 2025


Gross Time: 2:41.20 MileRate: 1:58.80 LeadTime: 40.90s First Qtr: 32.60s Second Qtr: 29.80s Third Qtr: 29.10s Fourth Qtr: 28.80s

DATA TABLE: 800 / 400 Posi's are position from leader and (how wide the horse was at that position)

NoHorse	Plc	Mar	800 Posi	400 Posi	Time	3rd Qtr	4th Qt
11 Cry Havoc	1	0.0m	14.2m (1)	0.0m (1)	2:41.20	28.08s	28.80s
12 Soho Gigolo	2	7.4m	21.8m (1)	3.8m (2)	2:41.76	27.81s	29.06s
2 Lucienne	3	10.2m	4.2m (0)	5.4m (0)	2:41.97	29.19s	29.14s
7 Call To Arms	4	14.3m	5.8m (1)	4.6m (1)	2:42.28	29.02s	29.49s
1 Sunshine Swift	5	21.9m	0.0m (0)	0.8m (0)	2:42.86	29.17s	30.31s
3 Jingling Jewels	6	28.1m	10.0m (1)	17.0m (1)	2:43.32	29.61s	29.59s
9 Sunpatra	7	28.2m	8.2m (0)	10.0m (0)	2:43.33	29.24s	30.10s
5 Elephant Rock	8	29.5m	16.4m (0)	24.6m (1)	2:43.43	29.69s	29.15s
4 Switch Blade	9	38.6m	21.2m (0)	24.6m (2)	2:44.12	29.35s	29.80s
10 Rocknroll Nugget	10	39.2m	18.0m (1)	18.6m (2)	2:44.16	29.15s	30.27s
6 Tahi	11	41.6m	2.0m (1)	11.0m (1)	2:44.34	29.76s	30.99s
8 Delightable	12	43.1m	12.4m (0)	20.6m (0)	2:44.46	29.70s	30.41s

## Finish Position and metres gained

First Arrow shows distance gain/loss from 2nd Qtr to 3rd Qtr,  
Second Arrow shows distance gain/loss from 3rd Qtr to Finish  
Blue arrow indicates best gain in these quarters.



800

Visual positions in race at 2nd Quarter



400

Visual positions in race at 3rd Quarter



Powered by



Harness Analyser

Sectional Analysis Software

Not just form | Free Trial

[www.facebook.com/PJHarnessRacing](http://www.facebook.com/PJHarnessRacing)



RISE Digital, Harness Racing Australia nor the provider accepts any responsibility for the completeness or accuracy of any of the information contained herein, and makes no representations about its suitability for any particular purpose. Users should make their own judgements about those matters and/or seek independent advice. You assume all risks associated with use of data provided on this page

# Pinjarra Race 6 Distance 2185m

Monday, 14 July 2025



Gross Time: 2:39.60 MileRate: 1:57.50 LeadTime: 40.30s First Qtr: 29.90s Second Qtr: 30.80s Third Qtr: 29.70s Fourth Qtr: 28.90s

DATA TABLE: 800 / 400 Posi's are position from leader and (how wide the horse was at that position)

No	Horse	Plc	Mar	800 Posi	400 Posi	Time	3rd Qtr	4th Qt
5	Me Flash	1	0.0m	0.0m (0)	0.0m (0)	2:39.60	29.70s	28.90s
7	Soho Confidential	2	3.0m	18.4m (1)	3.8m (2)	2:39.83	28.64s	28.84s
8	Sundancer Rainbow	3	6.6m	8.2m (0)	8.4m (0)	2:40.10	29.71s	28.77s
10	Balingup Boy	4	10.5m	6.6m (1)	7.4m (1)	2:40.40	29.76s	29.12s
11	Ronald Scott	5	11.0m	2.6m (1)	3.2m (1)	2:40.43	29.75s	29.46s
9	Im Eugene	6	15.1m	12.2m (0)	12.4m (0)	2:40.75	29.72s	29.09s
12	Barbados	7	15.9m	22.2m (1)	8.0m (3)	2:40.81	28.67s	29.47s
1	Ripper View	8	16.0m	4.0m (0)	4.2m (0)	2:40.81	29.73s	29.75s
2	Spiritofanangel	9	18.7m	14.4m (1)	14.6m (2)	2:41.02	29.72s	29.19s
3	Sporting Grace	10	23.8m	10.6m (1)	10.0m (2)	2:41.41	29.67s	29.89s
6	The Inside Scoop	11	26.2m	16.6m (0)	15.0m (1)	2:41.59	29.59s	29.70s
4	Amaretto Angel	12	43.0m	26.4m (1)	15.0m (3)	2:42.86	28.90s	30.91s

## Finish Position and metres gained

First Arrow shows distance gain/loss from 2nd Qtr to 3rd Qtr,  
Second Arrow shows distance gain/loss from 3rd Qtr to Finish  
Blue arrow indicates best gain in these quarters.



Visual positions in race at 2nd Quarter

800



Visual positions in race at 3rd Quarter

400



Powered by  
**PJ** Harness Analyser

Sectional Analysis Software  
Not just form | Free Trial

[www.facebook.com/PJHarnessRacing](http://www.facebook.com/PJHarnessRacing)



RISE Digital, Harness Racing Australia nor the provider accepts any responsibility for the completeness or accuracy of any of the information contained herein, and makes no representations about its suitability for any particular purpose. Users should make their own judgements about those matters and/or seek independent advice. You assume all risks associated with use of data provided on this page

# Pinjarra Race 7 Distance 2185m

Monday, 14 July 2025


Gross Time: 2:39.40 MileRate: 1:57.40 LeadTime: 43.70s First Qtr: 31.00s Second Qtr: 28.20s Third Qtr: 27.80s Fourth Qtr: 28.70s

DATA TABLE: 800 / 400 Posi's are position from leader and (how wide the horse was at that position)

No	Horse	Plc	Mar	800 Posi	400 Posi	Time	3rd Qtr	4th Qt
10	Aretha	1	0.0m	10.0m (1)	11.0m (1)	2:39.40	27.88s	27.92s
1	Ruby Lou	2	3.3m	0.0m (0)	0.0m (0)	2:39.65	27.80s	28.94s
9	Bull Shark Betty	3	5.5m	6.0m (1)	7.0m (2)	2:39.81	27.87s	28.59s
4	Highview Heidi	4	10.7m	8.2m (0)	8.2m (0)	2:40.21	27.80s	28.88s
6	Soho Margarita	5	12.8m	16.6m (0)	16.8m (1)	2:40.36	27.82s	28.41s
3	Jaxs Ideal	6	13.9m	14.2m (1)	15.8m (2)	2:40.45	27.91s	28.56s
8	Gelsomino Amal	7	15.9m	4.2m (0)	4.2m (0)	2:40.60	27.79s	29.53s
5	Stella Deliziosa	8	16.6m	12.4m (0)	12.2m (0)	2:40.65	27.78s	29.01s
2	Kinky	9	18.2m	2.0m (1)	4.0m (1)	2:40.77	27.92s	29.71s
7	Shes All Go	10	41.4m	20.2m (1)	27.2m (0)	2:42.52	28.28s	29.71s

## Finish Position and metres gained

First Arrow shows distance gain/loss from 2nd Qtr to 3rd Qtr,  
Second Arrow shows distance gain/loss from 3rd Qtr to Finish  
Blue arrow indicates best gain in these quarters.



800

Visual positions in race at 2nd Quarter



400

Visual positions in race at 3rd Quarter



Powered by



Harness Analyser

Sectional Analysis Software

Not just form | Free Trial

[www.facebook.com/PJHarnessRacing](http://www.facebook.com/PJHarnessRacing)



RISE Digital, Harness Racing Australia nor the provider accepts any responsibility for the completeness or accuracy of any of the information contained herein, and makes no representations about its suitability for any particular purpose. Users should make their own judgements about those matters and/or seek independent advice. You assume all risks associated with use of data provided on this page



# Pinjarra Race 8 Distance 2185m

Monday, 14 July 2025



Gross Time: 2:36.10 MileRate: 1:55.00 LeadTime: 39.80s First Qtr: 29.70s Second Qtr: 28.70s Third Qtr: 29.40s Fourth Qtr: 28.50s

DATA TABLE: 800 / 400 Posi's are position from leader and (how wide the horse was at that position)

NoHorse	Plc	Mar	800 Posi	400 Posi	Time	3rd Qtr	4th Qt
10 Codename Marcus	1	0.0m	15.4m (0)	6.4m (3)	2:36.10	28.75s	28.05s
6 Rock Me Over	2	9.3m	16.2m (2)	0.0m (2)	2:36.80	28.24s	29.16s
5 Arionrock	3	11.5m	14.2m (1)	4.4m (2)	2:36.96	28.70s	29.00s
1 Soho Vesper Lind	4	20.5m	4.0m (0)	6.8m (0)	2:37.63	29.62s	29.47s
8 Soho Honey Rider	5	23.5m	7.6m (0)	10.8m (1)	2:37.86	29.64s	29.40s
2 Lenora Jane	6	24.9m	9.6m (1)	5.4m (1)	2:37.96	29.12s	29.88s
7 Mister Macedon	7	26.8m	1.6m (1)	0.6m (0)	2:38.11	29.36s	30.36s
3 Major Freeway	8	30.7m	5.2m (1)	1.2m (1)	2:38.40	29.15s	30.59s
9 Getn Wiggy Withit	9	59.8m	11.6m (0)	12.0m (2)	2:40.58	29.48s	31.89s
4 Mister Ridgewell	10	131.5m	0.0m (0)	14.4m (0)	2:45.94	30.57s	36.80s

## Finish Position and metres gained

First Arrow shows distance gain/loss from 2nd Qtr to 3rd Qtr,  
Second Arrow shows distance gain/loss from 3rd Qtr to Finish  
Blue arrow indicates best gain in these quarters.



Visual positions in race at 2nd Quarter



Visual positions in race at 3rd Quarter



Powered by



Harness Analyser

Sectional Analysis Software

Not just form | Free Trial

[www.facebook.com/PJHarnessRacing](http://www.facebook.com/PJHarnessRacing)



RISE Digital, Harness Racing Australia nor the provider accepts any responsibility for the completeness or accuracy of any of the information contained herein, and makes no representations about its suitability for any particular purpose. Users should make their own judgements about those matters and/or seek independent advice. You assume all risks associated with use of data provided on this page



# Pinjarra Race 9 Distance 1177m

Monday, 14 July 2025

Gross Time: 1:25.40

MileRate: 1:56.70

LeadTime: 26.30s

First Qtr:

Second Qtr:

Third Qtr: 29.50s

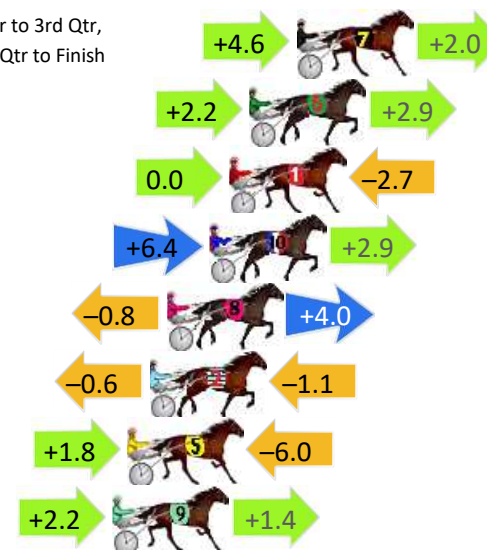
Fourth Qtr: 29.60s

DATA TABLE: 800 / 400 Posi's are position from leader and (how wide the horse was at that position)

NoHorse	Plc	Mar	800 Posi	400 Posi	Time	3rd Qtr	4th Qt
7 Bealawyer	1	0.0m	6.6m (2)	2.0m (2)	1:25.40	29.16s	29.45s
6 Idealincider	2	1.9m	7.0m (1)	4.8m (1)	1:25.55	29.34s	29.39s
1 Feeling Empathy	3	2.7m	0.0m (0)	0.0m (0)	1:25.61	29.50s	29.80s
10 Im Drinkindoubles	4	3.5m	12.8m (2)	6.4m (2)	1:25.67	29.03s	29.39s
8 Spinner Of Yarns	5	5.2m	8.4m (0)	9.2m (0)	1:25.80	29.56s	29.31s
2 Cohlin	6	5.9m	4.2m (0)	4.8m (0)	1:25.86	29.54s	29.68s
5 Dee Jays Big Boy	7	6.8m	2.6m (1)	0.8m (1)	1:25.93	29.37s	30.04s
9 Straylya	8	7.4m	11.0m (1)	8.8m (1)	1:25.97	29.34s	29.50s

## Finish Position and metres gained

First Arrow shows distance gain/loss from 2nd Qtr to 3rd Qtr,  
Second Arrow shows distance gain/loss from 3rd Qtr to Finish  
Blue arrow indicates best gain in these quarters.



800

Visual positions in race at 2nd Quarter



400

Visual positions in race at 3rd Quarter



Powered by



Harness Analyser

Sectional Analysis Software

Not just form | Free Trial

[www.facebook.com/PJHarnessRacing](http://www.facebook.com/PJHarnessRacing)



RISE Digital, Harness Racing Australia nor the provider accepts any responsibility for the completeness or accuracy of any of the information contained herein, and makes no representations about its suitability for any particular purpose. Users should make their own judgements about those matters and/or seek independent advice. You assume all risks associated with use of data provided on this page