

Northam Race 1 Distance 2190m

Saturday, 12 July 2025



Gross Time: 2:43.70 MileRate: 2:00.30 LeadTime: 45.00s First Qtr: 31.80s Second Qtr: 29.50s Third Qtr: 29.30s Fourth Qtr: 28.10s

DATA TABLE: 800 / 400 Posi's are position from leader and (how wide the horse was at that position)

No	Horse	Plc	Mar	800 Posi	400 Posi	Time	3rd Qtr	4th Qt
4	Troubadour	1	0.0m	0.0m (0)	0.0m (0)	2:43.70	29.30s	28.10s
3	Camel Plus	2	7.9m	5.2m (0)	5.0m (0)	2:44.28	29.29s	28.30s
1	No Messing About	3	9.9m	9.8m (0)	9.4m (0)	2:44.43	29.27s	28.13s
10	Fillmypocket	4	25.0m	5.6m (1)	8.8m (1)	2:45.55	29.55s	29.23s
8	Repossession	5	28.5m	18.6m (1)	17.0m (2)	2:45.80	29.20s	28.90s
2	Batavia West	6	29.8m	14.4m (1)	17.8m (1)	2:45.90	29.56s	28.94s
5	Majestic Reale	7	29.9m	10.2m (1)	13.2m (2)	2:45.91	29.54s	29.27s
9	Luzia	8	30.1m	23.4m (1)	22.2m (2)	2:45.92	29.23s	28.65s
6	Pick Me	9	31.2m	18.8m (0)	22.2m (1)	2:46.00	29.56s	28.73s
7	Watching Lippy	10	36.2m	14.4m (0)	14.8m (0)	2:46.37	29.36s	29.59s

Finish Position and metres gained

First Arrow shows distance gain/loss from 2nd Qtr to 3rd Qtr,
Second Arrow shows distance gain/loss from 3rd Qtr to Finish
Blue arrow indicates best gain in these quarters.



Visual positions in race at 2nd Quarter

800



Visual positions in race at 3rd Quarter

400



Powered by



Harness Analyser

Sectional Analysis Software

Not just form | Free Trial

www.facebook.com/PJHarnessRacing



RISE Digital, Harness Racing Australia nor the provider accepts any responsibility for the completeness or accuracy of any of the information contained herein, and makes no representations about its suitability for any particular purpose. Users should make their own judgements about those matters and/or seek independent advice. You assume all risks associated with use of data provided on this page

Northam Race 2 Distance 1780m

Saturday, 12 July 2025

Gross Time: 2:15.20

MileRate: 2:02.20

LeadTime: 13.60s

First Qtr: 31.30s

Second Qtr: 30.50s

Third Qtr: 30.30s


Fourth Qtr: 29.50s

DATA TABLE: 800 / 400 Posi's are position from leader and (how wide the horse was at that position)

No	Horse	Plc	Mar	800 Posi	400 Posi	Time	3rd Qtr	4th Qt
6	Velvet Shadow	1	0.0m	16.6m (1)	12.8m (2)	2:15.20	30.00s	28.56s
7	Fireball Friday	2	0.8m	4.6m (0)	4.0m (0)	2:15.26	30.25s	29.27s
2	Satan Princess	3	1.9m	8.4m (1)	7.2m (3)	2:15.35	30.21s	29.11s
1	Carmela Domenica	4	2.7m	0.4m (0)	0.0m (0)	2:15.41	30.27s	29.70s
3	Ciao Babe	5	3.4m	3.8m (1)	5.4m (2)	2:15.46	30.42s	29.35s
8	Pacific Eagle	6	4.9m	12.4m (1)	9.8m (1)	2:15.58	30.10s	29.14s
9	Ziggy Vermeer	7	5.3m	9.0m (0)	8.6m (0)	2:15.61	30.27s	29.26s
4	Shes A Dactyl	8	8.7m	13.4m (0)	13.2m (0)	2:15.87	30.28s	29.17s
5	American Dutchess	9	243.8m	0.0m (1)	5.2m (1)	2:34.05	30.92s	47.00s

Finish Position and metres gained

First Arrow shows distance gain/loss from 2nd Qtr to 3rd Qtr,
Second Arrow shows distance gain/loss from 3rd Qtr to Finish
Blue arrow indicates best gain in these quarters.



Visual positions in race at 2nd Quarter



Visual positions in race at 3rd Quarter

Northam Race 3 Distance 1780m

Saturday, 12 July 2025




Gross Time: 2:13.70 MileRate: 2:00.90 LeadTime: 12.40s First Qtr: 31.10s Second Qtr: 31.40s Third Qtr: 29.60s Fourth Qtr: 29.20s

DATA TABLE: 800 / 400 Posi's are position from leader and (how wide the horse was at that position)

NoHorse	Plc	Mar	800 Posi	400 Posi	Time	3rd Qtr	4th Qt
4 Sleek And Sweet	1	0.0m	10.4m (1)	8.2m (1)	2:13.70	29.44s	28.60s
2 Zuede	2	0.6m	5.4m (1)	4.0m (1)	2:13.75	29.50s	28.95s
3 Cherry On The Cake	3	5.3m	1.4m (1)	0.0m (1)	2:14.11	29.50s	29.58s
1 Jolted Charm	4	7.2m	0.0m (0)	0.2m (0)	2:14.25	29.62s	29.71s
8 Miss Knowall	5	11.0m	8.2m (0)	8.6m (0)	2:14.54	29.63s	29.37s
7 Eileenmay	6	12.3m	4.0m (0)	4.2m (0)	2:14.64	29.62s	29.79s
5 Hot Cinder	7	14.5m	15.0m (1)	14.0m (1)	2:14.81	29.53s	29.24s
6 Mister Riggers	8	17.6m	13.2m (0)	16.6m (0)	2:15.05	29.85s	29.27s
9 Thirtythree Tricks	9	89.3m	46.0m (0)	70.0m (0)	2:20.54	31.36s	30.60s

Finish Position and metres gained

First Arrow shows distance gain/loss from 2nd Qtr to 3rd Qtr,
Second Arrow shows distance gain/loss from 3rd Qtr to Finish
Blue arrow indicates best gain in these quarters.



Northam Race 4 Distance 2190m

Saturday, 12 July 2025



Gross Time: 2:44.30 MileRate: 2:00.70 LeadTime: 45.40s First Qtr: 32.10s Second Qtr: 29.20s Third Qtr: 28.60s Fourth Qtr: 29.00s

DATA TABLE: 800 / 400 Posi's are position from leader and (how wide the horse was at that position)

No	Horse	Plc	Mar	800 Posi	400 Posi	Time	3rd Qtr	4th Qt
5	Diamond World	1	0.0m	0.0m (0)	0.0m (0)	2:44.30	28.60s	29.00s
3	Dispatcher	2	2.5m	5.0m (0)	5.6m (0)	2:44.49	28.64s	28.78s
1	Bonstar	3	15.8m	9.8m (0)	12.6m (0)	2:45.50	28.80s	29.23s
9	Kinsaabi	4	16.4m	20.4m (1)	21.8m (1)	2:45.55	28.70s	28.61s
7	Manea	5	20.3m	15.0m (0)	16.6m (0)	2:45.84	28.71s	29.27s
6	Pecunious	6	27.0m	1.2m (1)	7.2m (1)	2:46.35	29.02s	30.43s
4	Jingling Jewels	7	30.0m	27.6m (0)	29.0m (0)	2:46.58	28.70s	29.07s
8	Mydadtheterror	8	31.7m	14.4m (1)	19.8m (2)	2:46.71	28.98s	29.86s
2	Shehadi	9	38.4m	9.8m (1)	16.2m (1)	2:47.22	29.05s	30.60s

Finish Position and metres gained

First Arrow shows distance gain/loss from 2nd Qtr to 3rd Qtr, Second Arrow shows distance gain/loss from 3rd Qtr to Finish Blue arrow indicates best gain in these quarters.



Visual positions in race at 2nd Quarter



Visual positions in race at 3rd Quarter

Northam Race 5 Distance 2190m

Saturday, 12 July 2025

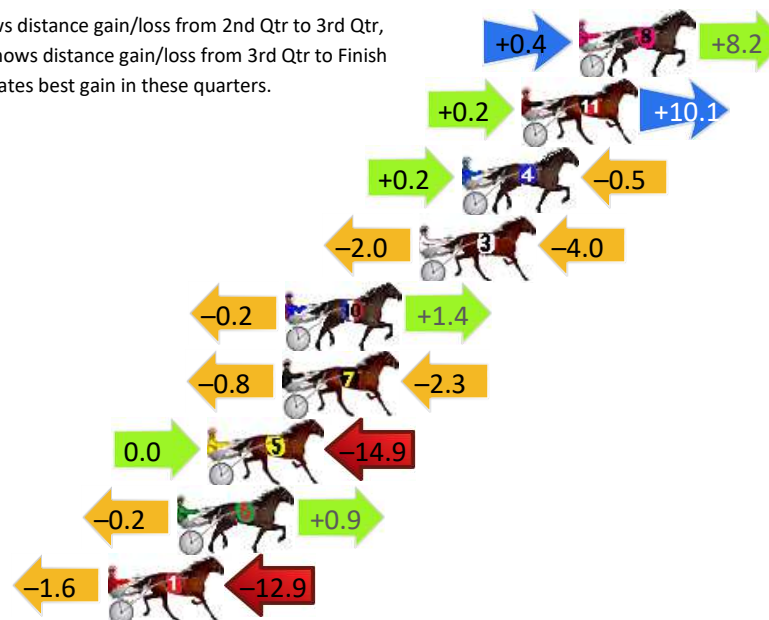
Gross Time: 2:41.50 MileRate: 1:58.70 LeadTime: 43.10s First Qtr: 30.70s Second Qtr: 30.40s Third Qtr: 28.60s Fourth Qtr: 28.70s

DATA TABLE: 800 / 400 Posi's are position from leader and (how wide the horse was at that position)

No	Horse	Plc	Mar	800 Posi	400 Posi	Time	3rd Qtr	4th Qt
8	Fat Louie	1	0.0m	8.6m (1)	8.2m (2)	2:41.50	28.57s	28.11s
11	Blameitonthenight	2	2.3m	12.6m (1)	12.4m (2)	2:41.67	28.59s	27.98s
4	Sound Wave	3	4.7m	4.4m (1)	4.2m (2)	2:41.85	28.59s	28.74s
3	Lady Camel	4	6.4m	0.4m (1)	2.4m (1)	2:41.98	28.74s	28.99s
10	Feeling Aces	5	11.8m	13.0m (0)	13.2m (0)	2:42.39	28.61s	28.60s
7	Drive Line	6	11.9m	8.8m (0)	9.6m (1)	2:42.40	28.66s	28.86s
5	Acuto	7	14.9m	0.0m (0)	0.0m (0)	2:42.62	28.60s	29.76s
6	Im Lord Logan	8	16.1m	16.8m (0)	17.0m (1)	2:42.71	28.61s	28.64s
1	Ya Bettor Followme	9	18.9m	4.4m (0)	6.0m (0)	2:42.92	28.71s	29.62s

Finish Position and metres gained

First Arrow shows distance gain/loss from 2nd Qtr to 3rd Qtr,
Second Arrow shows distance gain/loss from 3rd Qtr to Finish
Blue arrow indicates best gain in these quarters.



Visual positions in race at 2nd Quarter



Visual positions in race at 3rd Quarter

Northam Race 6 Distance 2190m

Saturday, 12 July 2025

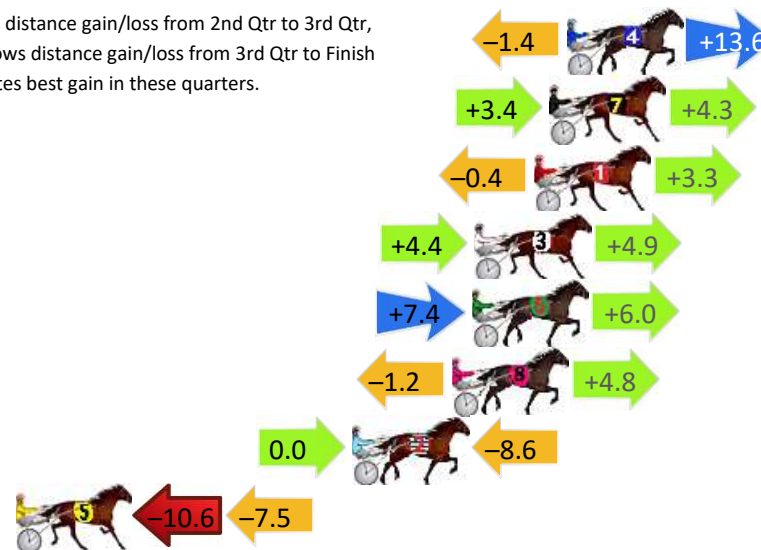
Gross Time: 2:45.90 MileRate: 2:01.90 LeadTime: 44.30s First Qtr: 31.20s Second Qtr: 29.60s Third Qtr: 29.60s Fourth Qtr: 31.20s

DATA TABLE: 800 / 400 Posi's are position from leader and (how wide the horse was at that position)

NoHorse	Plc	Mar	800 Posi	400 Posi	Time	3rd Qtr	4th Qt
4 Goodonya Mate	1	0.0m	12.2m (1)	13.6m (2)	2:45.90	29.73s	30.15s
7 Watch Me Wave	2	0.7m	8.4m (0)	5.0m (0)	2:45.96	29.35s	30.87s
1 Follow My Stride	3	1.3m	4.2m (0)	4.6m (1)	2:46.01	29.64s	30.94s
3 The Whizzer	4	3.7m	13.0m (0)	8.6m (1)	2:46.20	29.28s	30.82s
6 Ourfirstimpression	5	3.8m	17.2m (0)	9.8m (0)	2:46.21	29.05s	30.73s
8 This Time Jacko	6	4.6m	8.2m (1)	9.4m (2)	2:46.28	29.70s	30.83s
2 Just All Style	7	8.6m	0.0m (0)	0.0m (0)	2:46.60	29.58s	31.87s
5 Good Times Ahead	8	22.1m	4.0m (1)	14.6m (1)	2:47.70	30.39s	31.78s

Finish Position and metres gained

First Arrow shows distance gain/loss from 2nd Qtr to 3rd Qtr,
Second Arrow shows distance gain/loss from 3rd Qtr to Finish
Blue arrow indicates best gain in these quarters.



800

Visual positions in race at 2nd Quarter



400

Visual positions in race at 3rd Quarter



Powered by



Harness Analyser

Sectional Analysis Software

Not just form | Free Trial

www.facebook.com/PJHarnessRacing



RISE Digital, Harness Racing Australia nor the provider accepts any responsibility for the completeness or accuracy of any of the information contained herein, and makes no representations about its suitability for any particular purpose. Users should make their own judgements about those matters and/or seek independent advice. You assume all risks associated with use of data provided on this page

Northam Race 7 Distance 2190m

Saturday, 12 July 2025


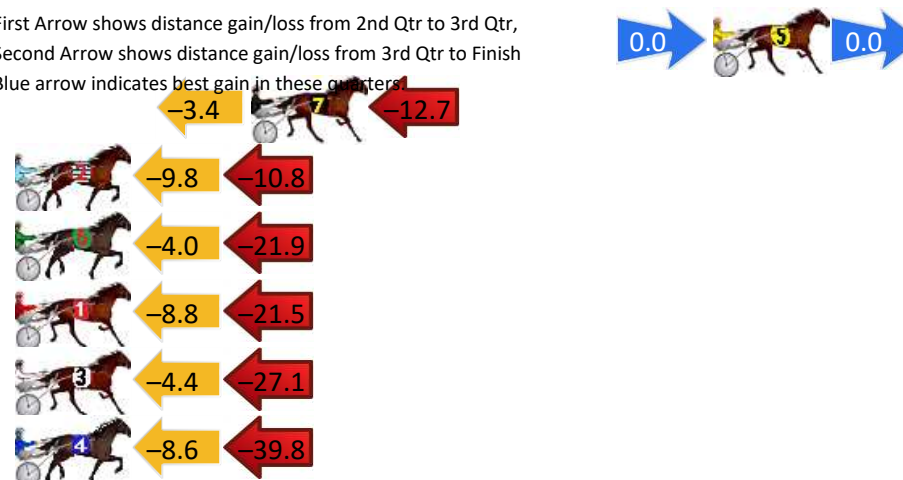
Gross Time: 2:40.60 MileRate: 1:58.00 LeadTime: 41.90s First Qtr: 31.50s Second Qtr: 29.70s Third Qtr: 28.30s Fourth Qtr: 29.20s

DATA TABLE: 800 / 400 Posi's are position from leader and (how wide the horse was at that position)

No	Horse	Plc	Mar	800 Posi	400 Posi	Time	3rd Qtr	4th Qt
5	Lazi Dais	1	0.0m	0.0m (0)	0.0m (0)	2:40.60	28.30s	29.20s
7	Major Disco	2	18.5m	2.4m (1)	5.8m (0)	2:42.02	28.53s	30.12s
2	Rocky Maguire	3	33.2m	12.6m (0)	22.4m (1)	2:43.14	28.99s	29.98s
6	Ladieshavtime	4	33.7m	7.8m (1)	11.8m (1)	2:43.18	28.56s	30.79s
1	By Royal Command	5	38.5m	8.2m (0)	17.0m (0)	2:43.55	28.90s	30.76s
3	Official Rock	6	43.5m	12.0m (1)	16.4m (1)	2:43.93	28.58s	31.17s
4	Into The Future	7	52.4m	4.0m (0)	12.6m (0)	2:44.61	28.87s	32.09s

Finish Position and metres gained

First Arrow shows distance gain/loss from 2nd Qtr to 3rd Qtr,
Second Arrow shows distance gain/loss from 3rd Qtr to Finish
Blue arrow indicates best gain in these quarters



Visual positions in race at 2nd Quarter



Visual positions in race at 3rd Quarter