

Narrogin Race 1 Distance 2242m

Friday, 11 July 2025




Gross Time: 2:52.80 MileRate: 2:04.00 LeadTime: 48.50s First Qtr: 32.80s Second Qtr: 30.40s Third Qtr: 30.00s Fourth Qtr: 31.10s

DATA TABLE: 800 / 400 Posi's are position from leader and (how wide the horse was at that position)

No	Horse	Plc	Mar	800 Posi	400 Posi	Time	3rd Qtr	4th Qt
2	Tilly Swift	1	0.0m	18.8m (1)	7.4m (2)	2:52.80	29.14s	30.53s
5	Bartlett	2	0.0m	14.4m (1)	12.0m (1)	2:52.80	29.83s	30.17s
7	Dawson Shard	3	1.7m	9.8m (1)	2.4m (2)	2:52.94	29.44s	31.05s
4	Speed Force	4	3.7m	0.0m (0)	0.0m (0)	2:53.10	29.99s	31.39s
10	Moolah Magnet	5	4.5m	1.4m (1)	3.6m (1)	2:53.17	30.17s	31.17s
3	Blind Edition	6	7.6m	5.6m (0)	5.0m (0)	2:53.42	29.95s	31.30s
6	Twoheartonediamond	7	10.3m	5.8m (1)	7.8m (1)	2:53.64	30.15s	31.29s
1	Ramtastic	8	12.5m	10.6m (0)	10.4m (0)	2:53.82	29.98s	31.26s
9	Major Buzz	9	23.3m	15.0m (0)	17.0m (1)	2:54.69	30.14s	31.59s
8	Dustyroads	10	173.4m	120.0m (0)	150.0m (0)	3:06.90	32.25s	32.91s

Finish Position and metres gained

First Arrow shows distance gain/loss from 2nd Qtr to 3rd Qtr, Second Arrow shows distance gain/loss from 3rd Qtr to Finish Blue arrow indicates best gain in these quarters.



Narrogin Race 2 Distance 1823m

Friday, 11 July 2025


Gross Time: 2:15.40 MileRate: 1:59.60 LeadTime: 13.80s First Qtr: 30.00s Second Qtr: 30.80s Third Qtr: 30.40s Fourth Qtr: 30.40s

DATA TABLE: 800 / 400 Posi's are position from leader and (how wide the horse was at that position)

No	Horse	Plc	Mar	800 Posi	400 Posi	Time	3rd Qtr	4th Qt
6	Sounds Like Fun	1	0.0m	0.0m (0)	0.0m (0)	2:15.40	30.40s	30.40s
7	Codename Elliot	2	3.2m	12.4m (0)	12.6m (1)	2:15.65	30.42s	29.69s
1	Hughey	3	3.5m	8.4m (0)	9.0m (0)	2:15.68	30.45s	29.98s
3	Im Grafter	3	3.5m	4.2m (0)	4.8m (0)	2:15.68	30.45s	30.30s
5	Extinction	5	8.1m	16.4m (1)	14.6m (0)	2:16.04	30.26s	29.91s
8	Our Musical Motion	6	15.5m	7.4m (1)	8.2m (1)	2:16.63	30.46s	30.95s
2	Just A Happy Man	7	18.4m	3.2m (1)	3.6m (1)	2:16.86	30.43s	31.52s
4	Zlato	8	19.2m	11.8m (1)	3.4m (2)	2:16.93	29.77s	31.59s

Finish Position and metres gained

First Arrow shows distance gain/loss from 2nd Qtr to 3rd Qtr,
Second Arrow shows distance gain/loss from 3rd Qtr to Finish
Blue arrow indicates best gain in these quarters.



800

Visual positions in race at 2nd Quarter



400

Visual positions in race at 3rd Quarter



Powered by



Harness Analyser

Sectional Analysis Software

Not just form | Free Trial

www.facebook.com/PJHarnessRacing



RISE Digital, Harness Racing Australia nor the provider accepts any responsibility for the completeness or accuracy of any of the information contained herein, and makes no representations about its suitability for any particular purpose. Users should make their own judgements about those matters and/or seek independent advice. You assume all risks associated with use of data provided on this page

Narrogin Race 3 Distance 2242m

Friday, 11 July 2025

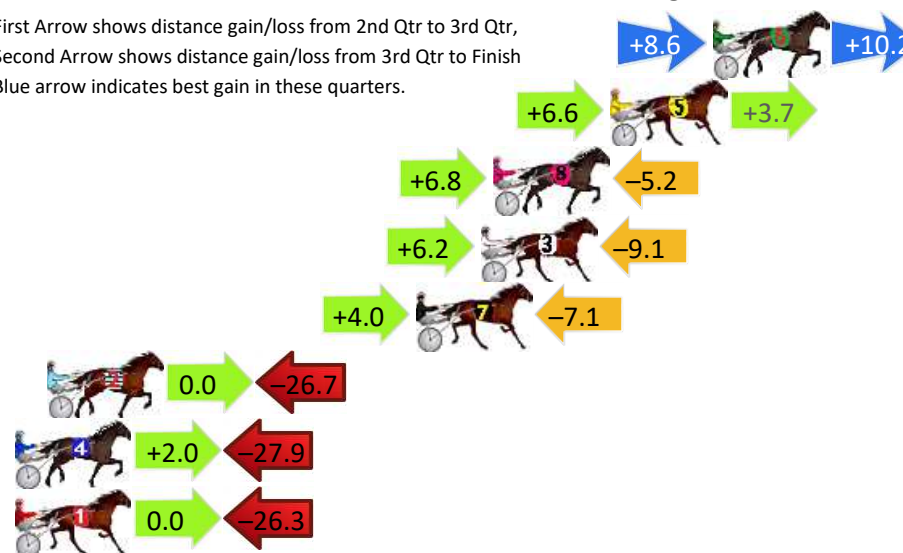
Gross Time: 2:50.70 MileRate: 2:02.60 LeadTime: 47.80s First Qtr: 33.20s Second Qtr: 29.70s Third Qtr: 29.80s Fourth Qtr: 30.20s

DATA TABLE: 800 / 400 Posi's are position from leader and (how wide the horse was at that position)

No	Horse	Plc	Mar	800 Posi	400 Posi	Time	3rd Qtr	4th Qt
6	Follow The Music	1	0.0m	18.8m (1)	10.2m (1)	2:50.70	29.16s	29.43s
5	Keptain Courageous	2	4.1m	14.4m (1)	7.8m (2)	2:51.02	29.31s	29.92s
8	Isaidboo	3	8.8m	10.4m (1)	3.6m (3)	2:51.40	29.29s	30.59s
3	Kolisi	4	9.3m	6.4m (1)	0.2m (2)	2:51.44	29.33s	30.88s
7	Highly Flammable	5	11.9m	8.8m (0)	4.8m (1)	2:51.64	29.50s	30.73s
2	Shes A Lucky Penny	6	26.7m	0.0m (0)	0.0m (0)	2:52.81	29.79s	32.20s
4	Sub Mariner	7	28.3m	2.4m (1)	0.4m (1)	2:52.94	29.64s	32.29s
1	Ashanti Princess	8	31.1m	4.8m (0)	4.8m (0)	2:53.16	29.79s	32.17s

Finish Position and metres gained

First Arrow shows distance gain/loss from 2nd Qtr to 3rd Qtr,
Second Arrow shows distance gain/loss from 3rd Qtr to Finish
Blue arrow indicates best gain in these quarters.



800

Visual positions in race at 2nd Quarter



400

Visual positions in race at 3rd Quarter



Powered by



Harness Analyser

Sectional Analysis Software

Not just form | Free Trial

www.facebook.com/PJHarnessRacing



RISE Digital, Harness Racing Australia nor the provider accepts any responsibility for the completeness or accuracy of any of the information contained herein, and makes no representations about its suitability for any particular purpose. Users should make their own judgements about those matters and/or seek independent advice. You assume all risks associated with use of data provided on this page

Narrogin Race 4 Distance 1823m

Friday, 11 July 2025


Gross Time: 2:17.50 MileRate: 2:01.40 LeadTime: 13.90s First Qtr: 32.80s Second Qtr: 31.20s Third Qtr: 30.00s Fourth Qtr: 29.60s

DATA TABLE: 800 / 400 Posi's are position from leader and (how wide the horse was at that position)

NoHorse	Plc	Mar	800 Posi	400 Posi	Time	3rd Qtr	4th Qt
3 Jack Mannix	1	0.0m	16.2m (2)	6.4m (2)	2:17.50	29.27s	29.13s
5 Swanbourne Spunk	2	1.4m	2.0m (1)	0.0m (1)	2:17.61	29.85s	29.70s
9 Ashima	3	1.6m	10.6m (1)	1.2m (2)	2:17.62	29.30s	29.63s
2 Jordano	4	9.5m	0.0m (0)	3.2m (0)	2:18.24	30.24s	30.06s
1 Mummas Little Star	5	9.8m	4.2m (0)	7.6m (0)	2:18.26	30.25s	29.76s
10 Sanford Bart	6	10.0m	12.4m (0)	11.8m (0)	2:18.28	29.95s	29.47s
7 Anyloveisgoodlove	7	10.3m	8.4m (0)	11.2m (1)	2:18.30	30.21s	29.53s
6 Cracka Tinny	8	13.4m	16.4m (0)	16.0m (0)	2:18.54	29.97s	29.41s
8 Just A Pet	9	16.5m	6.2m (1)	6.2m (1)	2:18.78	30.01s	30.36s
4 Lowlands Beach Boy	10	18.0m	15.0m (1)	15.2m (2)	2:18.90	30.02s	29.81s

Finish Position and metres gained

First Arrow shows distance gain/loss from 2nd Qtr to 3rd Qtr, Second Arrow shows distance gain/loss from 3rd Qtr to Finish Blue arrow indicates best gain in these quarters.



800

Visual positions in race at 2nd Quarter



400

Visual positions in race at 3rd Quarter



Powered by



Harness Analyser

Sectional Analysis Software

Not just form | Free Trial

www.facebook.com/PJHarnessRacing



RISE Digital, Harness Racing Australia nor the provider accepts any responsibility for the completeness or accuracy of any of the information contained herein, and makes no representations about its suitability for any particular purpose. Users should make their own judgements about those matters and/or seek independent advice. You assume all risks associated with use of data provided on this page

Narrogin Race 5 Distance 1823m

Friday, 11 July 2025

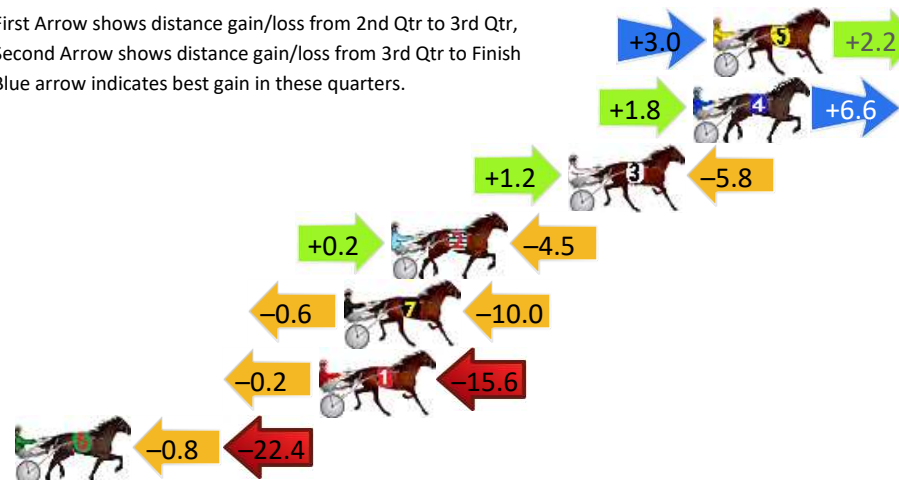
Gross Time: 2:16.80 MileRate: 2:00.70 LeadTime: 14.00s First Qtr: 32.80s Second Qtr: 29.70s Third Qtr: 30.10s Fourth Qtr: 30.20s

DATA TABLE: 800 / 400 Posi's are position from leader and (how wide the horse was at that position)

NoHorse	Plc	Mar	800 Posi	400 Posi	Time	3rd Qtr	4th Qt
5 Blitzar	1	0.0m	5.2m (1)	2.2m (2)	2:16.80	29.88s	30.03s
4 Capture The Moment	2	0.8m	9.2m (1)	7.4m (2)	2:16.86	29.97s	29.70s
3 Hot Rod	3	5.8m	1.2m (1)	0.0m (1)	2:17.26	30.01s	30.64s
2 Pura Vida	4	12.9m	8.6m (0)	8.4m (1)	2:17.82	30.08s	30.54s
7 Shesa Delight	5	14.8m	4.2m (0)	4.8m (0)	2:17.97	30.14s	30.95s
1 Lunar Miss	6	15.8m	0.0m (0)	0.2m (0)	2:18.05	30.11s	31.37s
6 Poppys Last Dance	7	36.2m	13.0m (0)	13.8m (2)	2:19.66	30.16s	31.88s

Finish Position and metres gained

First Arrow shows distance gain/loss from 2nd Qtr to 3rd Qtr,
Second Arrow shows distance gain/loss from 3rd Qtr to Finish
Blue arrow indicates best gain in these quarters.



800

Visual positions in race at 2nd Quarter



400

Visual positions in race at 3rd Quarter



Powered by



Harness Analyser

Sectional Analysis Software

Not just form | Free Trial

www.facebook.com/PJHarnessRacing



RISE Digital, Harness Racing Australia nor the provider accepts any responsibility for the completeness or accuracy of any of the information contained herein, and makes no representations about its suitability for any particular purpose. Users should make their own judgements about those matters and/or seek independent advice. You assume all risks associated with use of data provided on this page

Narrogin Race 6 Distance 1823m

Friday, 11 July 2025


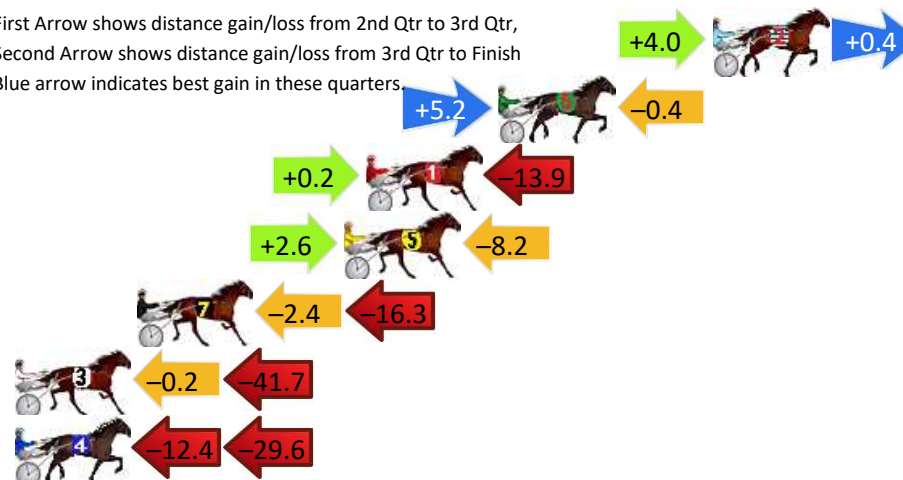
Gross Time: 2:17.10 MileRate: 2:01.10 LeadTime: 13.90s First Qtr: 32.00s Second Qtr: 29.40s Third Qtr: 30.60s Fourth Qtr: 31.20s

DATA TABLE: 800 / 400 Posi's are position from leader and (how wide the horse was at that position)

NoHorse	Plc	Mar	800 Posi	400 Posi	Time	3rd Qtr	4th Qt
2 Shes All Go	1	0.0m	4.4m (1)	0.4m (2)	2:17.10	30.29s	31.17s
6 Taylors Boy Fred	2	8.6m	13.4m (1)	8.2m (2)	2:17.80	30.20s	31.23s
1 Miss Marcopolo	3	13.9m	0.2m (0)	0.0m (0)	2:18.23	30.57s	32.28s
5 Shesa Enchantress	4	14.8m	9.2m (1)	6.6m (1)	2:18.31	30.39s	31.84s
7 Rocknroll Dilinger	5	23.1m	4.4m (0)	6.8m (0)	2:18.98	30.77s	32.46s
3 Athreeshoteagle	6	41.9m	0.0m (1)	0.2m (1)	2:20.52	30.58s	34.43s
4 Icanplay	7	71.6m	29.6m (0)	42.0m (0)	2:22.94	31.53s	33.50s

Finish Position and metres gained

First Arrow shows distance gain/loss from 2nd Qtr to 3rd Qtr,
Second Arrow shows distance gain/loss from 3rd Qtr to Finish
Blue arrow indicates best gain in these quarters



Narrogin Race 7 Distance 2242m

Friday, 11 July 2025

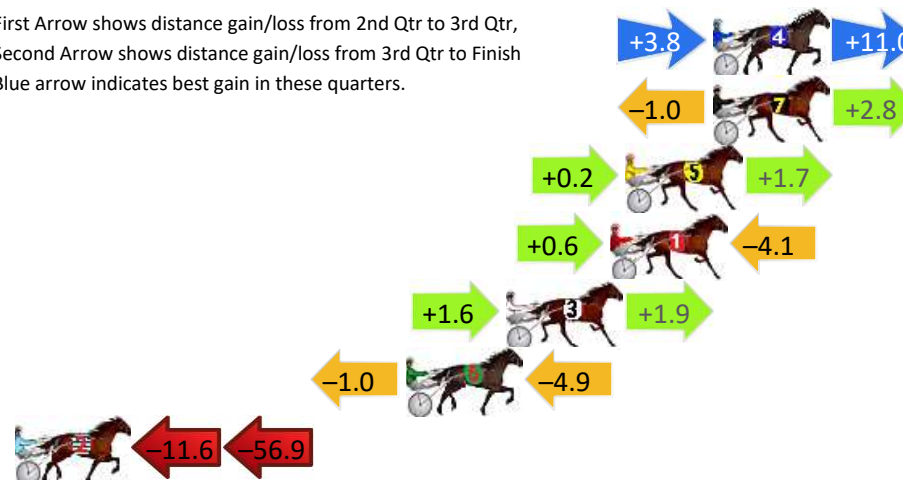
Gross Time: 2:51.90 MileRate: 2:03.40 LeadTime: 49.90s First Qtr: 34.00s Second Qtr: 29.40s Third Qtr: 28.60s Fourth Qtr: 30.00s

DATA TABLE: 800 / 400 Posi's are position from leader and (how wide the horse was at that position)

NoHorse	Plc	Mar	800 Posi	400 Posi	Time	3rd Qtr	4th Qt
4 Priddah	1	0.0m	14.8m (1)	11.0m (1)	2:51.90	28.34s	29.18s
7 Pocketful Of Opals	2	0.0m	1.8m (1)	2.8m (1)	2:51.90	28.68s	29.79s
5 Master Leighton	3	3.5m	5.4m (0)	5.2m (0)	2:52.18	28.59s	29.87s
1 Frankensteinsbride	4	4.1m	0.6m (0)	0.0m (0)	2:52.22	28.55s	30.31s
3 Tempt The Stars	5	8.3m	11.8m (0)	10.2m (0)	2:52.55	28.49s	29.86s
6 Majic Bay	6	12.3m	6.4m (1)	7.4m (2)	2:52.87	28.66s	30.37s
2 Richie Reactor	7	68.5m	0.0m (2)	11.6m (2)	2:57.28	29.35s	34.24s

Finish Position and metres gained

First Arrow shows distance gain/loss from 2nd Qtr to 3rd Qtr,
Second Arrow shows distance gain/loss from 3rd Qtr to Finish
Blue arrow indicates best gain in these quarters.



800

Visual positions in race at 2nd Quarter



400

Visual positions in race at 3rd Quarter



Powered by



Harness Analyser

Sectional Analysis Software

Not just form | Free Trial

www.facebook.com/PJHarnessRacing



RISE Digital, Harness Racing Australia nor the provider accepts any responsibility for the completeness or accuracy of any of the information contained herein, and makes no representations about its suitability for any particular purpose. Users should make their own judgements about those matters and/or seek independent advice. You assume all risks associated with use of data provided on this page