

# Gloucester Park Race 1 Distance 2130m

Tuesday, 1 July 2025

Gross Time: 2:34.30

MileRate: 1:56.60

LeadTime: 36.20s

First Qtr: 30.30s

Second Qtr: 30.60s

Third Qtr: 28.60s


Fourth Qtr: 28.60s

DATA TABLE: 800 / 400 Posi's are position from leader and (how wide the horse was at that position)

No	Horse	Plc	Mar	800 Posi	400 Posi	Time	3rd Qtr	4th Qt
9	Chase Me	1	0.0m	0.0m (0)	0.0m (0)	2:34.30	28.60s	28.60s
6	Lazi Dais	2	7.6m	11.5m (1)	5.4m (2)	2:34.87	28.16s	28.79s
11	Art Ideal	3	11.8m	15.8m (1)	11.0m (2)	2:35.19	28.26s	28.70s
10	Kinky	4	11.8m	20.0m (1)	15.8m (1)	2:35.19	28.30s	28.36s
5	Ruby Lou	5	13.8m	2.8m (1)	4.5m (1)	2:35.34	28.72s	29.31s
7	Highview Heidi	6	14.5m	21.1m (0)	19.1m (0)	2:35.39	28.46s	28.33s
4	Pick Me	7	18.4m	7.3m (1)	9.0m (1)	2:35.68	28.72s	29.34s
12	Damage Done	8	19.1m	4.2m (0)	7.0m (0)	2:35.73	28.80s	29.53s
3	Shecanplay	9	19.4m	8.4m (0)	11.3m (0)	2:35.76	28.80s	29.26s
1	My Salina	10	23.1m	12.7m (0)	15.2m (0)	2:36.03	28.78s	29.25s
2	Shes All Go	11	38.7m	16.9m (0)	19.7m (2)	2:37.21	28.80s	30.10s

## Finish Position and metres gained

First Arrow shows distance gain/loss from 2nd Qtr to 3rd Qtr,  
Second Arrow shows distance gain/loss from 3rd Qtr to Finish  
Blue arrow indicates best gain in these quarters.



800

Visual positions in race at 2nd Quarter



400

Visual positions in race at 3rd Quarter



Powered by



Harness Analyser

Sectional Analysis Software

Not just form | Free Trial

[www.facebook.com/PJHarnessRacing](http://www.facebook.com/PJHarnessRacing)



RISE Digital, Harness Racing Australia nor the provider accepts any responsibility for the completeness or accuracy of any of the information contained herein, and makes no representations about its suitability for any particular purpose. Users should make their own judgements about those matters and/or seek independent advice. You assume all risks associated with use of data provided on this page

# Gloucester Park Race 2 Distance 2130m

Tuesday, 1 July 2025


Gross Time: 2:38.80 MileRate: 2:00.00 LeadTime: 37.10s First Qtr: 31.30s Second Qtr: 30.90s Third Qtr: 29.80s Fourth Qtr: 29.70s

DATA TABLE: 800 / 400 Posi's are position from leader and (how wide the horse was at that position)

NoHorse	Plc	Mar	800 Posi	400 Posi	Time	3rd Qtr	4th Qt
10 Shehadi	1	0.0m	4.1m (0)	4.1m (0)	2:38.80	29.80s	29.40s
8 Luhry	2	0.6m	1.2m (1)	1.1m (1)	2:38.85	29.79s	29.66s
4 Sonic Seelster	3	3.1m	5.3m (1)	4.9m (1)	2:39.04	29.77s	29.58s
12 Galvinston John	4	3.5m	12.2m (0)	11.9m (0)	2:39.07	29.78s	29.09s
11 Just All Style	5	4.1m	8.1m (0)	7.9m (0)	2:39.12	29.78s	29.44s
1 Jolted Charm	6	5.4m	0.0m (0)	0.0m (0)	2:39.22	29.80s	30.12s
2 Cherry On The Cake	7	5.8m	9.2m (1)	8.7m (1)	2:39.25	29.76s	29.51s
3 Cracka Tinny	8	10.2m	17.8m (0)	15.7m (0)	2:39.59	29.64s	29.33s
9 Lets Rock Tonight	9	14.1m	17.0m (1)	16.8m (1)	2:39.90	29.78s	29.56s
7 Sunpatra	10	18.1m	15.1m (2)	9.3m (2)	2:40.21	29.36s	30.42s
5 Spinner Of Yarns	11	22.7m	13.2m (1)	13.0m (1)	2:40.57	29.78s	30.50s
6 My Ultimate Kevvie	12	53.0m	10.3m (2)	2.5m (2)	2:42.93	29.22s	33.64s

## Finish Position and metres gained

First Arrow shows distance gain/loss from 2nd Qtr to 3rd Qtr,  
Second Arrow shows distance gain/loss from 3rd Qtr to Finish  
Blue arrow indicates best gain in these quarters.



800

Visual positions in race at 2nd Quarter



400

Visual positions in race at 3rd Quarter



Powered by



Harness Analyser

Sectional Analysis Software

Not just form | Free Trial

[www.facebook.com/PJHarnessRacing](http://www.facebook.com/PJHarnessRacing)



RISE Digital, Harness Racing Australia nor the provider accepts any responsibility for the completeness or accuracy of any of the information contained herein, and makes no representations about its suitability for any particular purpose. Users should make their own judgements about those matters and/or seek independent advice. You assume all risks associated with use of data provided on this page

# Gloucester Park Race 3 Distance 2130m

Tuesday, 1 July 2025

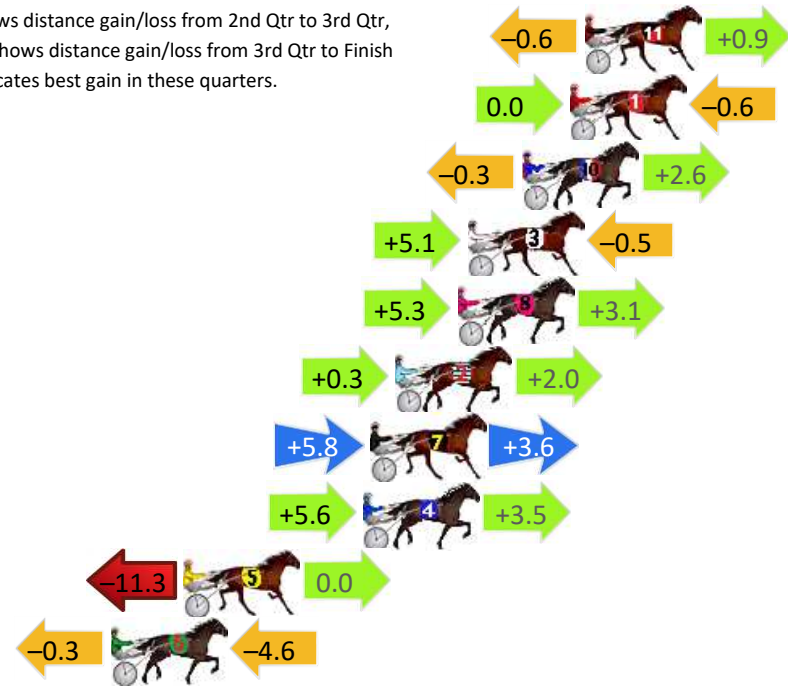
Gross Time: 2:36.00 MileRate: 1:57.90 LeadTime: 38.10s First Qtr: 30.50s Second Qtr: 30.30s Third Qtr: 28.60s Fourth Qtr: 28.50s

DATA TABLE: 800 / 400 Posi's are position from leader and (how wide the horse was at that position)

No	Horse	Plc	Mar	800 Posi	400 Posi	Time	3rd Qtr	4th Qt
11	Frankie J Holden	1	0.0m	0.3m (1)	0.9m (1)	2:36.00	28.64s	28.44s
1	Madam Maggie	2	0.6m	0.0m (0)	0.0m (0)	2:36.04	28.60s	28.54s
10	Artful Major	3	2.5m	4.8m (0)	5.1m (1)	2:36.19	28.62s	28.33s
3	Covernote	4	4.7m	9.3m (0)	4.2m (0)	2:36.35	28.24s	28.55s
8	Alta Freeway	5	5.1m	13.5m (0)	8.2m (0)	2:36.38	28.22s	28.30s
2	Copy Of Paris	6	7.6m	9.9m (1)	9.6m (1)	2:36.57	28.58s	28.39s
7	Reblin	7	8.6m	18.0m (1)	12.2m (2)	2:36.64	28.18s	28.28s
4	American Cruise	8	8.9m	18.0m (0)	12.4m (0)	2:36.67	28.20s	28.29s
5	Welease Woddewick	9	16.1m	4.8m (1)	16.1m (0)	2:37.21	29.40s	28.57s
6	Spudmeister	10	19.0m	14.1m (1)	14.4m (1)	2:37.42	28.62s	28.90s

## Finish Position and metres gained

First Arrow shows distance gain/loss from 2nd Qtr to 3rd Qtr,  
Second Arrow shows distance gain/loss from 3rd Qtr to Finish  
Blue arrow indicates best gain in these quarters.



800

Visual positions in race at 2nd Quarter



400

Visual positions in race at 3rd Quarter



Powered by



Harness Analyser

Sectional Analysis Software

Not just form | Free Trial

[www.facebook.com/PJHarnessRacing](http://www.facebook.com/PJHarnessRacing)



RISE Digital, Harness Racing Australia nor the provider accepts any responsibility for the completeness or accuracy of any of the information contained herein, and makes no representations about its suitability for any particular purpose. Users should make their own judgements about those matters and/or seek independent advice. You assume all risks associated with use of data provided on this page

# Gloucester Park Race 4 Distance 2130m

Tuesday, 1 July 2025


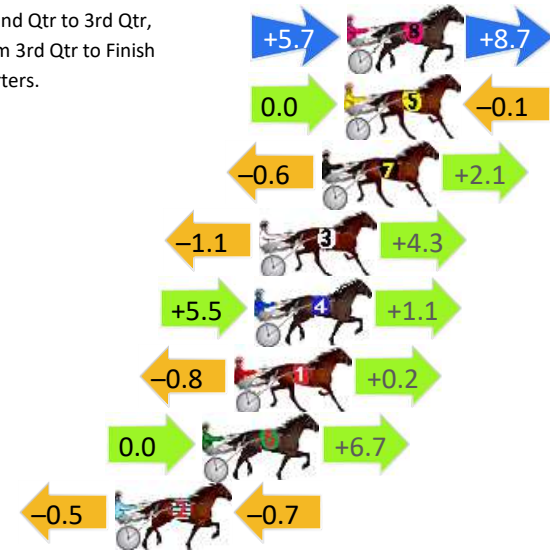
Gross Time: 2:35.80 MileRate: 1:57.70 LeadTime: 36.90s First Qtr: 31.30s Second Qtr: 29.60s Third Qtr: 29.00s Fourth Qtr: 29.00s

DATA TABLE: 800 / 400 Posi's are position from leader and (how wide the horse was at that position)

No	Horse	Plc	Mar	800 Posi	400 Posi	Time	3rd Qtr	4th Qt
8	Chillin	1	0.0m	14.4m (1)	8.7m (2)	2:35.80	28.58s	28.38s
5	Henrik Larsson	2	0.1m	0.0m (0)	0.0m (0)	2:35.81	29.00s	29.01s
7	Our Vinnie	3	1.0m	2.5m (1)	3.1m (1)	2:35.88	29.04s	28.85s
3	Our Lady Jen	4	3.5m	6.7m (1)	7.8m (1)	2:36.07	29.08s	28.70s
4	Getn Wiggly Withit	5	3.7m	10.3m (1)	4.8m (2)	2:36.08	28.60s	28.94s
1	Bettor Have Faith	6	4.5m	3.9m (0)	4.7m (0)	2:36.14	29.06s	29.00s
6	Beat The Bank	7	5.8m	12.5m (0)	12.5m (1)	2:36.24	29.00s	28.54s
2	The Beach Master	8	9.3m	8.1m (0)	8.6m (0)	2:36.51	29.04s	29.09s

## Finish Position and metres gained

First Arrow shows distance gain/loss from 2nd Qtr to 3rd Qtr,  
Second Arrow shows distance gain/loss from 3rd Qtr to Finish  
Blue arrow indicates best gain in these quarters.



Visual positions in race at 2nd Quarter



Visual positions in race at 3rd Quarter



Powered by



Harness Analyser

Sectional Analysis Software

Not just form | Free Trial

[www.facebook.com/PJHarnessRacing](http://www.facebook.com/PJHarnessRacing)



RISE Digital, Harness Racing Australia nor the provider accepts any responsibility for the completeness or accuracy of any of the information contained herein, and makes no representations about its suitability for any particular purpose. Users should make their own judgements about those matters and/or seek independent advice. You assume all risks associated with use of data provided on this page



# Gloucester Park Race 5 Distance 2130m

Tuesday, 1 July 2025

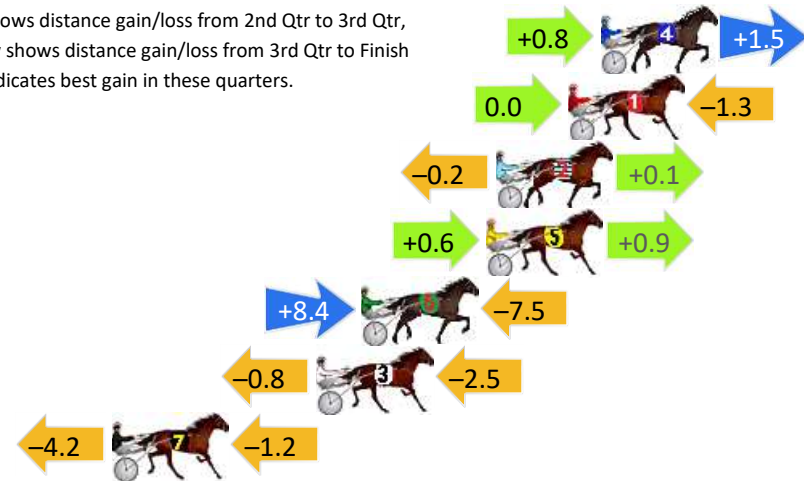
Gross Time: 2:35.80 MileRate: 1:57.70 LeadTime: 38.10s First Qtr: 31.40s Second Qtr: 30.30s Third Qtr: 27.70s Fourth Qtr: 28.30s

DATA TABLE: 800 / 400 Posi's are position from leader and (how wide the horse was at that position)

NoHorse	Plc	Mar	800 Posi	400 Posi	Time	3rd Qtr	4th Qt
4 Sound Wave	1	0.0m	2.3m (1)	1.5m (1)	2:35.80	27.64s	28.20s
1 Soho Vesper Lind	2	1.3m	0.0m (0)	0.0m (0)	2:35.90	27.70s	28.40s
2 Rakero Raider	3	4.2m	4.1m (0)	4.3m (0)	2:36.11	27.72s	28.31s
5 Captain Confetti	4	4.6m	6.1m (1)	5.5m (1)	2:36.14	27.66s	28.26s
6 Winegum	5	9.6m	10.5m (1)	2.1m (2)	2:36.51	27.12s	28.87s
3 Gee Smith	6	11.4m	8.1m (0)	8.9m (0)	2:36.65	27.76s	28.53s
7 Cordero	7	19.6m	14.2m (0)	18.4m (0)	2:37.26	28.00s	28.48s

## Finish Position and metres gained

First Arrow shows distance gain/loss from 2nd Qtr to 3rd Qtr,  
Second Arrow shows distance gain/loss from 3rd Qtr to Finish  
Blue arrow indicates best gain in these quarters.



800

Visual positions in race at 2nd Quarter



400

Visual positions in race at 3rd Quarter



Powered by



Harness Analyser

Sectional Analysis Software

Not just form | Free Trial

[www.facebook.com/PJHarnessRacing](http://www.facebook.com/PJHarnessRacing)



RISE Digital, Harness Racing Australia nor the provider accepts any responsibility for the completeness or accuracy of any of the information contained herein, and makes no representations about its suitability for any particular purpose. Users should make their own judgements about those matters and/or seek independent advice. You assume all risks associated with use of data provided on this page

# Gloucester Park Race 6 Distance 2130m

Tuesday, 1 July 2025



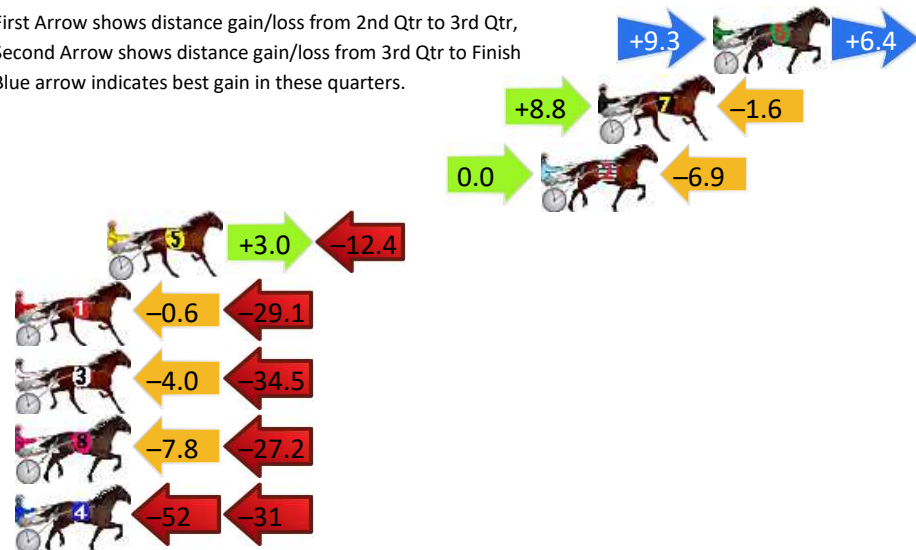
Gross Time: 2:40.00 MileRate: 2:00.90 LeadTime: 36.40s First Qtr: 30.80s Second Qtr: 31.70s Third Qtr: 30.70s Fourth Qtr: 30.40s

DATA TABLE: 800 / 400 Posi's are position from leader and (how wide the horse was at that position)

No	Horse	Plc	Mar	800 Posi	400 Posi	Time	3rd Qtr	4th Qt
6	Bartlett	1	0.0m	15.7m (1)	6.4m (2)	2:40.00	29.98s	29.92s
7	Elegant Eagle	2	4.6m	11.8m (2)	3.0m (1)	2:40.37	30.02s	30.54s
2	Cara Diana	3	6.9m	0.0m (0)	0.0m (0)	2:40.55	30.70s	30.95s
5	Ramtastic	4	24.3m	14.9m (0)	11.9m (1)	2:41.93	30.46s	31.43s
1	Im Begging You	5	33.9m	4.2m (0)	4.8m (0)	2:42.70	30.74s	32.74s
3	Kripke	6	47.2m	8.7m (0)	12.7m (0)	2:43.76	31.00s	33.20s
8	Galifianakis	7	80.1m	45.1m (0)	52.9m (0)	2:46.37	31.28s	32.75s
4	Christophano	8	89.9m	7.6m (1)	59.3m (1)	2:47.15	34.62s	33.05s

## Finish Position and metres gained

First Arrow shows distance gain/loss from 2nd Qtr to 3rd Qtr,  
Second Arrow shows distance gain/loss from 3rd Qtr to Finish  
Blue arrow indicates best gain in these quarters.



Powered by



Harness Analyser

Sectional Analysis Software

Not just form | Free Trial

[www.facebook.com/PJHarnessRacing](http://www.facebook.com/PJHarnessRacing)



RISE Digital, Harness Racing Australia nor the provider accepts any responsibility for the completeness or accuracy of any of the information contained herein, and makes no representations about its suitability for any particular purpose. Users should make their own judgements about those matters and/or seek independent advice. You assume all risks associated with use of data provided on this page