

# Narrogin Race 1 Distance 2242m

Friday, 27 June 2025


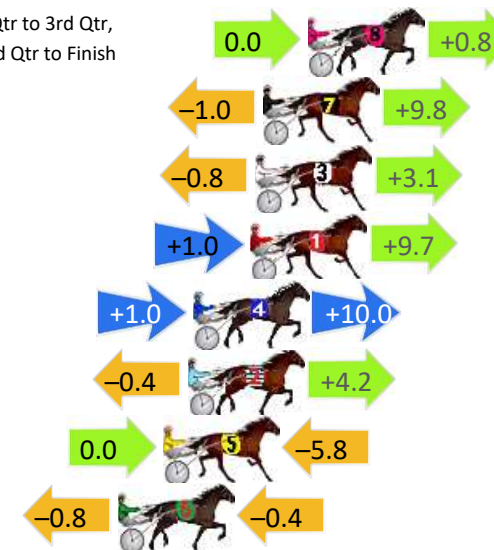
Gross Time: 2:53.60 MileRate: 2:04.60 LeadTime: 48.10s First Qtr: 32.70s Second Qtr: 30.50s Third Qtr: 30.10s Fourth Qtr: 32.20s

DATA TABLE: 800 / 400 Posi's are position from leader and (how wide the horse was at that position)


No	Horse	Plc	Mar	800 Posi	400 Posi	Time	3rd Qtr	4th Qt
8	Dannika	1	0.0m	0.8m (1)	0.8m (1)	2:53.60	30.10s	32.14s
7	Ginnivan	2	1.8m	10.6m (1)	11.6m (2)	2:53.75	30.20s	31.42s
3	Speed Force	3	2.1m	4.4m (0)	5.2m (1)	2:53.78	30.17s	31.95s
1	I Am Siam	4	2.3m	13.0m (0)	12.0m (0)	2:53.79	30.05s	31.42s
4	Dawson Shard	5	4.6m	15.6m (1)	14.6m (1)	2:53.99	30.05s	31.40s
2	On Golden Road	6	4.8m	8.6m (0)	9.0m (1)	2:54.00	30.14s	31.86s
5	Major Buzz	7	5.8m	0.0m (0)	0.0m (0)	2:54.09	30.08s	32.66s
6	Galeocerdo Cuvier	8	7.6m	6.4m (1)	7.2m (2)	2:54.24	30.16s	32.23s

## Finish Position and metres gained

First Arrow shows distance gain/loss from 2nd Qtr to 3rd Qtr,  
Second Arrow shows distance gain/loss from 3rd Qtr to Finish  
Blue arrow indicates best gain in these quarters.



Visual positions in race at 2nd Quarter



Visual positions in race at 3rd Quarter

# Narrogin Race 2 Distance 2242m

Friday, 27 June 2025

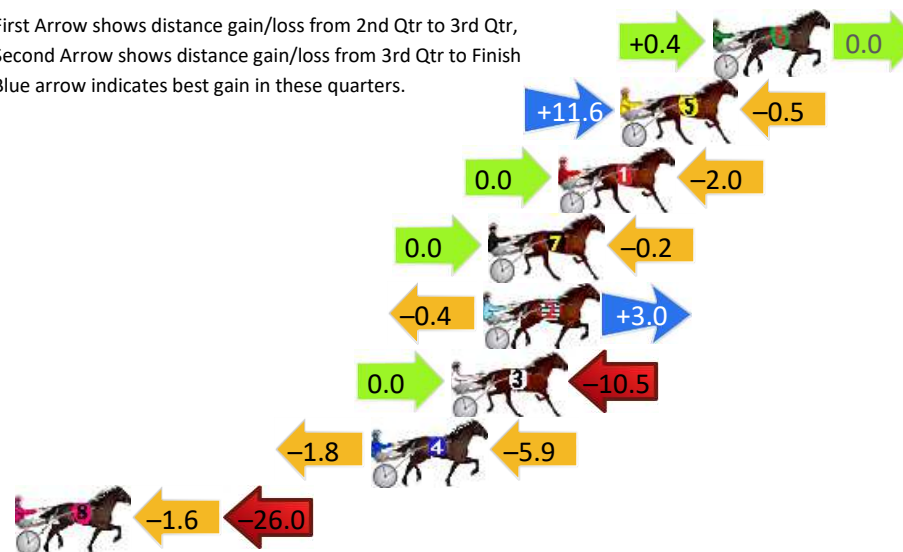
Gross Time: 2:52.60 MileRate: 2:03.90 LeadTime: 48.80s First Qtr: 34.20s Second Qtr: 30.70s Third Qtr: 29.00s Fourth Qtr: 29.90s

DATA TABLE: 800 / 400 Posi's are position from leader and (how wide the horse was at that position)

No	Horse	Plc	Mar	800 Posi	400 Posi	Time	3rd Qtr	4th Qt
6	Follow The Music	1	0.0m	0.4m (1)	0.0m (1)	2:52.60	28.97s	29.90s
5	Keptain Courageous	2	3.7m	14.8m (2)	3.2m (2)	2:52.89	28.15s	29.94s
1	Our Musical Motion	3	6.2m	4.2m (0)	4.2m (0)	2:53.09	29.00s	30.05s
7	Pacific Eagle	4	9.0m	8.8m (0)	8.8m (0)	2:53.30	29.00s	29.91s
2	Twoheartonediamond	5	9.2m	11.8m (1)	12.2m (1)	2:53.32	29.03s	29.68s
3	Sub Mariner	6	10.5m	0.0m (0)	0.0m (0)	2:53.42	28.99s	30.68s
4	Isaidboo	7	13.7m	6.0m (1)	7.8m (1)	2:53.67	29.13s	30.34s
8	Hotfoot It	8	41.6m	14.0m (0)	15.6m (0)	2:55.86	29.09s	31.83s

## Finish Position and metres gained

First Arrow shows distance gain/loss from 2nd Qtr to 3rd Qtr,  
Second Arrow shows distance gain/loss from 3rd Qtr to Finish  
Blue arrow indicates best gain in these quarters.



800

Visual positions in race at 2nd Quarter



400

Visual positions in race at 3rd Quarter



Powered by



Harness Analyser

Sectional Analysis Software

Not just form | Free Trial

[www.facebook.com/PJHarnessRacing](http://www.facebook.com/PJHarnessRacing)



RISE Digital, Harness Racing Australia nor the provider accepts any responsibility for the completeness or accuracy of any of the information contained herein, and makes no representations about its suitability for any particular purpose. Users should make their own judgements about those matters and/or seek independent advice. You assume all risks associated with use of data provided on this page

# Narrogin Race 3 Distance 1823m

Friday, 27 June 2025



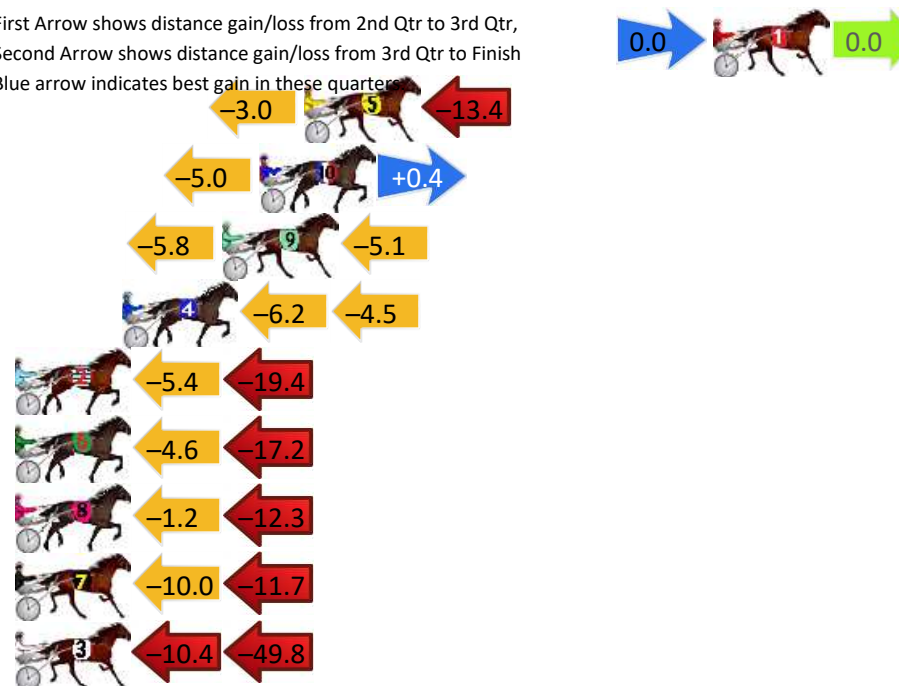
Gross Time: 2:15.10 MileRate: 1:59.20 LeadTime: 13.50s First Qtr: 31.40s Second Qtr: 29.60s Third Qtr: 30.00s Fourth Qtr: 30.60s

DATA TABLE: 800 / 400 Posi's are position from leader and (how wide the horse was at that position)

No	Horse	Plc	Mar	800 Posi	400 Posi	Time	3rd Qtr	4th Qt
1	Frankensteinsbride	1	0.0m	0.0m (0)	0.0m (0)	2:15.10	30.00s	30.60s
5	Escapefromreality	2	16.4m	0.0m (1)	3.0m (1)	2:16.41	30.22s	31.62s
10	Im Boss	3	18.2m	13.6m (1)	18.6m (1)	2:16.56	30.38s	30.57s
9	Jordano	4	19.7m	8.8m (0)	14.6m (0)	2:16.68	30.43s	30.99s
4	Mummas Little Star	5	23.7m	13.0m (0)	19.2m (0)	2:17.00	30.46s	30.94s
2	Shes A Dactyl	6	29.2m	4.4m (0)	9.8m (0)	2:17.44	30.39s	32.08s
6	Kopper Kote	7	31.2m	9.4m (1)	14.0m (2)	2:17.60	30.33s	31.91s
8	Rocknroll Train	8	31.3m	17.8m (0)	19.0m (2)	2:17.61	30.08s	31.54s
7	Nevertellmetheodds	9	61.7m	40.0m (0)	50.0m (0)	2:20.04	30.74s	31.49s
3	Gearsinawhirl	10	64.2m	4.0m (1)	14.4m (1)	2:20.24	30.75s	34.39s

## Finish Position and metres gained

First Arrow shows distance gain/loss from 2nd Qtr to 3rd Qtr,  
Second Arrow shows distance gain/loss from 3rd Qtr to Finish  
Blue arrow indicates best gain in these quarters



# Narrogin Race 4 Distance 2242m

Friday, 27 June 2025

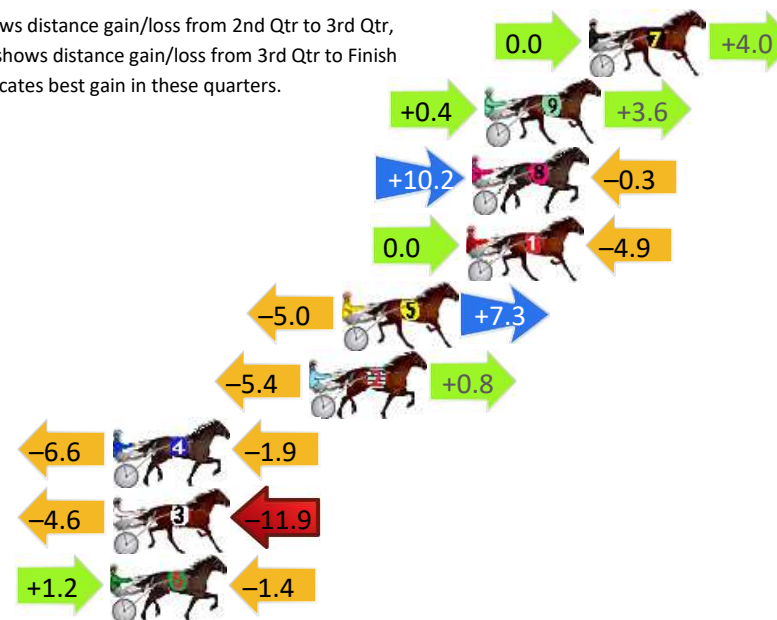
Gross Time: 2:53.80 MileRate: 2:04.80 LeadTime: 48.30s First Qtr: 34.50s Second Qtr: 32.20s Third Qtr: 30.40s Fourth Qtr: 28.40s

DATA TABLE: 800 / 400 Posi's are position from leader and (how wide the horse was at that position)

No	Horse	Plc	Mar	800 Posi	400 Posi	Time	3rd Qtr	4th Qt
7	Skippin Class	1	0.0m	4.0m (0)	4.0m (0)	2:53.80	30.39s	28.12s
9	American Monarch	2	4.2m	8.2m (0)	7.8m (0)	2:54.11	30.36s	28.15s
8	Shes A Mare	3	4.7m	14.6m (1)	4.4m (2)	2:54.15	29.66s	28.42s
1	Classnsmart	4	4.9m	0.0m (0)	0.0m (0)	2:54.17	30.41s	28.75s
5	Pocketful Of Opals	5	9.9m	12.2m (0)	17.2m (0)	2:54.54	30.75s	27.88s
2	Highly Flammable	6	11.2m	6.6m (1)	12.0m (1)	2:54.64	30.79s	28.34s
4	Jingling Jewels	7	19.1m	10.6m (1)	17.2m (1)	2:55.22	30.89s	28.53s
3	Kolisi	8	19.1m	2.6m (1)	7.2m (1)	2:55.22	30.77s	29.24s
6	Priddah	9	19.2m	19.0m (1)	17.8m (2)	2:55.23	30.32s	28.50s

## Finish Position and metres gained

First Arrow shows distance gain/loss from 2nd Qtr to 3rd Qtr,  
Second Arrow shows distance gain/loss from 3rd Qtr to Finish  
Blue arrow indicates best gain in these quarters.



800

Visual positions in race at 2nd Quarter



400

Visual positions in race at 3rd Quarter



Powered by



Harness Analyser

Sectional Analysis Software

Not just form | Free Trial

[www.facebook.com/PJHarnessRacing](http://www.facebook.com/PJHarnessRacing)



RISE Digital, Harness Racing Australia nor the provider accepts any responsibility for the completeness or accuracy of any of the information contained herein, and makes no representations about its suitability for any particular purpose. Users should make their own judgements about those matters and/or seek independent advice. You assume all risks associated with use of data provided on this page



# Narrogin Race 5 Distance 1823m

Friday, 27 June 2025

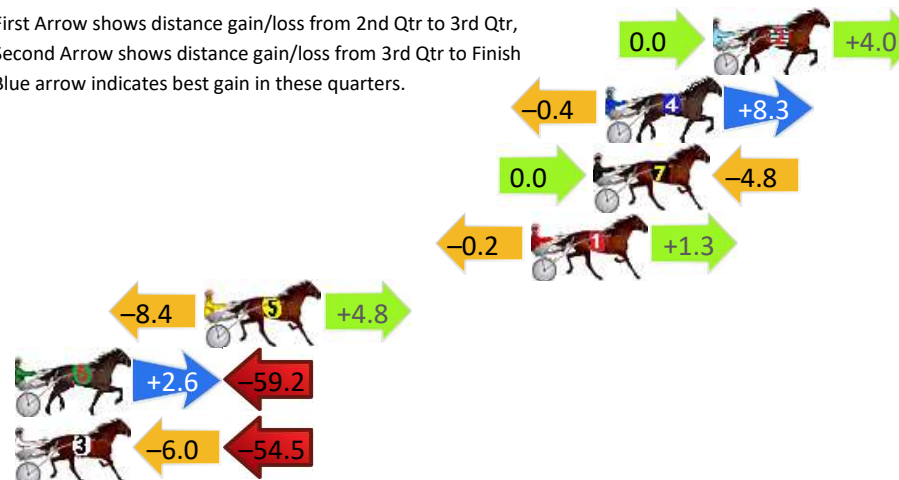
Gross Time: 2:16.60 MileRate: 2:00.60 LeadTime: 14.50s First Qtr: 30.40s Second Qtr: 30.50s Third Qtr: 30.20s Fourth Qtr: 31.00s

DATA TABLE: 800 / 400 Posi's are position from leader and (how wide the horse was at that position)

NoHorse	Plc	Mar	800 Posi	400 Posi	Time	3rd Qtr	4th Qt
2 Sports Central	1	0.0m	4.0m (0)	4.0m (0)	2:16.60	30.20s	30.69s
4 Cracka Tinny	2	4.3m	12.2m (0)	12.6m (0)	2:16.95	30.24s	30.36s
7 Swanbourne Spunk	3	4.8m	0.0m (0)	0.0m (0)	2:16.99	30.20s	31.37s
1 Anyloveisgoodlove	4	7.3m	8.4m (0)	8.6m (0)	2:17.19	30.22s	30.90s
5 Sanford Bart	5	20.4m	16.8m (1)	25.2m (1)	2:18.25	30.84s	30.63s
6 Ciao Babe	6	77.6m	21.0m (1)	18.4m (1)	2:22.89	29.94s	35.56s
3 Graces Star	7	79.9m	19.4m (0)	25.4m (0)	2:23.08	30.60s	35.20s

## Finish Position and metres gained

First Arrow shows distance gain/loss from 2nd Qtr to 3rd Qtr,  
Second Arrow shows distance gain/loss from 3rd Qtr to Finish  
Blue arrow indicates best gain in these quarters.



800

Visual positions in race at 2nd Quarter



400

Visual positions in race at 3rd Quarter



Powered by



Harness Analyser

Sectional Analysis Software

Not just form | Free Trial

[www.facebook.com/PJHarnessRacing](http://www.facebook.com/PJHarnessRacing)



RISE Digital, Harness Racing Australia nor the provider accepts any responsibility for the completeness or accuracy of any of the information contained herein, and makes no representations about its suitability for any particular purpose. Users should make their own judgements about those matters and/or seek independent advice. You assume all risks associated with use of data provided on this page