

# Pinjarra Race 1 Distance 1684m

Monday, 30 June 2025


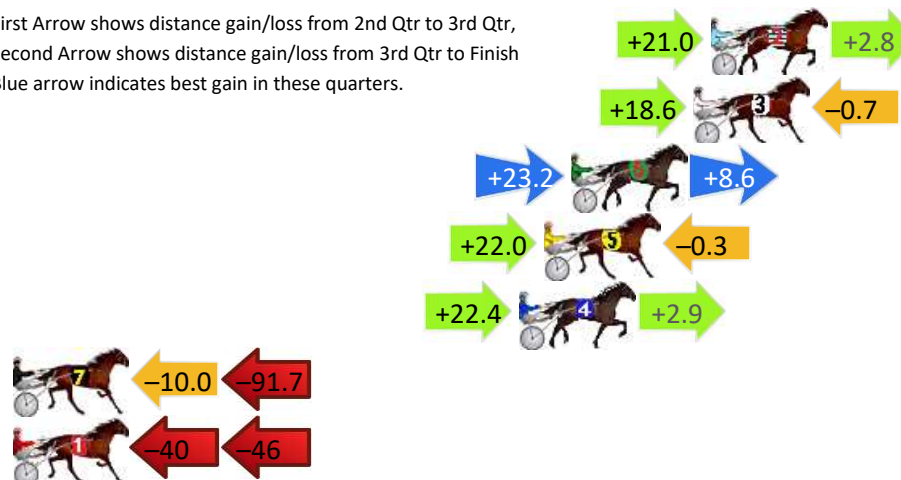
Gross Time: 2:00.80 MileRate: 1:55.40 LeadTime: 5.90s First Qtr: 26.80s Second Qtr: 30.20s Third Qtr: 29.40s Fourth Qtr: 28.50s

DATA TABLE: 800 / 400 Posi's are position from leader and (how wide the horse was at that position)

NoHorse	Plc	Mar	800 Posi	400 Posi	Time	3rd Qtr	4th Qt
2 Slay Queen	1	0.0m	23.8m (0)	2.8m (1)	2:00.80	27.89s	28.30s
3 Cocobolo	2	0.7m	18.6m (0)	0.0m (0)	2:00.85	28.06s	28.55s
6 Im Category Five	3	5.6m	37.4m (0)	14.2m (2)	2:01.22	27.72s	27.89s
5 The Sea Siren	4	6.7m	28.4m (0)	6.4m (2)	2:01.30	27.82s	28.52s
4 Sovereign Jewel	5	7.7m	33.0m (0)	10.6m (1)	2:01.38	27.78s	28.29s
7 Nod From Above	6	101.7m	0.0m (0)	10.0m (0)	2:08.41	30.22s	35.00s
1 Miss Leopatra	7	305.7m	220.0m (0)	260.0m (0)	2:23.68	32.33s	31.74s

## Finish Position and metres gained

First Arrow shows distance gain/loss from 2nd Qtr to 3rd Qtr,  
Second Arrow shows distance gain/loss from 3rd Qtr to Finish  
Blue arrow indicates best gain in these quarters.



# Pinjarra Race 2 Distance 2185m

Monday, 30 June 2025



Gross Time: 2:44.00 MileRate: 2:00.80 LeadTime: 42.80s First Qtr: 31.30s Second Qtr: 30.40s Third Qtr: 28.60s Fourth Qtr: 30.90s

DATA TABLE: 800 / 400 Posi's are position from leader and (how wide the horse was at that position)

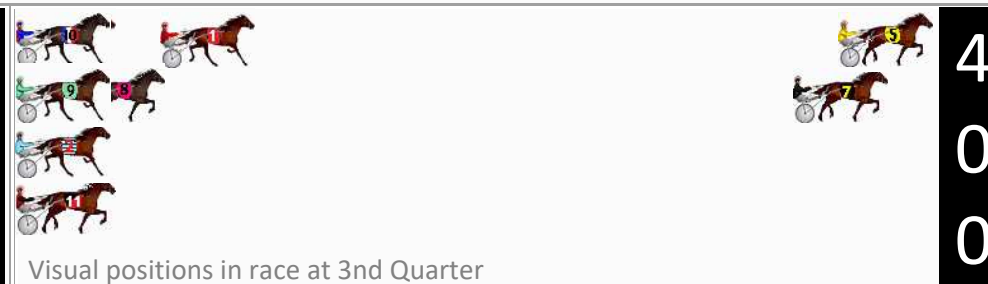
NoHorse	Plc	Mar	800 Posi	400 Posi	Time	3rd Qtr	4th Qt
5 Aldebaran Boyd	1	0.0m	0.0m (0)	0.0m (0)	2:44.00	28.60s	30.90s
7 Thats Not My Gait	2	2.8m	2.4m (1)	1.8m (1)	2:44.23	28.55s	30.98s
10 Dark Secret	3	34.5m	25.2m (1)	41.4m (0)	2:46.79	29.82s	30.37s
9 Dreambigaimhigh	4	43.4m	19.8m (0)	37.4m (1)	2:47.51	29.88s	31.36s
6 Posseidon	5	54.2m	20.8m (1)	45.2m (1)	2:48.38	30.38s	31.59s
8 Elish Star	6	60.8m	10.6m (1)	30.8m (1)	2:48.91	30.01s	33.20s
3 The Beat	7	62.0m	15.6m (0)	33.4m (0)	2:49.01	29.83s	33.10s
1 Lavradore	8	62.9m	6.4m (0)	27.2m (0)	2:49.08	30.04s	33.64s
11 Beefour Bacardi	9	81.8m	23.4m (2)	40.4m (3)	2:50.61	29.74s	34.08s
2 Tilthesunsets	10	101.2m	16.6m (1)	40.8m (2)	2:52.18	30.22s	35.54s
4 Onestep Ahead	11	156.7m	13.2m (2)	65.0m (0)	2:56.66	32.17s	37.94s

## Finish Position and metres gained

First Arrow shows distance gain/loss from 2nd Qtr to 3rd Qtr,  
Second Arrow shows distance gain/loss from 3rd Qtr to Finish  
Blue arrow indicates best gain in these quarters.



Visual positions in race at 2nd Quarter



Visual positions in race at 3rd Quarter



# Pinjarra Race 3 Distance 1177m

Monday, 30 June 2025

Gross Time: 1:23.80

MileRate: 1:54.60

LeadTime: 26.30s

First Qtr:

Second Qtr:

Third Qtr: 28.10s



Fourth Qtr: 29.40s

DATA TABLE: 800 / 400 Posi's are position from leader and (how wide the horse was at that position)

NoHorse	Plc	Mar	800 Posi	400 Posi	Time	3rd Qtr	4th Qt
8 Stapleton	1	0.0m	2.0m (1)	0.0m (1)	1:23.80	27.96s	29.40s
6 Dee Jays Big Boy	2	5.1m	7.4m (1)	4.6m (1)	1:24.19	27.90s	29.44s
9 Gota Good Warhol	3	5.4m	16.8m (1)	12.4m (3)	1:24.22	27.80s	28.89s
2 Perfect Move	4	7.8m	12.6m (0)	9.6m (1)	1:24.40	27.89s	29.27s
7 Hughey	5	10.2m	11.8m (1)	10.8m (2)	1:24.59	28.03s	29.36s
3 Local Resident	6	12.0m	4.6m (0)	5.6m (0)	1:24.73	28.16s	29.87s
10 Straylya	7	15.1m	20.8m (1)	13.4m (0)	1:24.96	27.57s	29.52s
5 Tellmetoattack	8	38.6m	0.0m (0)	1.6m (0)	1:26.78	28.15s	32.10s

## Finish Position and metres gained

First Arrow shows distance gain/loss from 2nd Qtr to 3rd Qtr,  
Second Arrow shows distance gain/loss from 3rd Qtr to Finish  
Blue arrow indicates best gain in these quarters.



Visual positions in race at 2nd Quarter



Visual positions in race at 3rd Quarter

# Pinjarra Race 4 Distance 2185m

Monday, 30 June 2025

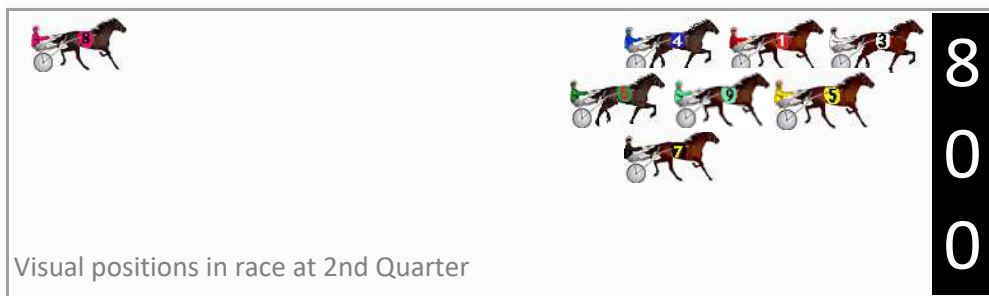
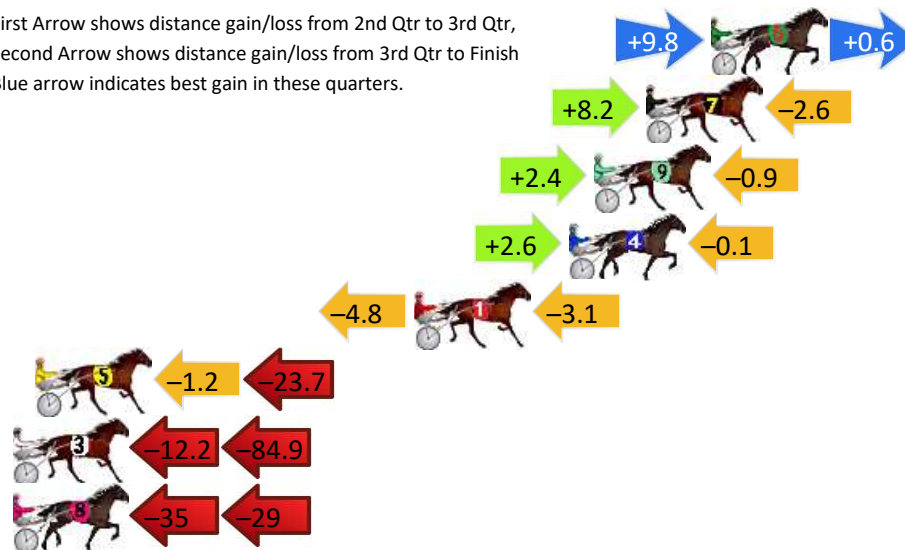
Gross Time: 2:42.10 MileRate: 1:59.40 LeadTime: 42.80s First Qtr: 29.30s Second Qtr: 30.30s Third Qtr: 29.30s Fourth Qtr: 30.40s

DATA TABLE: 800 / 400 Posi's are position from leader and (how wide the horse was at that position)

NoHorse	Plc	Mar	800 Posi	400 Posi	Time	3rd Qtr	4th Qt
6 Sundancer Rainbow	1	0.0m	10.4m (1)	0.6m (2)	2:42.10	28.57s	30.35s
7 Spiritofanangel	2	2.6m	8.2m (2)	0.0m (1)	2:42.31	28.69s	30.60s
9 Synchronizer	3	4.7m	6.2m (1)	3.8m (1)	2:42.47	29.12s	30.47s
4 Ashanti Princess	4	5.7m	8.2m (0)	5.6m (2)	2:42.55	29.11s	30.41s
1 Anyloveisgoodlove	5	11.9m	4.0m (0)	8.8m (1)	2:43.05	29.65s	30.63s
5 Sunshine Swift	6	27.1m	2.2m (1)	3.4m (0)	2:44.26	29.36s	32.19s
3 Lucy Victoria	7	97.1m	0.0m (0)	12.2m (0)	2:49.83	30.09s	36.82s
8 Wahine Toa	8	153.8m	90.0m (0)	125.0m (0)	2:54.34	31.86s	32.58s

## Finish Position and metres gained

First Arrow shows distance gain/loss from 2nd Qtr to 3rd Qtr,  
Second Arrow shows distance gain/loss from 3rd Qtr to Finish  
Blue arrow indicates best gain in these quarters.



Visual positions in race at 2nd Quarter



Visual positions in race at 3rd Quarter



# Pinjarra Race 5 Distance 1177m

Monday, 30 June 2025

Gross Time: 1:25.60

MileRate: 1:57.00

LeadTime: 26.80s

First Qtr:

Second Qtr:

Third Qtr: 29.50s

Fourth Qtr: 29.30s

DATA TABLE: 800 / 400 Posi's are position from leader and (how wide the horse was at that position)

NoHorse	Plc	Mar	800 Posi	400 Posi	Time	3rd Qtr	4th Qt
5 Im Eugene	1	0.0m	11.2m (1)	6.0m (2)	1:25.60	29.12s	28.86s
7 Dream Control	2	0.1m	6.4m (1)	3.2m (1)	1:25.61	29.27s	29.07s
3 Era	3	2.3m	0.0m (0)	0.0m (0)	1:25.78	29.50s	29.47s
8 Cry Havoc	4	4.2m	24.0m (1)	7.2m (1)	1:25.92	28.27s	29.08s
1 Tempt The Stars	5	4.3m	4.0m (0)	4.4m (0)	1:25.93	29.53s	29.29s
6 Mega Mach	6	4.4m	15.2m (1)	10.0m (2)	1:25.94	29.12s	28.89s
10 Theycall Me Stooage	7	5.0m	19.2m (1)	13.6m (3)	1:25.98	29.09s	28.67s
9 Codename Elliot	8	6.6m	9.6m (0)	8.6m (0)	1:26.11	29.43s	29.15s

## Finish Position and metres gained

First Arrow shows distance gain/loss from 2nd Qtr to 3rd Qtr,  
Second Arrow shows distance gain/loss from 3rd Qtr to Finish  
Blue arrow indicates best gain in these quarters.



800

Visual positions in race at 2nd Quarter



400

Visual positions in race at 3rd Quarter



Powered by



Harness Analyser

Sectional Analysis Software

Not just form | Free Trial

[www.facebook.com/PJHarnessRacing](http://www.facebook.com/PJHarnessRacing)



RISE Digital, Harness Racing Australia nor the provider accepts any responsibility for the completeness or accuracy of any of the information contained herein, and makes no representations about its suitability for any particular purpose. Users should make their own judgements about those matters and/or seek independent advice. You assume all risks associated with use of data provided on this page

# Pinjarra Race 6 Distance 2185m

Monday, 30 June 2025


Gross Time: 2:43.60 MileRate: 2:00.50 LeadTime: 43.90s First Qtr: 31.30s Second Qtr: 30.00s Third Qtr: 29.00s Fourth Qtr: 29.40s

DATA TABLE: 800 / 400 Posi's are position from leader and (how wide the horse was at that position)

No	Horse	Plc	Mar	800 Posi	400 Posi	Time	3rd Qtr	4th Qt
2	The Swindler	1	0.0m	0.0m (0)	0.0m (0)	2:43.60	29.00s	29.40s
8	World Of Rock	2	9.0m	8.0m (0)	8.2m (0)	2:44.29	29.01s	29.46s
1	Tilly Swift	3	9.2m	4.0m (0)	4.2m (0)	2:44.31	29.01s	29.77s
7	Idealincider	4	19.5m	12.2m (0)	12.4m (0)	2:45.10	29.01s	29.92s
10	Goggins	5	24.2m	7.0m (1)	6.2m (2)	2:45.47	28.93s	30.72s
12	Altar	6	25.6m	21.0m (1)	11.6m (2)	2:45.57	28.31s	30.42s
9	Major Blue Eyes	7	30.2m	16.4m (1)	8.4m (3)	2:45.93	28.41s	30.99s
6	Blind Edition	8	31.0m	16.6m (0)	17.0m (0)	2:45.99	29.02s	30.42s
5	Lowlands Beach Boy	9	32.9m	25.2m (1)	17.4m (2)	2:46.14	28.43s	30.53s
11	Alta King	10	36.4m	2.8m (1)	3.6m (1)	2:46.41	29.04s	31.80s
3	Welloiled	11	45.4m	12.0m (1)	12.0m (1)	2:47.10	28.98s	31.84s
4	Maple Maree	12	79.3m	22.2m (0)	24.0m (0)	2:49.71	29.10s	33.44s


## Finish Position and metres gained

First Arrow shows distance gain/loss from 2nd Qtr to 3rd Qtr,  
Second Arrow shows distance gain/loss from 3rd Qtr to Finish  
Blue arrow indicates best gain in these quarters.



Visual positions in race at 2nd Quarter

800



Visual positions in race at 3rd Quarter

400



Powered by



Harness Analyser

Sectional Analysis Software

Not just form | Free Trial

[www.facebook.com/PJHarnessRacing](http://www.facebook.com/PJHarnessRacing)



RISE Digital, Harness Racing Australia nor the provider accepts any responsibility for the completeness or accuracy of any of the information contained herein, and makes no representations about its suitability for any particular purpose. Users should make their own judgements about those matters and/or seek independent advice. You assume all risks associated with use of data provided on this page

# Pinjarra Race 7 Distance 2185m

Monday, 30 June 2025


Gross Time: 2:42.80 MileRate: 1:59.90 LeadTime: 42.90s First Qtr: 32.20s Second Qtr: 30.20s Third Qtr: 27.70s Fourth Qtr: 29.80s

DATA TABLE: 800 / 400 Posi's are position from leader and (how wide the horse was at that position)

No	Horse	Plc	Mar	800 Posi	400 Posi	Time	3rd Qtr	4th Qt
11	Major Disco	1	0.0m	0.0m (0)	0.0m (0)	2:42.80	27.70s	29.80s
7	Bull Shark Betty	2	1.6m	8.0m (2)	6.2m (1)	2:42.92	27.58s	29.46s
3	Write Rite Right	3	3.0m	4.0m (0)	4.2m (0)	2:43.03	27.72s	29.71s
8	Boom It Up	4	5.3m	12.4m (0)	14.2m (0)	2:43.21	27.85s	29.14s
12	Pinjarra Rocks	5	9.4m	3.6m (1)	1.6m (1)	2:43.53	27.54s	30.38s
6	Boy Blue	6	14.8m	12.4m (2)	10.8m (1)	2:43.96	27.58s	30.10s
1	Taylors Boy Fred	7	16.7m	8.2m (0)	9.4m (0)	2:44.10	27.77s	30.34s
5	Blitzar	8	25.8m	16.6m (0)	26.2m (1)	2:44.81	28.39s	29.77s
10	Agent Andy	9	30.6m	21.0m (0)	23.8m (0)	2:45.19	27.88s	30.30s
4	Azione	10	37.7m	17.0m (1)	23.4m (2)	2:45.74	28.12s	30.86s
9	Shesa Delight	11	46.5m	10.8m (1)	22.2m (1)	2:46.43	28.45s	31.60s
2	Float My Boat	12	47.4m	25.6m (0)	27.6m (2)	2:46.50	27.79s	31.27s


## Finish Position and metres gained

First Arrow shows distance gain/loss from 2nd Qtr to 3rd Qtr,  
Second Arrow shows distance gain/loss from 3rd Qtr to Finish  
Blue arrow indicates best gain in these quarters.



800

Visual positions in race at 2nd Quarter



400

Visual positions in race at 3rd Quarter



Powered by



Harness Analyser

Sectional Analysis Software

Not just form | Free Trial

[www.facebook.com/PJHarnessRacing](http://www.facebook.com/PJHarnessRacing)



RISE Digital, Harness Racing Australia nor the provider accepts any responsibility for the completeness or accuracy of any of the information contained herein, and makes no representations about its suitability for any particular purpose. Users should make their own judgements about those matters and/or seek independent advice. You assume all risks associated with use of data provided on this page



# Pinjarra Race 8 Distance 1684m

Monday, 30 June 2025

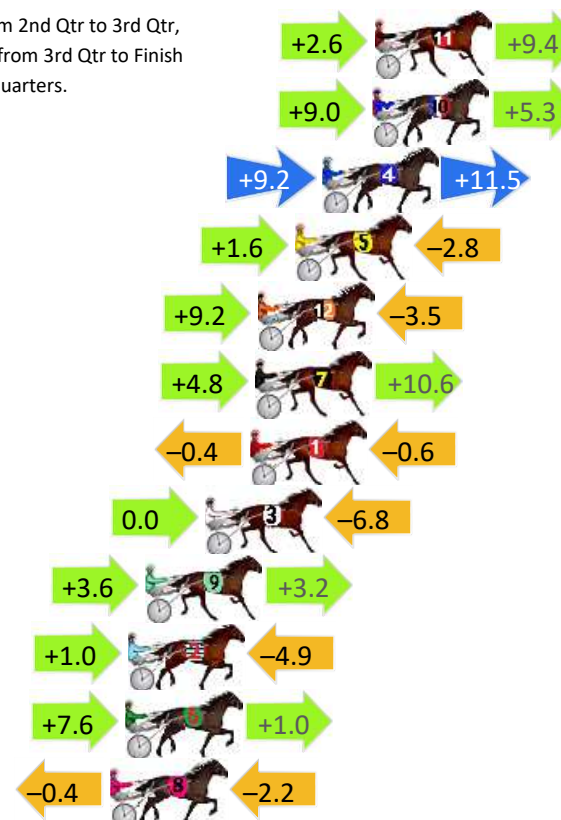
Gross Time: 2:03.30 MileRate: 1:57.80 LeadTime: 5.30s First Qtr: 29.30s Second Qtr: 30.20s Third Qtr: 28.60s Fourth Qtr: 29.90s

DATA TABLE: 800 / 400 Posi's are position from leader and (how wide the horse was at that position)

No	Horse	Plc	Mar	800 Posi	400 Posi	Time	3rd Qtr	4th Qt
11	Barbados	1	0.0m	12.0m (0)	9.4m (2)	2:03.30	28.43s	29.20s
10	Blockjorg	2	0.1m	14.4m (1)	5.4m (2)	2:03.31	27.95s	29.51s
4	Dat Lovely	3	2.1m	22.8m (1)	13.6m (2)	2:03.46	27.95s	29.05s
5	Big Bozz	4	3.2m	2.0m (1)	0.4m (1)	2:03.55	28.48s	30.11s
12	Jiliby Mojito	5	4.7m	10.4m (1)	1.2m (2)	2:03.67	27.93s	30.16s
7	The Inside Scoop	6	4.8m	20.2m (0)	15.4m (1)	2:03.68	28.27s	29.11s
1	Bonstar	7	5.0m	4.0m (0)	4.4m (0)	2:03.69	28.63s	29.94s
3	Trittrittbangbang	8	6.8m	0.0m (0)	0.0m (0)	2:03.83	28.59s	30.41s
9	Im Grafter	9	9.2m	16.0m (0)	12.4m (0)	2:04.02	28.34s	29.66s
2	Times Tickin	10	9.9m	6.0m (1)	5.0m (1)	2:04.08	28.52s	30.26s
6	Switch Blade	11	10.0m	18.6m (1)	11.0m (1)	2:04.08	28.05s	29.83s
8	Fiord	12	10.6m	8.0m (0)	8.4m (0)	2:04.13	28.63s	30.06s


## Finish Position and metres gained

First Arrow shows distance gain/loss from 2nd Qtr to 3rd Qtr,  
Second Arrow shows distance gain/loss from 3rd Qtr to Finish  
Blue arrow indicates best gain in these quarters.



800

Visual positions in race at 2nd Quarter



400

Visual positions in race at 3rd Quarter



Powered by



Harness Analyser

Sectional Analysis Software

Not just form | Free Trial

www.facebook.com/PJHarnessRacing



RISE Digital, Harness Racing Australia nor the provider accepts any responsibility for the completeness or accuracy of any of the information contained herein, and makes no representations about its suitability for any particular purpose. Users should make their own judgements about those matters and/or seek independent advice. You assume all risks associated with use of data provided on this page



# Pinjarra Race 9 Distance 2185m

Monday, 30 June 2025



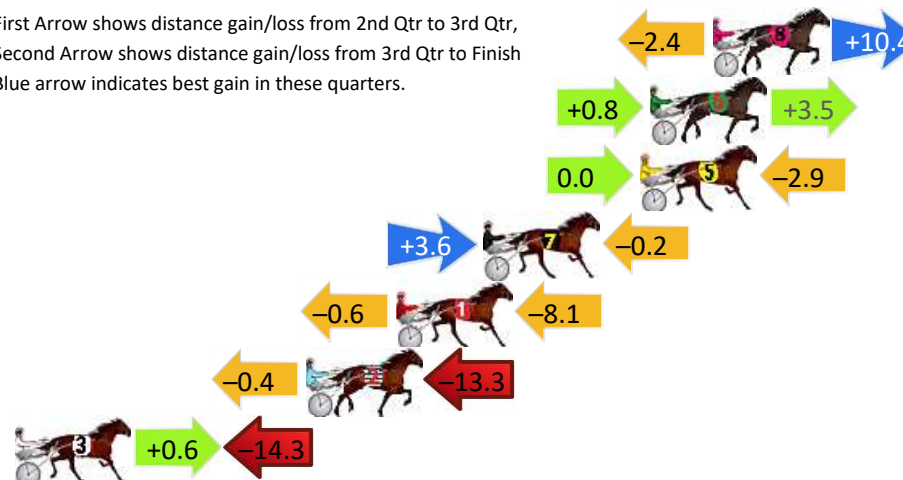
Gross Time: 2:39.30 MileRate: 1:57.30 LeadTime: 42.80s First Qtr: 31.20s Second Qtr: 29.20s Third Qtr: 27.40s Fourth Qtr: 28.70s

DATA TABLE: 800 / 400 Posi's are position from leader and (how wide the horse was at that position)

NoHorse	Plc	Mar	800 Posi	400 Posi	Time	3rd Qtr	4th Qt
8 Castella Dellacqua	1	0.0m	8.0m (0)	10.4m (2)	2:39.30	27.58s	27.96s
6 Dame Valour	2	2.5m	6.8m (1)	6.0m (2)	2:39.49	27.35s	28.45s
5 Maximum Rock	3	2.9m	0.0m (0)	0.0m (0)	2:39.52	27.40s	28.91s
7 Auckland Jet	4	9.2m	12.6m (0)	9.0m (0)	2:39.99	27.15s	28.71s
1 World Secret	5	12.7m	4.0m (0)	4.6m (0)	2:40.26	27.43s	29.28s
2 Rellim	6	16.3m	2.6m (1)	3.0m (1)	2:40.53	27.41s	29.65s
3 Velocipede	7	30.3m	16.6m (0)	16.0m (0)	2:41.58	27.34s	29.72s

## Finish Position and metres gained

First Arrow shows distance gain/loss from 2nd Qtr to 3rd Qtr,  
Second Arrow shows distance gain/loss from 3rd Qtr to Finish  
Blue arrow indicates best gain in these quarters.



# Pinjarra Race 10 Distance 1177m

Monday, 30 June 2025

Gross Time: 1:24.50

MileRate: 1:55.50

LeadTime: 26.10s

First Qtr:

Second Qtr:

Third Qtr: 28.80s

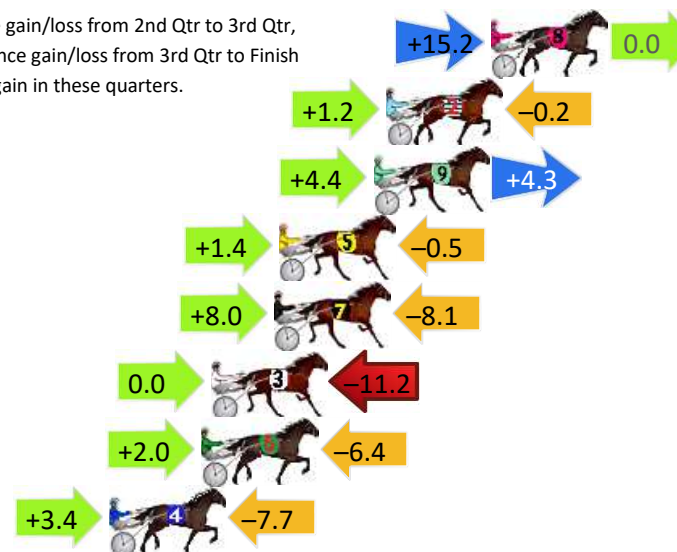
Fourth Qtr: 29.60s

DATA TABLE: 800 / 400 Posi's are position from leader and (how wide the horse was at that position)

NoHorse	Plc	Mar	800 Posi	400 Posi	Time	3rd Qtr	4th Qt
8 Karaoke Star	1	0.0m	15.2m (1)	0.0m (2)	1:24.50	27.70s	29.60s
2 Hes Thunder	2	4.2m	5.2m (0)	4.0m (0)	1:24.83	28.71s	29.61s
9 Bealawyer	3	4.7m	13.4m (0)	9.0m (1)	1:24.86	28.48s	29.28s
5 Sun And Sand	4	8.5m	9.4m (0)	8.0m (0)	1:25.16	28.70s	29.64s
7 Ashima	5	8.7m	8.6m (2)	0.6m (1)	1:25.17	28.21s	30.20s
3 Cohlin	6	11.2m	0.0m (0)	0.0m (0)	1:25.37	28.79s	30.42s
6 Heavenly Bliss	7	11.6m	7.2m (1)	5.2m (1)	1:25.40	28.65s	30.07s
4 Elephant Rock	8	15.3m	11.0m (1)	7.6m (2)	1:25.69	28.55s	30.17s

## Finish Position and metres gained

First Arrow shows distance gain/loss from 2nd Qtr to 3rd Qtr,  
Second Arrow shows distance gain/loss from 3rd Qtr to Finish  
Blue arrow indicates best gain in these quarters.



800

Visual positions in race at 2nd Quarter



400

Visual positions in race at 3rd Quarter



Powered by



Harness Analyser

Sectional Analysis Software

Not just form | Free Trial

[www.facebook.com/PJHarnessRacing](http://www.facebook.com/PJHarnessRacing)



RISE Digital, Harness Racing Australia nor the provider accepts any responsibility for the completeness or accuracy of any of the information contained herein, and makes no representations about its suitability for any particular purpose. Users should make their own judgements about those matters and/or seek independent advice. You assume all risks associated with use of data provided on this page