

Northam Race 1 Distance 1780m

Saturday, 28 June 2025



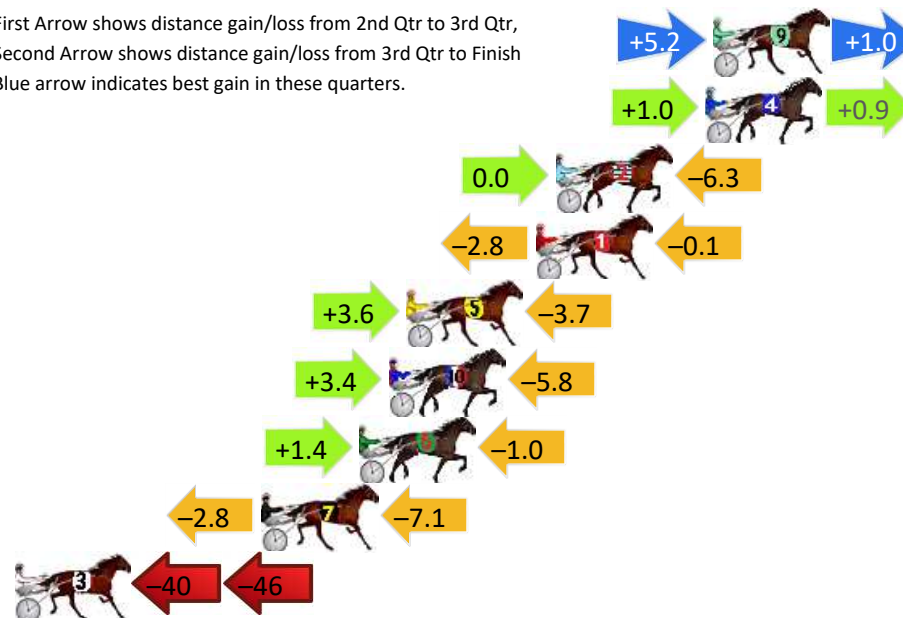
Gross Time: 2:11.60 MileRate: 1:59.00 LeadTime: 12.90s First Qtr: 30.90s Second Qtr: 30.90s Third Qtr: 28.60s Fourth Qtr: 28.30s

DATA TABLE: 800 / 400 Posi's are position from leader and (how wide the horse was at that position)

No	Horse	Plc	Mar	800 Posi	400 Posi	Time	3rd Qtr	4th Qt
9	Majestic Lombo	1	0.0m	6.2m (1)	1.0m (2)	2:11.60	28.23s	28.23s
4	Strong The Striker	2	0.3m	2.2m (1)	1.2m (1)	2:11.62	28.53s	28.24s
2	Mink	3	6.3m	0.0m (0)	0.0m (0)	2:12.07	28.60s	28.74s
1	The Slippery Dip	4	7.1m	4.2m (0)	7.0m (0)	2:12.13	28.80s	28.31s
5	Copper Fine	5	12.3m	12.2m (0)	8.6m (1)	2:12.51	28.35s	28.56s
10	Butter Me Up	6	13.0m	10.6m (1)	7.2m (2)	2:12.57	28.36s	28.71s
6	Little China Girl	7	14.2m	14.6m (1)	13.2m (1)	2:12.66	28.50s	28.37s
7	Ikes Got The Mike	8	18.1m	8.2m (0)	11.0m (0)	2:12.95	28.80s	28.80s
3	Lord Vincentius	9	185.6m	100.0m (0)	140.0m (0)	2:25.40	31.45s	31.51s

Finish Position and metres gained

First Arrow shows distance gain/loss from 2nd Qtr to 3rd Qtr,
Second Arrow shows distance gain/loss from 3rd Qtr to Finish
Blue arrow indicates best gain in these quarters.



Northam Race 2 Distance 2190m

Saturday, 28 June 2025



Gross Time: 2:44.70 MileRate: 2:01.00 LeadTime: 43.30s First Qtr: 32.60s Second Qtr: 31.50s Third Qtr: 28.70s Fourth Qtr: 28.60s

DATA TABLE: 800 / 400 Posi's are position from leader and (how wide the horse was at that position)


No	Horse	Plc	Mar	800 Posi	400 Posi	Time	3rd Qtr	4th Qt
5	This Time Jacko	1	0.0m	0.0m (0)	0.0m (0)	2:44.70	28.70s	28.60s
9	Telkem Jay	2	2.2m	1.6m (1)	2.4m (1)	2:44.87	28.76s	28.59s
7	Velvet Shadow	3	7.4m	11.8m (0)	8.4m (0)	2:45.26	28.46s	28.53s
8	Zuede	4	12.1m	9.8m (1)	11.2m (1)	2:45.61	28.80s	28.66s
1	Satan Princess	5	13.8m	7.8m (0)	7.4m (1)	2:45.74	28.67s	29.06s
10	Ciao Babe	6	14.1m	16.2m (0)	14.4m (0)	2:45.76	28.57s	28.58s
6	Ekara Navajo	7	15.3m	14.0m (1)	11.0m (2)	2:45.85	28.49s	28.91s
3	Carmela Domenica	8	16.1m	3.8m (0)	4.0m (0)	2:45.91	28.72s	29.46s
4	Hot Cinder	9	25.1m	18.2m (1)	21.2m (0)	2:46.59	28.91s	28.88s
2	Just A Happy Man	10	34.4m	5.8m (1)	15.8m (1)	2:47.28	29.41s	29.92s

Finish Position and metres gained

First Arrow shows distance gain/loss from 2nd Qtr to 3rd Qtr, Second Arrow shows distance gain/loss from 3rd Qtr to Finish Blue arrow indicates best gain in these quarters.



Visual positions in race at 2nd Quarter



Visual positions in race at 3rd Quarter

Northam Race 3 Distance 1780m

Saturday, 28 June 2025


Gross Time: 2:09.10 MileRate: 1:56.70 LeadTime: 12.80s First Qtr: 29.20s Second Qtr: 29.30s Third Qtr: 28.80s Fourth Qtr: 29.00s

DATA TABLE: 800 / 400 Posi's are position from leader and (how wide the horse was at that position)

NoHorse	Plc	Mar	800 Posi	400 Posi	Time	3rd Qtr	4th Qt
2 Apologize	1	0.0m	0.0m (0)	0.0m (0)	2:09.10	28.80s	29.00s
4 Your Grace	2	0.3m	11.8m (0)	11.0m (1)	2:09.12	28.75s	28.23s
1 Manea	3	1.4m	4.0m (0)	4.4m (0)	2:09.21	28.83s	28.78s
10 Strauny	4	2.5m	0.0m (1)	2.0m (1)	2:09.29	28.94s	29.04s
9 Pushbutton Rock	5	2.8m	8.0m (1)	5.4m (2)	2:09.31	28.61s	28.81s
8 Brulee	6	5.0m	4.0m (1)	6.6m (1)	2:09.48	28.99s	28.88s
7 Don Diablo	7	5.4m	8.0m (0)	8.4m (0)	2:09.51	28.83s	28.78s
6 Alta Freeway	8	6.9m	16.4m (1)	14.8m (1)	2:09.63	28.69s	28.43s
3 Ourfirstimpression	9	12.0m	15.8m (0)	17.6m (0)	2:10.01	28.93s	28.60s
5 Bettor Have Faith	10	13.3m	12.2m (1)	12.4m (2)	2:10.11	28.81s	29.06s

Finish Position and metres gained

First Arrow shows distance gain/loss from 2nd Qtr to 3rd Qtr,
Second Arrow shows distance gain/loss from 3rd Qtr to Finish
Blue arrow indicates best gain in these quarters.



Visual positions in race at 2nd Quarter



Visual positions in race at 3rd Quarter



Powered by



Harness Analyser

Sectional Analysis Software

Not just form | Free Trial

www.facebook.com/PJHarnessRacing



RISE Digital, Harness Racing Australia nor the provider accepts any responsibility for the completeness or accuracy of any of the information contained herein, and makes no representations about its suitability for any particular purpose. Users should make their own judgements about those matters and/or seek independent advice. You assume all risks associated with use of data provided on this page

Northam Race 4 Distance 2190m

Saturday, 28 June 2025

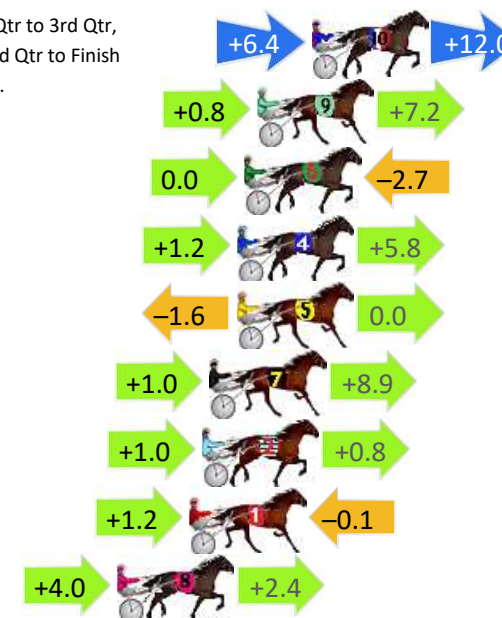
Gross Time: 2:44.20 MileRate: 2:00.70 LeadTime: 45.10s First Qtr: 30.90s Second Qtr: 30.20s Third Qtr: 28.90s Fourth Qtr: 29.10s

DATA TABLE: 800 / 400 Posi's are position from leader and (how wide the horse was at that position)

NoHorse	Plc	Mar	800 Posi	400 Posi	Time	3rd Qtr	4th Qt
10 Beyond Bling	1	0.0m	18.4m (1)	12.0m (3)	2:44.20	28.44s	28.23s
9 Acuto	2	2.2m	10.2m (1)	9.4m (2)	2:44.37	28.84s	28.58s
6 Alexandra Thegreat	3	2.7m	0.0m (0)	0.0m (0)	2:44.41	28.90s	29.30s
4 You Fly With Me	4	3.0m	10.0m (0)	8.8m (0)	2:44.43	28.81s	28.68s
5 Lets Rock Tonight	4	3.0m	1.4m (1)	3.0m (1)	2:44.43	29.02s	29.10s
7 Rising Spirit	6	4.1m	14.0m (0)	13.0m (0)	2:44.51	28.83s	28.46s
2 Goodonya Mate	7	4.4m	6.2m (1)	5.2m (2)	2:44.54	28.83s	29.04s
1 Just All Style	8	4.9m	6.0m (0)	4.8m (0)	2:44.57	28.81s	29.11s
8 Jamie Kim	9	7.8m	14.2m (1)	10.2m (1)	2:44.80	28.61s	28.93s

Finish Position and metres gained

First Arrow shows distance gain/loss from 2nd Qtr to 3rd Qtr, Second Arrow shows distance gain/loss from 3rd Qtr to Finish
Blue arrow indicates best gain in these quarters.



800

Visual positions in race at 2nd Quarter



400

Visual positions in race at 3rd Quarter



Powered by



Harness Analyser

Sectional Analysis Software

Not just form | Free Trial

www.facebook.com/PJHarnessRacing



RISE Digital, Harness Racing Australia nor the provider accepts any responsibility for the completeness or accuracy of any of the information contained herein, and makes no representations about its suitability for any particular purpose. Users should make their own judgements about those matters and/or seek independent advice. You assume all risks associated with use of data provided on this page

Northam Race 5 Distance 2560m

Saturday, 28 June 2025

Gross Time: 3:13.60

MileRate: 2:01.70

LeadTime: 77.20s

First Qtr: 31.80s

Second Qtr: 28.80s

Third Qtr: 27.50s



Fourth Qtr: 28.30s

DATA TABLE: 800 / 400 Posi's are position from leader and (how wide the horse was at that position)

No	Horse	Plc	Mar	800 Posi	400 Posi	Time	3rd Qtr	4th Qt
3	Dawson	1	0.0m	0.4m (0)	0.0m (0)	3:13.60	27.47s	28.30s
10	Chilli Punter	2	12.1m	17.8m (0)	15.8m (1)	3:14.50	27.36s	28.04s
8	My Silver Spoon	3	13.4m	9.0m (0)	9.2m (2)	3:14.60	27.51s	28.60s
7	Feeling Aces	4	16.9m	13.6m (0)	12.2m (0)	3:14.86	27.40s	28.63s
1	Yankee Lincoln	5	27.4m	4.6m (0)	7.0m (0)	3:15.64	27.65s	29.74s
5	Codename Marcus	6	28.0m	15.2m (2)	20.2m (1)	3:15.68	27.84s	28.85s
4	Minor Catastrophe	7	30.6m	12.4m (1)	26.2m (1)	3:15.88	28.45s	28.61s
6	Lucienne	8	30.9m	16.6m (1)	23.2m (0)	3:15.90	27.95s	28.84s
14	Twobob Cracker	9	31.6m	0.0m (1)	6.6m (1)	3:15.95	27.93s	30.06s
13	Ideal Tomado	10	32.3m	20.4m (2)	25.0m (3)	3:16.00	27.81s	28.81s
2	Jill Mach	11	54.6m	8.4m (1)	26.6m (2)	3:17.66	28.73s	30.27s
12	Thelittle Master	12	188.6m	120.0m (0)	155.0m (0)	3:27.62	29.89s	30.66s

Finish Position and metres gained

First Arrow shows distance gain/loss from 2nd Qtr to 3rd Qtr,
Second Arrow shows distance gain/loss from 3rd Qtr to Finish
Blue arrow indicates best gain in these quarters.



Northam Race 6 Distance 1780m

Saturday, 28 June 2025



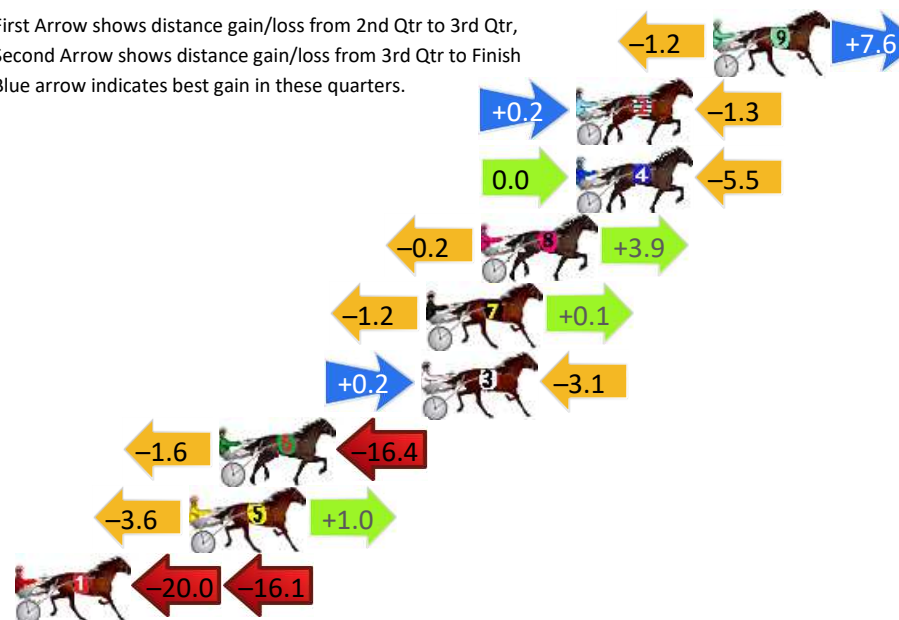
Gross Time: 2:11.70 MileRate: 1:59.10 LeadTime: 12.80s First Qtr: 30.10s Second Qtr: 30.90s Third Qtr: 29.20s Fourth Qtr: 28.70s

DATA TABLE: 800 / 400 Posi's are position from leader and (how wide the horse was at that position)

No	Horse	Plc	Mar	800 Posi	400 Posi	Time	3rd Qtr	4th Qt
9	Official Rock	1	0.0m	6.4m (1)	7.6m (1)	2:11.70	29.28s	28.16s
2	No Messing About	2	5.5m	4.4m (0)	4.2m (0)	2:12.11	29.19s	28.79s
4	Gelsomino Amal	3	5.5m	0.0m (0)	0.0m (0)	2:12.11	29.20s	29.09s
8	Head Office	4	9.3m	13.0m (0)	13.2m (0)	2:12.40	29.21s	28.42s
7	Ladieshavtime	5	11.5m	10.4m (1)	11.6m (1)	2:12.57	29.29s	28.69s
3	Batavia West	6	11.7m	8.8m (0)	8.6m (0)	2:12.58	29.19s	28.92s
6	Shes All Go	7	19.8m	1.8m (1)	3.4m (1)	2:13.19	29.33s	29.87s
5	Watching Lippy	8	21.0m	18.4m (0)	22.0m (0)	2:13.28	29.46s	28.63s
1	Kia Ora Lou	9	71.1m	35.0m (0)	55.0m (0)	2:17.06	30.65s	29.85s

Finish Position and metres gained

First Arrow shows distance gain/loss from 2nd Qtr to 3rd Qtr,
Second Arrow shows distance gain/loss from 3rd Qtr to Finish
Blue arrow indicates best gain in these quarters.



Northam Race 7 Distance 2190m

Saturday, 28 June 2025

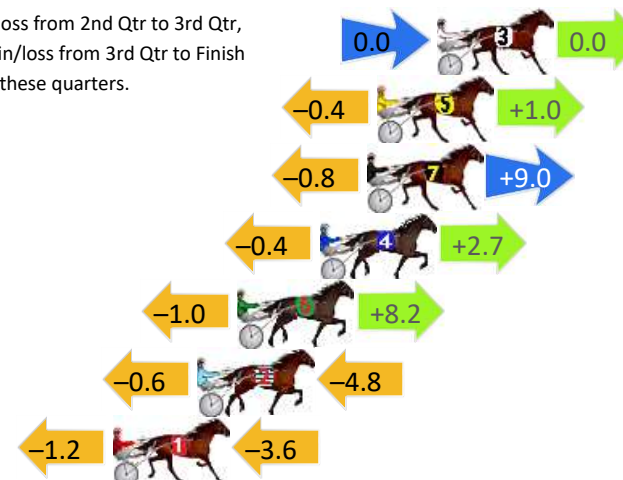
Gross Time: 2:43.60 MileRate: 2:00.20 LeadTime: 44.30s First Qtr: 31.60s Second Qtr: 30.20s Third Qtr: 29.30s Fourth Qtr: 28.20s

DATA TABLE: 800 / 400 Posi's are position from leader and (how wide the horse was at that position)

NoHorse	Plc	Mar	800 Posi	400 Posi	Time	3rd Qtr	4th Qt
3 Mysta Moon Walker	1	0.0m	0.0m (0)	0.0m (0)	2:43.60	29.30s	28.20s
5 When In Vegas	2	2.4m	3.0m (1)	3.4m (1)	2:43.78	29.33s	28.13s
7 Como El Viento	3	2.8m	11.0m (1)	11.8m (1)	2:43.81	29.34s	27.57s
4 Into The Future	4	4.7m	7.0m (1)	7.4m (1)	2:43.95	29.32s	28.01s
6 Jaxs Ideal	5	8.0m	15.2m (1)	16.2m (1)	2:44.19	29.36s	27.63s
2 Lillie Queen	6	9.6m	4.2m (0)	4.8m (0)	2:44.31	29.35s	28.54s
1 Athreeshoteagle	7	13.0m	8.2m (0)	9.4m (0)	2:44.56	29.39s	28.45s

Finish Position and metres gained

First Arrow shows distance gain/loss from 2nd Qtr to 3rd Qtr,
Second Arrow shows distance gain/loss from 3rd Qtr to Finish
Blue arrow indicates best gain in these quarters.



800

Visual positions in race at 2nd Quarter



400

Visual positions in race at 3rd Quarter



Powered by



Harness Analyser

Sectional Analysis Software

Not just form | Free Trial

www.facebook.com/PJHarnessRacing



RISE Digital, Harness Racing Australia nor the provider accepts any responsibility for the completeness or accuracy of any of the information contained herein, and makes no representations about its suitability for any particular purpose. Users should make their own judgements about those matters and/or seek independent advice. You assume all risks associated with use of data provided on this page