

Gloucester Park Race 1 Distance 1730m

Friday, 27 June 2025


Gross Time: 2:01.90 MileRate: 1:53.40 LeadTime: 7.50s First Qtr: 28.30s Second Qtr: 29.10s Third Qtr: 29.20s Fourth Qtr: 27.80s

DATA TABLE: 800 / 400 Posi's are position from leader and (how wide the horse was at that position)

No	Horse	Plc	Mar	800 Posi	400 Posi	Time	3rd Qtr	4th Qt
8	Caberneigh	1	0.0m	0.0m (0)	0.0m (0)	2:01.90	29.20s	27.80s
1	Pocket The Change	2	7.7m	3.9m (0)	4.8m (0)	2:02.46	29.26s	28.02s
6	Winegum	3	8.1m	17.7m (0)	7.7m (2)	2:02.49	28.46s	27.85s
2	Franco Mecca	4	11.5m	7.8m (0)	8.5m (0)	2:02.74	29.24s	28.04s
10	Tantabiddi	5	12.0m	5.0m (1)	2.9m (2)	2:02.78	29.04s	28.47s
7	Heavenly Wage	6	12.5m	21.9m (0)	12.2m (2)	2:02.81	28.48s	27.85s
5	Alta Allure	7	14.2m	1.1m (1)	2.6m (1)	2:02.94	29.30s	28.66s
9	Me Flash	8	15.4m	11.9m (0)	13.0m (0)	2:03.03	29.26s	28.01s
4	Spring Line	9	16.6m	9.4m (1)	7.9m (1)	2:03.11	29.08s	28.45s
3	Mikipelo	10	27.5m	13.6m (1)	8.0m (3)	2:03.91	28.79s	29.24s

Finish Position and metres gained

First Arrow shows distance gain/loss from 2nd Qtr to 3rd Qtr,
Second Arrow shows distance gain/loss from 3rd Qtr to Finish
Blue arrow indicates best gain in these quarters.



800

Visual positions in race at 2nd Quarter



400

Visual positions in race at 3rd Quarter



Powered by



Harness Analyser

Sectional Analysis Software

Not just form | Free Trial

www.facebook.com/PJHarnessRacing



RISE Digital, Harness Racing Australia nor the provider accepts any responsibility for the completeness or accuracy of any of the information contained herein, and makes no representations about its suitability for any particular purpose. Users should make their own judgements about those matters and/or seek independent advice. You assume all risks associated with use of data provided on this page

Gloucester Park Race 2 Distance 2130m

Friday, 27 June 2025

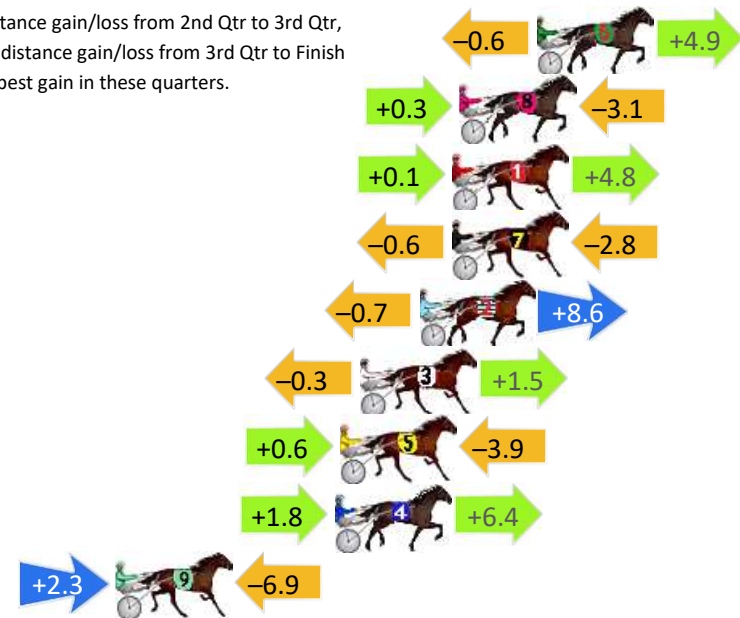
Gross Time: 2:32.80 MileRate: 1:55.50 LeadTime: 36.10s First Qtr: 31.30s Second Qtr: 28.70s Third Qtr: 28.10s Fourth Qtr: 28.60s

DATA TABLE: 800 / 400 Posi's are position from leader and (how wide the horse was at that position)

No	Horse	Plc	Mar	800 Posi	400 Posi	Time	3rd Qtr	4th Qt
6	Paul Edward	1	0.0m	4.3m (1)	4.9m (1)	2:32.80	28.14s	28.26s
8	Longreach Bay	2	3.1m	0.3m (0)	0.0m (0)	2:33.03	28.08s	28.83s
1	Beat The Bank	3	3.4m	8.3m (0)	8.2m (0)	2:33.06	28.10s	28.28s
7	Skylou	4	3.4m	0.0m (1)	0.6m (1)	2:33.06	28.14s	28.81s
2	Lil Happy Fella	5	4.7m	12.6m (0)	13.3m (0)	2:33.15	28.16s	28.01s
3	Cordero	6	7.1m	8.3m (1)	8.6m (1)	2:33.33	28.12s	28.53s
5	Flying Rumour	7	7.9m	4.6m (0)	4.0m (0)	2:33.39	28.06s	28.91s
4	Rock Me Over	8	8.1m	16.3m (0)	14.5m (1)	2:33.41	27.98s	28.19s
9	Bluto	9	16.9m	12.3m (1)	10.0m (2)	2:34.07	27.94s	29.17s

Finish Position and metres gained

First Arrow shows distance gain/loss from 2nd Qtr to 3rd Qtr,
Second Arrow shows distance gain/loss from 3rd Qtr to Finish
Blue arrow indicates best gain in these quarters.



800

Visual positions in race at 2nd Quarter



400

Visual positions in race at 3rd Quarter



Powered by



Harness Analyser

Sectional Analysis Software

Not just form | Free Trial

www.facebook.com/PJHarnessRacing



RISE Digital, Harness Racing Australia nor the provider accepts any responsibility for the completeness or accuracy of any of the information contained herein, and makes no representations about its suitability for any particular purpose. Users should make their own judgements about those matters and/or seek independent advice. You assume all risks associated with use of data provided on this page

Gloucester Park Race 3 Distance 1730m

Friday, 27 June 2025


Gross Time: 2:01.70 MileRate: 1:53.20 LeadTime: 7.50s First Qtr: 28.30s Second Qtr: 28.70s Third Qtr: 28.60s Fourth Qtr: 28.60s

DATA TABLE: 800 / 400 Posi's are position from leader and (how wide the horse was at that position)

No	Horse	Plc	Mar	800 Posi	400 Posi	Time	3rd Qtr	4th Qt
4	Mikis Pride	1	0.0m	5.4m (1)	3.4m (2)	2:01.70	28.46s	28.36s
11	Stormyskyes	2	5.9m	8.4m (0)	5.9m (1)	2:02.14	28.42s	28.62s
10	Manhattan Moon	3	13.0m	4.2m (0)	4.2m (0)	2:02.68	28.60s	29.28s
1	Onesmartfella	4	14.4m	0.0m (0)	0.0m (0)	2:02.78	28.60s	29.68s
8	Peaceful	5	15.1m	17.5m (1)	15.3m (2)	2:02.83	28.44s	28.65s
12	Mister Macedon	6	15.3m	13.2m (0)	10.2m (1)	2:02.85	28.38s	29.03s
5	Haveyoumetted	7	18.5m	13.5m (1)	11.3m (2)	2:03.09	28.44s	29.19s
9	Sugar Apple	8	18.9m	17.7m (0)	13.2m (0)	2:03.12	28.28s	29.08s
2	Trouble Supreme	9	19.8m	9.6m (1)	7.4m (2)	2:03.19	28.44s	29.56s
7	My Watchlist	10	21.1m	21.7m (0)	17.5m (0)	2:03.28	28.30s	28.94s
3	Goodtime Louis	11	29.2m	0.9m (1)	1.2m (1)	2:03.89	28.62s	30.71s
6	Blameitonthenight	12	37.0m	21.7m (1)	14.2m (3)	2:04.48	28.07s	30.37s

Finish Position and metres gained

First Arrow shows distance gain/loss from 2nd Qtr to 3rd Qtr,
Second Arrow shows distance gain/loss from 3rd Qtr to Finish
Blue arrow indicates best gain in these quarters.



800

Visual positions in race at 2nd Quarter



400

Visual positions in race at 3rd Quarter



Powered by



Harness Analyser

Sectional Analysis Software

Not just form | Free Trial

www.facebook.com/PJHarnessRacing



RISE Digital, Harness Racing Australia nor the provider accepts any responsibility for the completeness or accuracy of any of the information contained herein, and makes no representations about its suitability for any particular purpose. Users should make their own judgements about those matters and/or seek independent advice. You assume all risks associated with use of data provided on this page

Gloucester Park Race 4 Distance 2130m

Friday, 27 June 2025

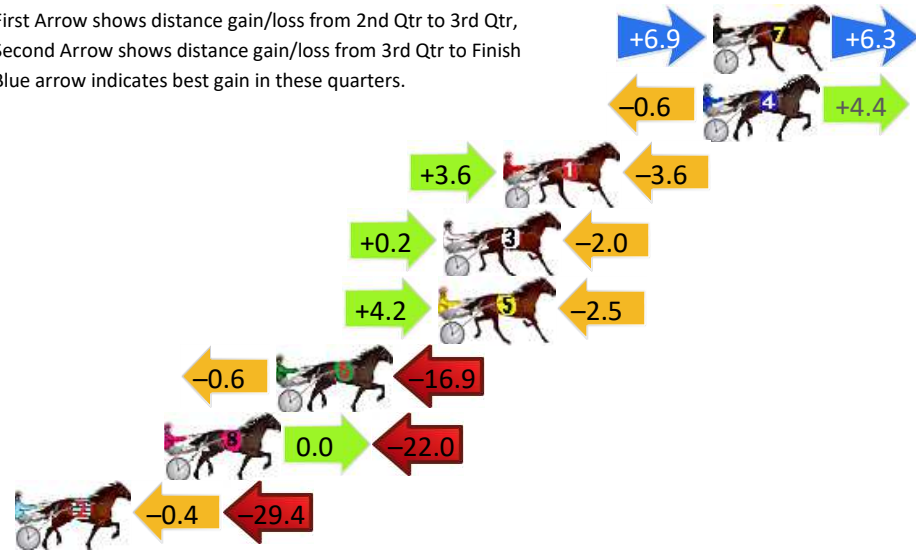
Gross Time: 2:31.50 MileRate: 1:54.50 LeadTime: 36.20s First Qtr: 29.70s Second Qtr: 28.60s Third Qtr: 28.60s Fourth Qtr: 28.40s

DATA TABLE: 800 / 400 Posi's are position from leader and (how wide the horse was at that position)

No	Horse	Plc	Mar	800 Posi	400 Posi	Time	3rd Qtr	4th Qt
7	Rolling Fire	1	0.0m	13.2m (1)	6.3m (3)	2:31.50	28.11s	27.95s
4	Im The Black Flash	2	0.4m	4.2m (0)	4.8m (1)	2:31.53	28.64s	28.09s
1	Alcopony	3	8.4m	8.4m (0)	4.8m (0)	2:32.13	28.34s	28.69s
3	Franco Ecuador	4	10.8m	9.0m (1)	8.8m (1)	2:32.31	28.58s	28.58s
5	Machnificent	5	11.0m	12.7m (0)	8.5m (0)	2:32.32	28.30s	28.62s
6	Arma Xfactor	6	17.5m	0.0m (1)	0.6m (1)	2:32.81	28.64s	29.66s
8	Jawsoflincoln	7	22.0m	0.0m (0)	0.0m (0)	2:33.14	28.60s	30.04s
2	Arma Einstein	8	34.0m	4.2m (1)	4.6m (2)	2:34.04	28.62s	30.61s

Finish Position and metres gained

First Arrow shows distance gain/loss from 2nd Qtr to 3rd Qtr,
Second Arrow shows distance gain/loss from 3rd Qtr to Finish
Blue arrow indicates best gain in these quarters.



800

Visual positions in race at 2nd Quarter



400

Visual positions in race at 3rd Quarter



Powered by



Harness Analyser

Sectional Analysis Software

Not just form | Free Trial

www.facebook.com/PJHarnessRacing



RISE Digital, Harness Racing Australia nor the provider accepts any responsibility for the completeness or accuracy of any of the information contained herein, and makes no representations about its suitability for any particular purpose. Users should make their own judgements about those matters and/or seek independent advice. You assume all risks associated with use of data provided on this page

Gloucester Park Race 5 Distance 2130m

Friday, 27 June 2025



Gross Time: 2:34.10 MileRate: 1:56.40 LeadTime: 37.00s First Qtr: 30.90s Second Qtr: 29.50s Third Qtr: 28.60s Fourth Qtr: 28.10s

DATA TABLE: 800 / 400 Posi's are position from leader and (how wide the horse was at that position)

No	Horse	Plc	Mar	800 Posi	400 Posi	Time	3rd Qtr	4th Qt
10	No Noney	1	0.0m	4.2m (0)	5.1m (0)	2:34.10	28.66s	27.74s
8	Blaze On	2	0.8m	1.7m (1)	2.0m (1)	2:34.16	28.62s	28.02s
1	Dark Eyes	3	3.3m	0.0m (0)	0.0m (0)	2:34.34	28.60s	28.34s
5	Soho Shakedown	4	3.8m	12.4m (0)	13.1m (0)	2:34.38	28.64s	27.46s
3	Soho Moonraker	5	6.0m	9.6m (1)	9.7m (1)	2:34.54	28.60s	27.86s
11	Copy Cat Queen	6	7.7m	8.4m (0)	9.1m (0)	2:34.67	28.64s	28.03s
6	Im Lightning Banner	7	7.7m	5.6m (1)	6.0m (1)	2:34.67	28.62s	28.25s
7	Louie Dior	8	8.7m	16.3m (0)	17.0m (0)	2:34.74	28.64s	27.54s
4	Cams Boulder	9	8.8m	13.8m (1)	13.9m (1)	2:34.75	28.60s	27.77s
2	Sugar Street	10	12.9m	18.3m (1)	18.5m (1)	2:35.05	28.60s	27.75s
9	Heavenly Gipsy	11	14.0m	22.2m (0)	16.0m (2)	2:35.13	28.14s	28.01s
12	Blazing Reactor	12	278.2m	158.7m (0)	184.2m (0)	2:54.65	30.30s	35.67s

Finish Position and metres gained

First Arrow shows distance gain/loss from 2nd Qtr to 3rd Qtr,
Second Arrow shows distance gain/loss from 3rd Qtr to Finish
Blue arrow indicates best gain in these quarters.



Gloucester Park Race 6 Distance 2130m

Friday, 27 June 2025


Gross Time: 2:34.30 MileRate: 1:56.60 LeadTime: 36.70s First Qtr: 29.90s Second Qtr: 29.00s Third Qtr: 29.40s Fourth Qtr: 29.30s

DATA TABLE: 800 / 400 Posi's are position from leader and (how wide the horse was at that position)

NoHorse	Plc	Mar	800 Posi	400 Posi	Time	3rd Qtr	4th Qt
5 Swagger Man	1	0.0m	20.8m (2)	9.1m (3)	2:34.30	28.57s	28.63s
10 Mister Kopa	2	0.4m	9.7m (0)	8.2m (0)	2:34.33	29.30s	28.73s
1 Joey James	3	4.7m	5.6m (0)	4.4m (0)	2:34.66	29.32s	29.34s
9 The Beach Master	4	12.9m	0.0m (0)	0.0m (0)	2:35.29	29.40s	30.29s
6 Spudmeister	5	17.7m	13.9m (0)	7.7m (1)	2:35.66	28.96s	30.10s
8 Sound Wave	6	18.6m	17.8m (0)	12.1m (1)	2:35.73	29.00s	29.85s
7 Back On Line	7	25.3m	16.9m (1)	15.1m (3)	2:36.24	29.28s	30.14s
4 Rockability	8	29.5m	12.8m (1)	13.2m (2)	2:36.57	29.44s	30.60s
3 Del Bocavista Bay	9	37.4m	7.8m (1)	7.2m (2)	2:37.17	29.36s	31.65s
2 Ambitsiya	10	39.7m	3.1m (1)	3.6m (1)	2:37.35	29.44s	32.09s

Finish Position and metres gained

First Arrow shows distance gain/loss from 2nd Qtr to 3rd Qtr, Second Arrow shows distance gain/loss from 3rd Qtr to Finish Blue arrow indicates best gain in these quarters.



Visual positions in race at 2nd Quarter

800



Visual positions in race at 3rd Quarter

400



Powered by



Harness Analyser

Sectional Analysis Software

Not just form | Free Trial

www.facebook.com/PJHarnessRacing



RISE Digital, Harness Racing Australia nor the provider accepts any responsibility for the completeness or accuracy of any of the information contained herein, and makes no representations about its suitability for any particular purpose. Users should make their own judgements about those matters and/or seek independent advice. You assume all risks associated with use of data provided on this page

Gloucester Park Race 7 Distance 2130m

Friday, 27 June 2025

Gross Time: 2:35.40

MileRate: 1:57.40

LeadTime: 36.00s

First Qtr: 31.30s

Second Qtr: 30.00s

Third Qtr: 29.00s


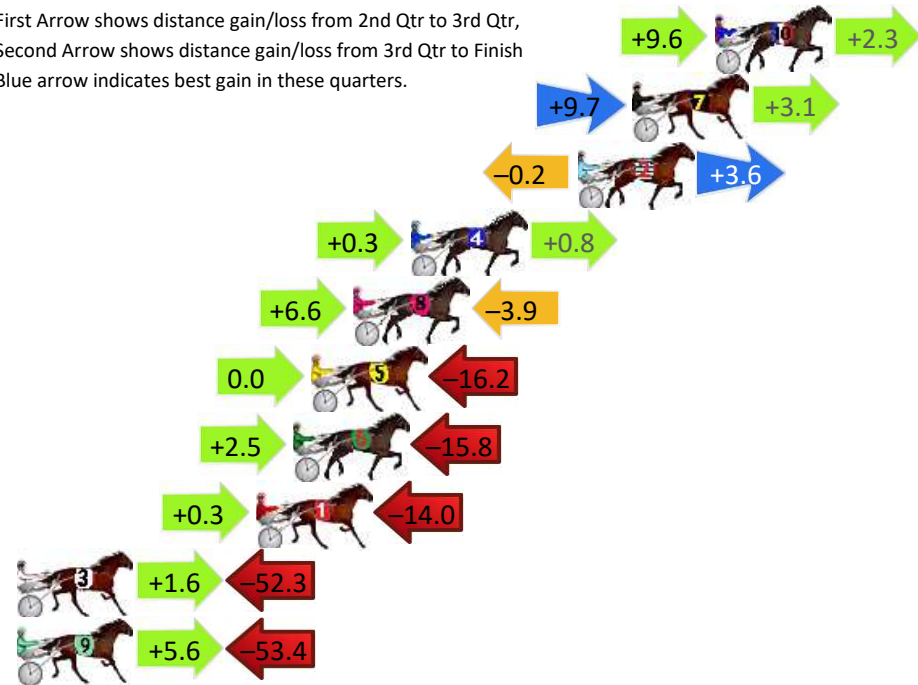
Fourth Qtr: 29.10s

DATA TABLE: 800 / 400 Posi's are position from leader and (how wide the horse was at that position)

No	Horse	Plc	Mar	800 Posi	400 Posi	Time	3rd Qtr	4th Qt
10	Miki Made Monty	1	0.0m	11.9m (1)	2.3m (2)	2:35.40	28.30s	28.94s
7	En Pariant Sur	2	3.3m	16.1m (1)	6.4m (2)	2:35.65	28.30s	28.89s
2	Fireplay	3	5.5m	8.9m (0)	9.1m (0)	2:35.82	29.02s	28.86s
4	Call To Arms	4	12.2m	13.3m (0)	13.0m (0)	2:36.33	28.98s	29.09s
8	Alfredi	5	14.5m	17.2m (0)	10.6m (1)	2:36.51	28.52s	29.44s
5	Blue Blazer	6	16.2m	0.0m (0)	0.0m (0)	2:36.64	29.00s	30.34s
6	Lord Publisher	7	16.9m	3.6m (1)	1.1m (1)	2:36.69	28.82s	30.31s
1	Harrys A Rockstar	8	18.4m	4.7m (0)	4.4m (0)	2:36.80	28.98s	30.18s
3	Sonic Chip	9	58.2m	7.5m (1)	5.9m (1)	2:39.84	28.88s	33.12s
9	Get Ya Bets On	10	68.1m	20.3m (1)	14.7m (1)	2:40.60	28.60s	33.24s

Finish Position and metres gained

First Arrow shows distance gain/loss from 2nd Qtr to 3rd Qtr,
Second Arrow shows distance gain/loss from 3rd Qtr to Finish
Blue arrow indicates best gain in these quarters.



800

Visual positions in race at 2nd Quarter



400

Visual positions in race at 3rd Quarter



Powered by



Harness Analyser

Sectional Analysis Software

Not just form | Free Trial

www.facebook.com/PJHarnessRacing



RISE Digital, Harness Racing Australia nor the provider accepts any responsibility for the completeness or accuracy of any of the information contained herein, and makes no representations about its suitability for any particular purpose. Users should make their own judgements about those matters and/or seek independent advice. You assume all risks associated with use of data provided on this page

Gloucester Park Race 8 Distance 2130m

Friday, 27 June 2025

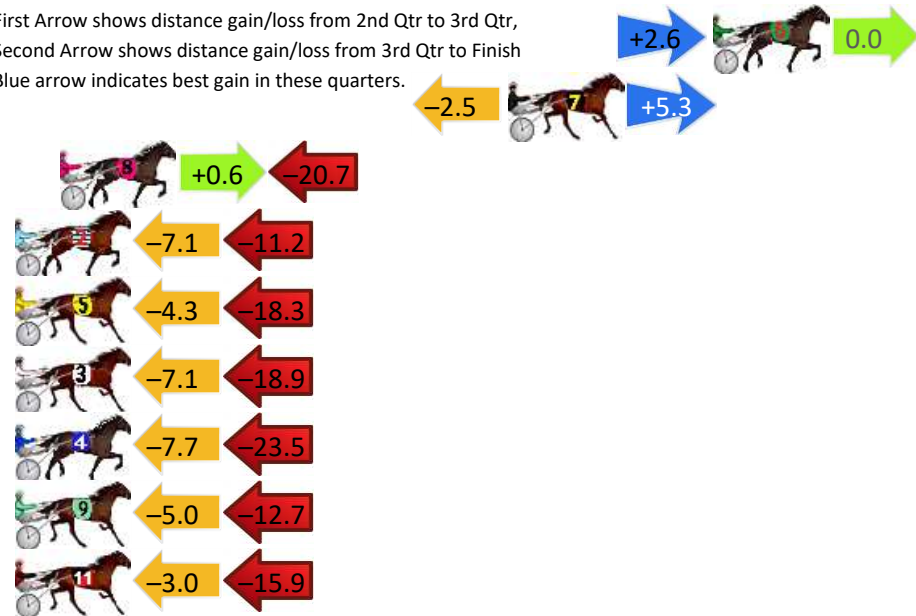
Gross Time: 2:35.50 MileRate: 1:57.50 LeadTime: 38.50s First Qtr: 31.00s Second Qtr: 29.70s Third Qtr: 27.90s Fourth Qtr: 28.40s

DATA TABLE: 800 / 400 Posi's are position from leader and (how wide the horse was at that position)

No	Horse	Plc	Mar	800 Posi	400 Posi	Time	3rd Qtr	4th Qt
6	Franco Motu	1	0.0m	2.6m (1)	0.0m (0)	2:35.50	27.72s	28.40s
7	Lady Camel	2	8.2m	11.0m (1)	13.5m (2)	2:36.11	28.08s	28.07s
8	Fat Louie	3	26.2m	6.1m (2)	5.5m (1)	2:37.45	27.86s	29.97s
2	Air Marshal	4	28.1m	9.8m (0)	16.9m (1)	2:37.60	28.40s	29.32s
5	Drive Line	5	29.5m	6.9m (1)	11.2m (1)	2:37.70	28.20s	29.82s
3	Danger	6	31.2m	5.2m (0)	12.3m (0)	2:37.83	28.40s	29.87s
4	Iwill Never Know	6	31.2m	0.0m (0)	7.7m (0)	2:37.83	28.44s	30.19s
9	Mango Tango	8	31.8m	14.1m (0)	19.1m (0)	2:37.87	28.26s	29.43s
11	Chief Copy	9	34.2m	15.3m (1)	18.3m (2)	2:38.05	28.12s	29.67s

Finish Position and metres gained

First Arrow shows distance gain/loss from 2nd Qtr to 3rd Qtr,
Second Arrow shows distance gain/loss from 3rd Qtr to Finish
Blue arrow indicates best gain in these quarters.



Visual positions in race at 2nd Quarter



Visual positions in race at 3rd Quarter



Powered by



Harness Analyser

Sectional Analysis Software

Not just form | Free Trial

www.facebook.com/PJHarnessRacing



RISE Digital, Harness Racing Australia nor the provider accepts any responsibility for the completeness or accuracy of any of the information contained herein, and makes no representations about its suitability for any particular purpose. Users should make their own judgements about those matters and/or seek independent advice. You assume all risks associated with use of data provided on this page

Gloucester Park Race 9 Distance 2130m

Friday, 27 June 2025


Gross Time: 2:35.70 MileRate: 1:57.60 LeadTime: 37.90s First Qtr: 31.90s Second Qtr: 28.90s Third Qtr: 28.10s Fourth Qtr: 28.90s

DATA TABLE: 800 / 400 Posi's are position from leader and (how wide the horse was at that position)

NoHorse	Plc	Mar	800 Posi	400 Posi	Time	3rd Qtr	4th Qt
4 Grand Couteau	1	0.0m	0.0m (0)	0.0m (0)	2:35.70	28.10s	28.90s
5 Candy Apple	2	2.8m	0.9m (1)	1.4m (1)	2:35.91	28.14s	29.01s
10 Get The Booth	3	2.9m	8.6m (0)	8.5m (0)	2:35.92	28.10s	28.52s
2 Sporting Grace	4	4.5m	4.0m (0)	4.0m (0)	2:36.04	28.10s	28.96s
3 Bonne Amour	5	7.3m	5.7m (1)	7.1m (1)	2:36.25	28.20s	28.95s
6 Recover Lover	6	7.3m	12.9m (0)	13.6m (0)	2:36.25	28.16s	28.49s
7 Betterthan Secret	7	8.5m	9.7m (1)	11.0m (1)	2:36.34	28.20s	28.76s
9 Hunt The Magic	8	15.2m	12.3m (2)	15.8m (2)	2:36.85	28.36s	28.93s
8 Malakie	9	31.5m	7.5m (2)	8.0m (2)	2:38.09	28.14s	30.73s

Finish Position and metres gained

First Arrow shows distance gain/loss from 2nd Qtr to 3rd Qtr,
Second Arrow shows distance gain/loss from 3rd Qtr to Finish
Blue arrow indicates best gain in these quarters.



800

Visual positions in race at 2nd Quarter



400

Visual positions in race at 3rd Quarter



Powered by



Harness Analyser

Sectional Analysis Software

Not just form | Free Trial

www.facebook.com/PJHarnessRacing



RISE Digital, Harness Racing Australia nor the provider accepts any responsibility for the completeness or accuracy of any of the information contained herein, and makes no representations about its suitability for any particular purpose. Users should make their own judgements about those matters and/or seek independent advice. You assume all risks associated with use of data provided on this page

Gloucester Park Race 10 Distance 2503m

Friday, 27 June 2025

Gross Time: 3:06.00

MileRate: 1:59.60

LeadTime: 65.70s

First Qtr: 31.90s

Second Qtr: 29.40s

Third Qtr: 28.60s

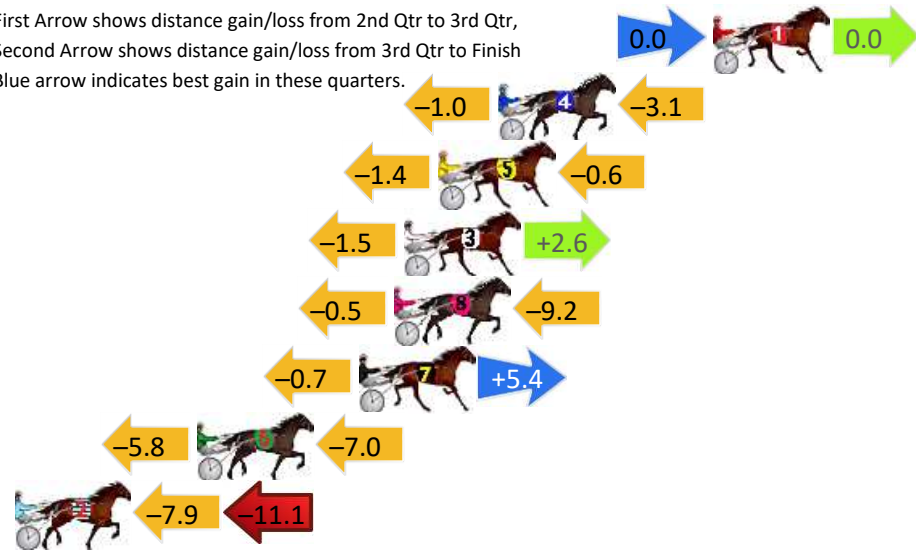
Fourth Qtr: 30.40s

DATA TABLE: 800 / 400 Posi's are position from leader and (how wide the horse was at that position)

NoHorse	Plc	Mar	800 Posi	400 Posi	Time	3rd Qtr	4th Qt
1 Yankee Lover	1	0.0m	0.0m (0)	0.0m (0)	3:06.00	28.60s	30.40s
4 Line The Starzzz	2	8.6m	4.5m (0)	5.5m (0)	3:06.68	28.68s	30.68s
5 Chumani	3	11.0m	9.0m (0)	10.4m (0)	3:06.88	28.72s	30.52s
3 Sellune	4	12.4m	13.5m (0)	15.0m (0)	3:06.99	28.74s	30.29s
8 Majestic Ga Ga	5	12.8m	3.1m (1)	3.6m (1)	3:07.02	28.64s	31.16s
7 Luvafair	6	14.2m	18.9m (0)	19.6m (0)	3:07.13	28.70s	30.09s
6 Thats Not My Gait	7	20.7m	7.9m (1)	13.7m (1)	3:07.65	29.04s	31.05s
2 Dark Secret	8	36.2m	17.2m (1)	25.1m (1)	3:08.88	29.22s	31.44s

Finish Position and metres gained

First Arrow shows distance gain/loss from 2nd Qtr to 3rd Qtr,
Second Arrow shows distance gain/loss from 3rd Qtr to Finish
Blue arrow indicates best gain in these quarters.



800

Visual positions in race at 2nd Quarter



400

Visual positions in race at 3rd Quarter



Powered by



Harness Analyser

Sectional Analysis Software

Not just form | Free Trial

www.facebook.com/PJHarnessRacing



RISE Digital, Harness Racing Australia nor the provider accepts any responsibility for the completeness or accuracy of any of the information contained herein, and makes no representations about its suitability for any particular purpose. Users should make their own judgements about those matters and/or seek independent advice. You assume all risks associated with use of data provided on this page