

Gloucester Park Race 1 Distance 1730m

Tuesday, 24 June 2025

Gross Time: 2:08.20

MileRate: 1:59.30

LeadTime: 7.90s

First Qtr: 29.90s

Second Qtr: 29.50s

Third Qtr: 30.20s

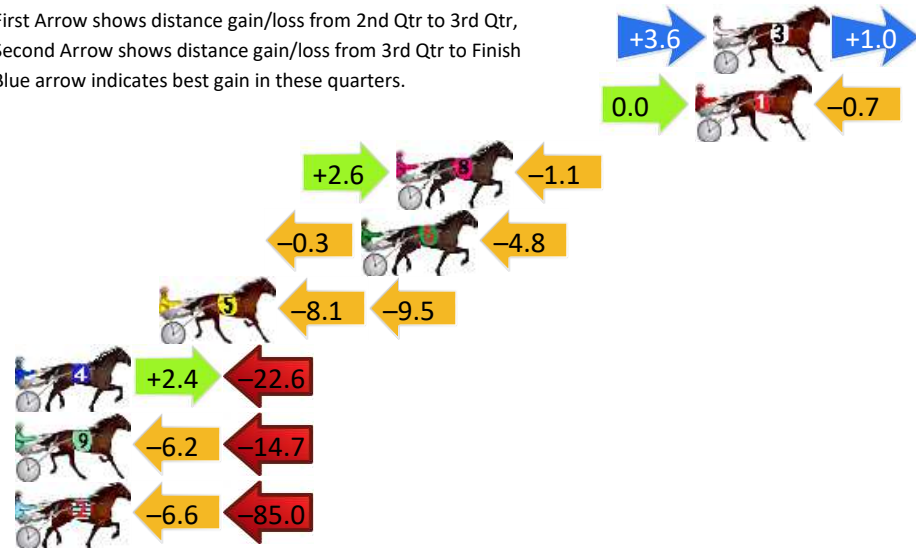
Fourth Qtr: 30.70s

DATA TABLE: 800 / 400 Posi's are position from leader and (how wide the horse was at that position)

NoHorse	Plc	Mar	800 Posi	400 Posi	Time	3rd Qtr	4th Qt
3 Ziggy Vermeer	1	0.0m	4.6m (0)	1.0m (0)	2:08.20	29.94s	30.62s
1 Cara Diana	2	0.7m	0.0m (0)	0.0m (1)	2:08.26	30.20s	30.76s
8 Elegant Eagle	3	12.7m	14.2m (0)	11.6m (0)	2:09.22	30.04s	30.84s
6 Bartlett	4	14.1m	9.0m (1)	9.3m (2)	2:09.33	30.24s	31.13s
5 More Than Honoured	5	22.2m	4.6m (1)	12.7m (3)	2:09.98	30.82s	31.52s
4 Kripke	6	30.0m	9.8m (0)	7.4m (0)	2:10.61	30.04s	32.55s
9 Galifianakis	7	34.8m	13.9m (1)	20.1m (2)	2:11.00	30.70s	31.98s
2 Mach Freeway	8	91.6m	0.0m (1)	6.6m (1)	2:15.56	30.70s	37.56s

Finish Position and metres gained

First Arrow shows distance gain/loss from 2nd Qtr to 3rd Qtr,
Second Arrow shows distance gain/loss from 3rd Qtr to Finish
Blue arrow indicates best gain in these quarters.



800

Visual positions in race at 2nd Quarter



400

Visual positions in race at 3rd Quarter



Powered by



Harness Analyser

Sectional Analysis Software

Not just form | Free Trial

www.facebook.com/PJHarnessRacing



RISE Digital, Harness Racing Australia nor the provider accepts any responsibility for the completeness or accuracy of any of the information contained herein, and makes no representations about its suitability for any particular purpose. Users should make their own judgements about those matters and/or seek independent advice. You assume all risks associated with use of data provided on this page

Gloucester Park Race 2 Distance 2130m

Tuesday, 24 June 2025


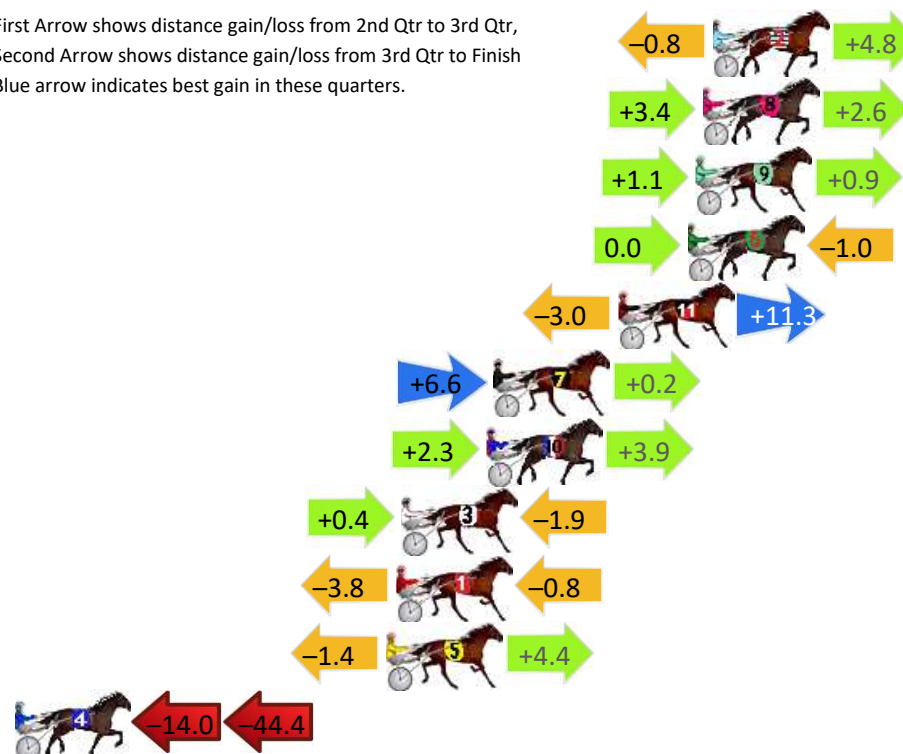
Gross Time: 2:36.60 MileRate: 1:58.30 LeadTime: 35.70s First Qtr: 29.60s Second Qtr: 30.40s Third Qtr: 30.00s Fourth Qtr: 30.90s

DATA TABLE: 800 / 400 Posi's are position from leader and (how wide the horse was at that position)

No	Horse	Plc	Mar	800 Posi	400 Posi	Time	3rd Qtr	4th Qt
2	Joe With The Flow	1	0.0m	4.0m (0)	4.8m (0)	2:36.60	30.06s	30.54s
8	Cry Havoc	2	0.4m	6.4m (1)	3.0m (2)	2:36.63	29.74s	30.71s
9	Danger	3	0.7m	2.7m (1)	1.6m (1)	2:36.66	29.92s	30.83s
6	Diamond World	4	1.0m	0.0m (0)	0.0m (0)	2:36.68	30.00s	30.98s
11	The Whizzer	5	3.8m	12.1m (0)	15.1m (1)	2:36.91	30.24s	30.07s
7	Lets Rock Tonight	6	8.8m	15.6m (2)	9.0m (2)	2:37.31	29.52s	30.93s
10	Ginnivan	7	9.1m	15.3m (1)	13.0m (2)	2:37.34	29.84s	30.65s
3	Galvinston John	8	12.5m	11.0m (1)	10.6m (1)	2:37.61	29.98s	31.11s
1	Idealincider	9	12.7m	8.1m (0)	11.9m (0)	2:37.63	30.30s	31.03s
5	Jamie Kim	10	13.1m	16.1m (0)	17.5m (2)	2:37.66	30.12s	30.63s
4	Itsoktobegrey	11	131.6m	73.2m (0)	87.2m (0)	2:47.24	31.14s	34.94s

Finish Position and metres gained

First Arrow shows distance gain/loss from 2nd Qtr to 3rd Qtr,
Second Arrow shows distance gain/loss from 3rd Qtr to Finish
Blue arrow indicates best gain in these quarters.



Gloucester Park Race 3 Distance 2130m

Tuesday, 24 June 2025

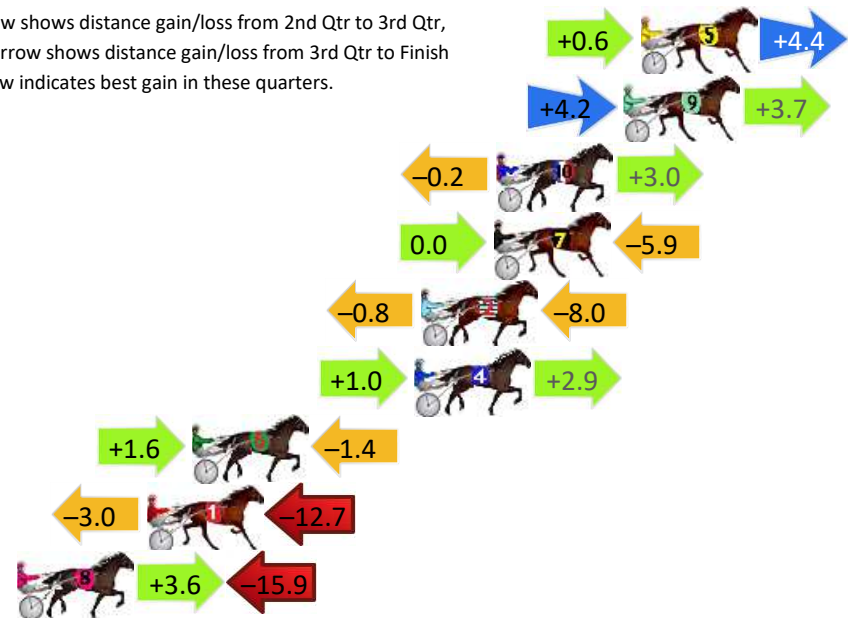
Gross Time: 2:38.80 MileRate: 2:00.00 LeadTime: 37.10s First Qtr: 32.50s Second Qtr: 30.30s Third Qtr: 29.20s Fourth Qtr: 29.70s

DATA TABLE: 800 / 400 Posi's are position from leader and (how wide the horse was at that position)

No	Horse	Plc	Mar	800 Posi	400 Posi	Time	3rd Qtr	4th Qt
5	Miss Knowall	1	0.0m	5.0m (1)	4.4m (1)	2:38.80	29.16s	29.38s
9	Lady Valasca	2	0.7m	8.6m (2)	4.4m (2)	2:38.85	28.90s	29.43s
10	Lucy Victoria	3	5.8m	8.6m (0)	8.8m (1)	2:39.25	29.22s	29.51s
7	Sporting Grace	4	5.9m	0.0m (1)	0.0m (1)	2:39.26	29.20s	30.16s
2	Philthejug	5	8.8m	0.0m (0)	0.8m (0)	2:39.48	29.26s	30.33s
4	Go Home Jo	6	9.1m	13.0m (0)	12.0m (0)	2:39.51	29.14s	29.53s
6	Toffee Apple	7	18.0m	18.2m (0)	16.6m (0)	2:40.20	29.10s	29.88s
1	Carmela Domenica	8	19.8m	4.1m (0)	7.1m (0)	2:40.34	29.42s	30.72s
8	Cherry On The Cake	9	25.0m	12.7m (1)	9.1m (2)	2:40.75	28.94s	30.98s

Finish Position and metres gained

First Arrow shows distance gain/loss from 2nd Qtr to 3rd Qtr,
Second Arrow shows distance gain/loss from 3rd Qtr to Finish
Blue arrow indicates best gain in these quarters.



800

Visual positions in race at 2nd Quarter



400

Visual positions in race at 3rd Quarter



Powered by



Harness Analyser

Sectional Analysis Software

Not just form | Free Trial

www.facebook.com/PJHarnessRacing



RISE Digital, Harness Racing Australia nor the provider accepts any responsibility for the completeness or accuracy of any of the information contained herein, and makes no representations about its suitability for any particular purpose. Users should make their own judgements about those matters and/or seek independent advice. You assume all risks associated with use of data provided on this page

Gloucester Park Race 4 Distance 2130m

Tuesday, 24 June 2025


Gross Time: 2:36.50 MileRate: 1:58.30 LeadTime: 37.90s First Qtr: 30.40s Second Qtr: 30.60s Third Qtr: 29.60s Fourth Qtr: 28.00s

DATA TABLE: 800 / 400 Posi's are position from leader and (how wide the horse was at that position)

No	Horse	Plc	Mar	800 Posi	400 Posi	Time	3rd Qtr	4th Qt
3	Lazi Dais	1	0.0m	0.0m (0)	0.0m (0)	2:36.50	29.60s	28.00s
6	Basinghall	2	12.5m	4.9m (0)	5.0m (0)	2:37.42	29.60s	28.56s
7	The Bettor Side	3	13.0m	20.7m (1)	12.6m (2)	2:37.46	28.98s	28.05s
1	Duncan Twentytwo	4	18.7m	9.3m (0)	9.8m (0)	2:37.88	29.62s	28.68s
8	Official Rock	5	22.2m	24.7m (1)	17.9m (2)	2:38.13	29.06s	28.35s
2	Dougs Legacy	6	26.3m	11.7m (1)	15.1m (1)	2:38.44	29.82s	28.85s
9	By Royal Command	7	30.3m	23.4m (0)	22.4m (0)	2:38.73	29.48s	28.63s
5	Shecanplay	8	32.7m	3.5m (1)	5.9m (1)	2:38.91	29.76s	29.98s
11	Boom It Up	9	32.7m	17.9m (0)	19.3m (1)	2:38.91	29.66s	29.02s
4	Repossession	10	33.3m	7.6m (1)	10.4m (1)	2:38.95	29.78s	29.71s
12	Snipes Magic	11	36.4m	16.0m (1)	20.8m (3)	2:39.18	29.91s	29.19s
10	Agent Andy	12	42.8m	13.6m (0)	16.5m (0)	2:39.65	29.78s	29.97s

Finish Position and metres gained

First Arrow shows distance gain/loss from 2nd Qtr to 3rd Qtr,
Second Arrow shows distance gain/loss from 3rd Qtr to Finish
Blue arrow indicates best gain in these quarters.



Visual positions in race at 2nd Quarter



Visual positions in race at 3rd Quarter



Powered by
PJ

Harness Analyser

Sectional Analysis Software
Not just form | Free Trial

www.facebook.com/PJHarnessRacing



RISE Digital, Harness Racing Australia nor the provider accepts any responsibility for the completeness or accuracy of any of the information contained herein, and makes no representations about its suitability for any particular purpose. Users should make their own judgements about those matters and/or seek independent advice. You assume all risks associated with use of data provided on this page

Gloucester Park Race 5 Distance 1730m

Tuesday, 24 June 2025

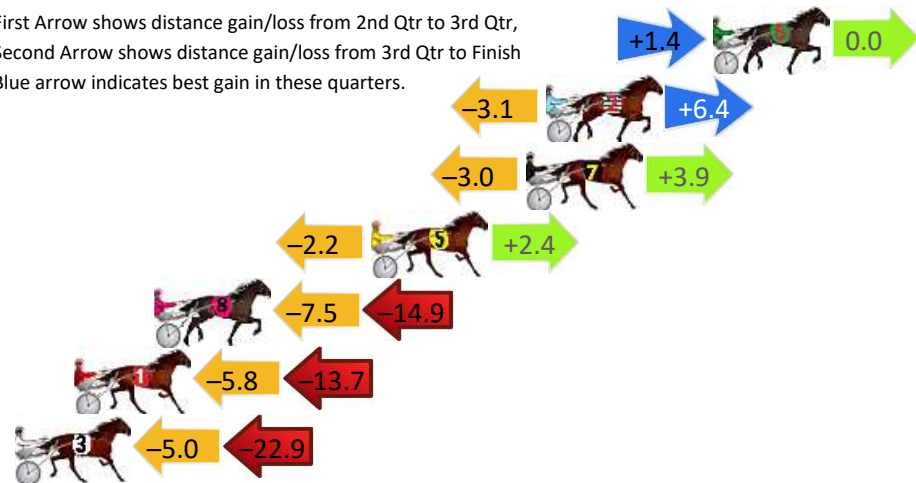
Gross Time: 2:03.40 MileRate: 1:54.80 LeadTime: 7.50s First Qtr: 28.80s Second Qtr: 28.90s Third Qtr: 28.90s Fourth Qtr: 29.30s

DATA TABLE: 800 / 400 Posi's are position from leader and (how wide the horse was at that position)

NoHorse	Plc	Mar	800 Posi	400 Posi	Time	3rd Qtr	4th Qt
6 Jimmy Rocks	1	0.0m	1.4m (0)	0.0m (0)	2:03.40	28.80s	29.30s
2 Your Grace	2	6.7m	10.0m (0)	13.1m (1)	2:03.91	29.12s	28.87s
7 Beyond Bling	3	7.5m	8.4m (1)	11.4m (2)	2:03.98	29.13s	29.05s
5 Tux And Tails	4	13.7m	13.9m (0)	16.1m (0)	2:04.45	29.06s	29.19s
8 Classic Choice	5	22.4m	0.0m (1)	7.5m (0)	2:05.12	29.44s	30.48s
1 Bonstar	6	25.6m	6.1m (0)	11.9m (0)	2:05.37	29.32s	30.41s
3 Luke Attack	7	31.8m	3.9m (1)	8.9m (1)	2:05.84	29.26s	31.10s

Finish Position and metres gained

First Arrow shows distance gain/loss from 2nd Qtr to 3rd Qtr,
Second Arrow shows distance gain/loss from 3rd Qtr to Finish
Blue arrow indicates best gain in these quarters.



800

Visual positions in race at 2nd Quarter



400

Visual positions in race at 3rd Quarter



Powered by



Harness Analyser

Sectional Analysis Software

Not just form | Free Trial

www.facebook.com/PJHarnessRacing



RISE Digital, Harness Racing Australia nor the provider accepts any responsibility for the completeness or accuracy of any of the information contained herein, and makes no representations about its suitability for any particular purpose. Users should make their own judgements about those matters and/or seek independent advice. You assume all risks associated with use of data provided on this page

Gloucester Park Race 6 Distance 1730m

Tuesday, 24 June 2025

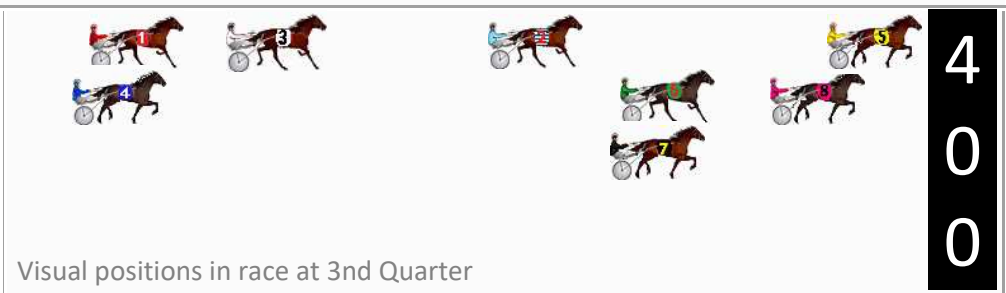
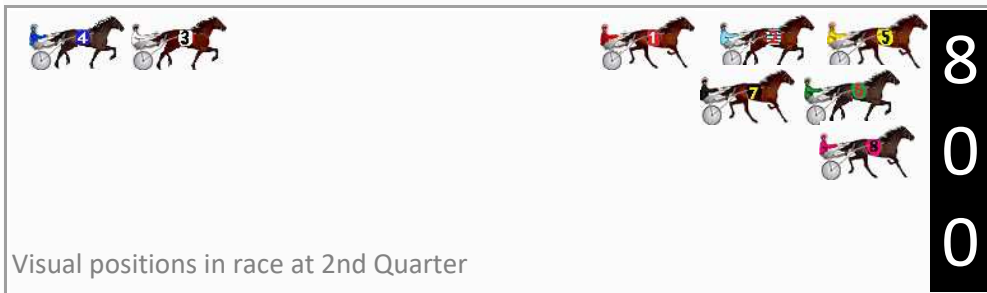
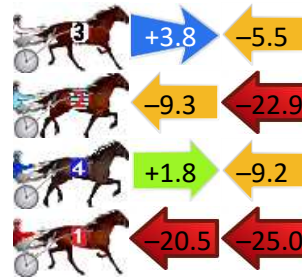
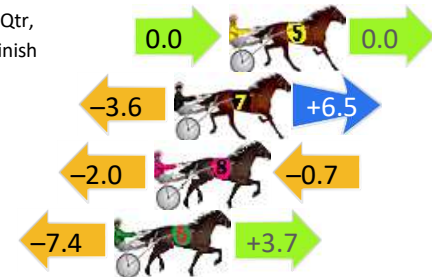
Gross Time: 2:03.60 MileRate: 1:54.90 LeadTime: 7.50s First Qtr: 28.10s Second Qtr: 29.90s Third Qtr: 28.30s Fourth Qtr: 29.80s

DATA TABLE: 800 / 400 Posi's are position from leader and (how wide the horse was at that position)

No	Horse	Plc	Mar	800 Posi	400 Posi	Time	3rd Qtr	4th Qt
5	Kinky	1	0.0m	0.0m (0)	0.0m (0)	2:03.60	28.30s	29.80s
7	Yawoma	2	2.2m	5.1m (1)	8.7m (2)	2:03.77	28.56s	29.35s
8	Art Ideal	3	3.0m	0.3m (2)	2.3m (1)	2:03.83	28.44s	29.87s
6	When In Vegas	4	4.6m	0.9m (1)	8.3m (1)	2:03.96	28.84s	29.56s
3	Chekker	5	29.6m	27.9m (0)	24.1m (0)	2:05.91	28.08s	30.37s
2	Ciganda	6	36.5m	4.3m (0)	13.6m (0)	2:06.45	28.98s	31.67s
4	Crunch The Numbers	7	39.5m	32.1m (0)	30.3m (1)	2:06.68	28.23s	30.69s
1	Follow Your Mother	8	54.6m	9.1m (0)	29.6m (0)	2:07.86	29.80s	31.92s

Finish Position and metres gained

First Arrow shows distance gain/loss from 2nd Qtr to 3rd Qtr,
Second Arrow shows distance gain/loss from 3rd Qtr to Finish
Blue arrow indicates best gain in these quarters.



Powered by
PJ Harness Analyser

Sectional Analysis Software
Not just form | Free Trial

www.facebook.com/PJHarnessRacing



RISE Digital, Harness Racing Australia nor the provider accepts any responsibility for the completeness or accuracy of any of the information contained herein, and makes no representations about its suitability for any particular purpose. Users should make their own judgements about those matters and/or seek independent advice. You assume all risks associated with use of data provided on this page

Gloucester Park Race 7 Distance 1730m

Tuesday, 24 June 2025

Gross Time: 2:07.70

MileRate: 1:58.80

LeadTime: 7.90s

First Qtr: 32.10s

Second Qtr: 30.20s

Third Qtr: 29.10s




Fourth Qtr: 28.40s

DATA TABLE: 800 / 400 Posi's are position from leader and (how wide the horse was at that position)

No	Horse	Plc	Mar	800 Posi	400 Posi	Time	3rd Qtr	4th Qt
1	Lady Mermaid	1	0.0m	0.0m (0)	0.0m (0)	2:07.70	29.10s	28.40s
7	Drop The Ace	2	1.0m	4.2m (0)	4.5m (0)	2:07.77	29.12s	28.15s
5	Crunchsip	3	5.1m	9.1m (1)	7.6m (1)	2:08.08	28.98s	28.24s
2	Slay Queen	4	7.3m	8.6m (0)	9.2m (0)	2:08.24	29.14s	28.28s
4	Tsunami Wave	5	14.2m	12.7m (0)	13.4m (0)	2:08.76	29.14s	28.50s
6	Letzgogirlz	6	18.0m	5.0m (1)	4.0m (1)	2:09.04	29.02s	29.46s
3	Nod From Above	7	30.2m	13.0m (1)	11.5m (1)	2:09.95	28.98s	29.83s
8	Staycation	8	190.9m	109.8m (0)	125.9m (0)	2:21.94	30.16s	33.64s

Finish Position and metres gained

First Arrow shows distance gain/loss from 2nd Qtr to 3rd Qtr,
Second Arrow shows distance gain/loss from 3rd Qtr to Finish
Blue arrow indicates best gain in these quarters.



Powered by
PJ

Harness Analyser

Sectional Analysis Software
Not just form | Free Trial

www.facebook.com/PJHarnessRacing



RISE Digital, Harness Racing Australia nor the provider accepts any responsibility for the completeness or accuracy of any of the information contained herein, and makes no representations about its suitability for any particular purpose. Users should make their own judgements about those matters and/or seek independent advice. You assume all risks associated with use of data provided on this page