

Pinjarra Race 1 Distance 2631m

Monday, 23 June 2025


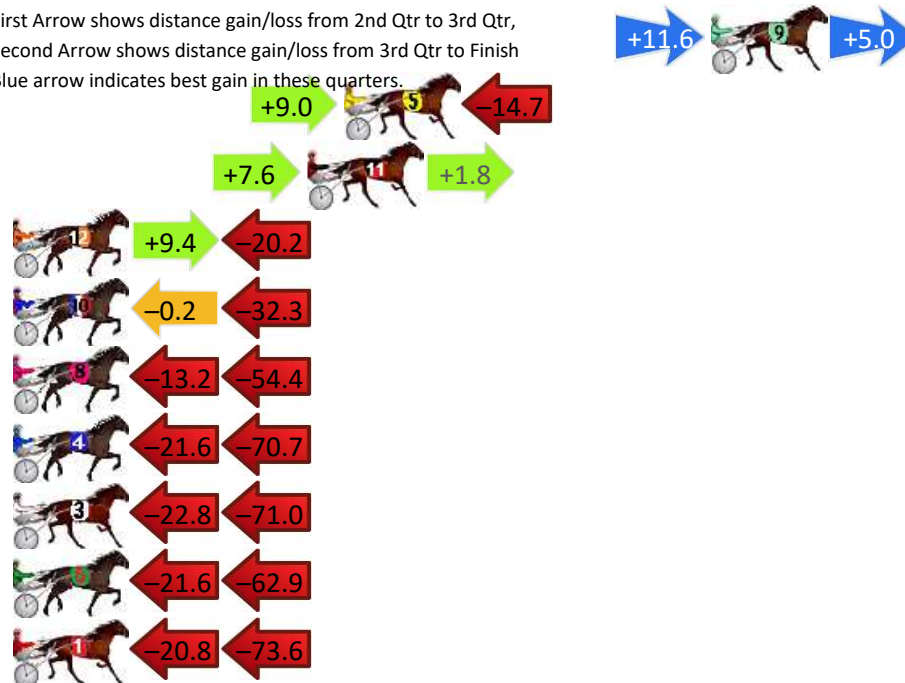
Gross Time: 3:21.60 MileRate: 2:01.90 LeadTime: 80.10s First Qtr: 31.00s Second Qtr: 30.10s Third Qtr: 30.30s Fourth Qtr: 30.10s

DATA TABLE: 800 / 400 Posi's are position from leader and (how wide the horse was at that position)

No	Horse	Plc	Mar	800 Posi	400 Posi	Time	3rd Qtr	4th Qt
9	Yankee Lover	1	0.0m	16.6m (1)	5.0m (1)	3:21.60	29.43s	29.73s
5	Your Kidding	2	14.7m	9.0m (0)	0.0m (0)	3:22.76	29.63s	31.20s
11	Sellune	3	16.2m	25.6m (1)	18.0m (1)	3:22.88	29.73s	29.97s
12	Peachee	4	31.6m	20.8m (1)	11.4m (0)	3:24.09	29.60s	31.61s
10	Betty Bootz Off	5	63.9m	31.4m (0)	31.6m (1)	3:26.64	30.32s	32.52s
8	Dreambigaimhigh	6	79.2m	11.6m (1)	24.8m (1)	3:27.84	31.30s	34.17s
4	Onestep Ahead	7	92.3m	0.0m (0)	21.6m (0)	3:28.88	31.94s	35.39s
3	Tilthesunsets	8	98.4m	4.6m (0)	27.4m (0)	3:29.36	32.03s	35.41s
6	Claudys Secret	9	106.9m	22.4m (0)	44.0m (0)	3:30.03	31.94s	34.81s
1	Lavradore	10	107.8m	13.4m (0)	34.2m (0)	3:30.10	31.88s	35.61s

Finish Position and metres gained

First Arrow shows distance gain/loss from 2nd Qtr to 3rd Qtr,
Second Arrow shows distance gain/loss from 3rd Qtr to Finish
Blue arrow indicates best gain in these quarters.



800

Visual positions in race at 2nd Quarter



400

Visual positions in race at 3rd Quarter

Pinjarra Race 2 Distance 1177m

Monday, 23 June 2025

Gross Time: 1:23.80

MileRate: 1:54.60

LeadTime: 25.10s

First Qtr:

Second Qtr:

Third Qtr: 29.50s

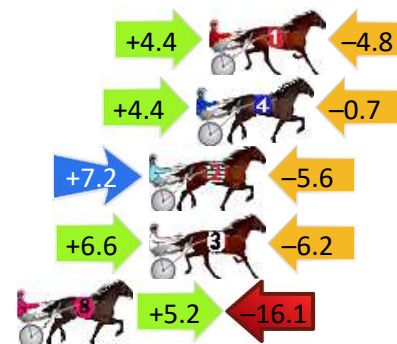
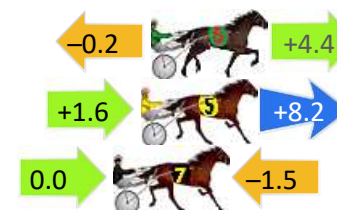
Fourth Qtr: 29.20s

DATA TABLE: 800 / 400 Posi's are position from leader and (how wide the horse was at that position)

No	Horse	Plc	Mar	800 Posi	400 Posi	Time	3rd Qtr	4th Qt
6	Straylya	1	0.0m	4.2m (0)	4.4m (0)	1:23.80	29.51s	28.88s
5	Ashima	2	0.4m	10.2m (0)	8.6m (0)	1:23.83	29.38s	28.60s
7	Heavenly Bliss	3	1.5m	0.0m (0)	0.0m (0)	1:23.91	29.50s	29.31s
1	Delightable	4	17.6m	17.2m (0)	12.8m (0)	1:25.15	29.18s	29.55s
4	Lowlands Beach Boy	5	18.1m	21.8m (0)	17.4m (0)	1:25.19	29.18s	29.25s
2	Anyloveisgoodlove	6	20.0m	21.6m (1)	14.4m (1)	1:25.33	28.98s	29.61s
3	Hes Thunder	7	20.0m	20.4m (2)	13.8m (2)	1:25.33	29.02s	29.65s
8	Speed Force	8	25.3m	14.4m (1)	9.2m (1)	1:25.74	29.13s	30.37s

Finish Position and metres gained

First Arrow shows distance gain/loss from 2nd Qtr to 3rd Qtr,
Second Arrow shows distance gain/loss from 3rd Qtr to Finish
Blue arrow indicates best gain in these quarters.



800

Visual positions in race at 2nd Quarter



400

Visual positions in race at 3rd Quarter



Powered by



Harness Analyser

Sectional Analysis Software

Not just form | Free Trial

www.facebook.com/PJHarnessRacing



RISE Digital, Harness Racing Australia nor the provider accepts any responsibility for the completeness or accuracy of any of the information contained herein, and makes no representations about its suitability for any particular purpose. Users should make their own judgements about those matters and/or seek independent advice. You assume all risks associated with use of data provided on this page

Pinjarra Race 3 Distance 1684m

Monday, 23 June 2025



Gross Time: 2:03.30 MileRate: 1:57.80 LeadTime: 4.80s First Qtr: 30.20s Second Qtr: 30.30s Third Qtr: 29.00s Fourth Qtr: 29.00s

DATA TABLE: 800 / 400 Posi's are position from leader and (how wide the horse was at that position)

No	Horse	Plc	Mar	800 Posi	400 Posi	Time	3rd Qtr	4th Qt
9	Lucienne	1	0.0m	7.4m (1)	0.0m (2)	2:03.30	28.47s	29.00s
1	Sonic Seelster	2	6.9m	4.2m (0)	7.2m (0)	2:03.83	29.22s	28.98s
5	Spinner Of Yarns	3	7.2m	0.0m (0)	3.2m (0)	2:03.85	29.23s	29.29s
10	Sub Mariner	4	11.0m	11.6m (1)	7.4m (2)	2:04.14	28.70s	29.26s
8	Bealawyer	5	12.0m	8.2m (0)	10.8m (1)	2:04.21	29.19s	29.09s
7	Mango Tango	6	15.7m	16.6m (0)	12.4m (0)	2:04.49	28.70s	29.24s
4	Times Tickin	7	16.8m	5.0m (2)	2.0m (1)	2:04.58	28.78s	30.07s
3	Jordano	8	21.0m	3.4m (1)	6.8m (1)	2:04.90	29.25s	30.02s
6	Ineeda Drink	9	23.3m	16.0m (1)	18.6m (2)	2:05.07	29.19s	29.34s
2	Elephant Rock	10	24.8m	12.6m (0)	13.8m (2)	2:05.19	29.09s	29.79s

Finish Position and metres gained

First Arrow shows distance gain/loss from 2nd Qtr to 3rd Qtr,
Second Arrow shows distance gain/loss from 3rd Qtr to Finish
Blue arrow indicates best gain in these quarters.



Visual positions in race at 2nd Quarter



Visual positions in race at 3rd Quarter

Pinjarra Race 4 Distance 1177m

Monday, 23 June 2025

Gross Time: 1:22.20

MileRate: 1:52.40

LeadTime: 23.70s

First Qtr:

Second Qtr:

Third Qtr: 28.80s

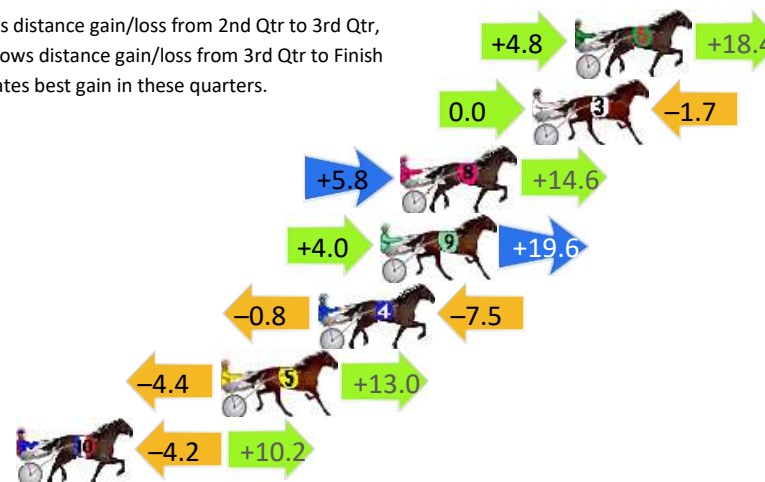
Fourth Qtr: 29.70s

DATA TABLE: 800 / 400 Posi's are position from leader and (how wide the horse was at that position)

NoHorse	Plc	Mar	800 Posi	400 Posi	Time	3rd Qtr	4th Qt
6 Codename Elliot	1	0.0m	23.2m (1)	18.4m (0)	1:22.20	28.47s	28.34s
3 Stapleton	2	1.7m	0.0m (0)	0.0m (0)	1:22.33	28.80s	29.83s
8 Karaoke Star	3	7.0m	27.4m (1)	21.6m (1)	1:22.74	28.39s	28.62s
9 Sun And Sand	4	7.8m	31.4m (1)	27.4m (1)	1:22.81	28.53s	28.25s
4 Perfect Move	5	10.3m	2.0m (1)	2.8m (1)	1:23.00	28.85s	30.25s
5 Blind Edition	6	14.2m	22.8m (0)	27.2m (0)	1:23.31	29.13s	28.74s
10 Hughey	7	22.4m	28.4m (0)	32.6m (1)	1:23.94	29.12s	28.95s

Finish Position and metres gained

First Arrow shows distance gain/loss from 2nd Qtr to 3rd Qtr,
Second Arrow shows distance gain/loss from 3rd Qtr to Finish
Blue arrow indicates best gain in these quarters.



800

Visual positions in race at 2nd Quarter



400

Visual positions in race at 3rd Quarter



Powered by



Harness Analyser

Sectional Analysis Software

Not just form | Free Trial

www.facebook.com/PJHarnessRacing



RISE Digital, Harness Racing Australia nor the provider accepts any responsibility for the completeness or accuracy of any of the information contained herein, and makes no representations about its suitability for any particular purpose. Users should make their own judgements about those matters and/or seek independent advice. You assume all risks associated with use of data provided on this page

Pinjarra Race 5 Distance 1684m

Monday, 23 June 2025

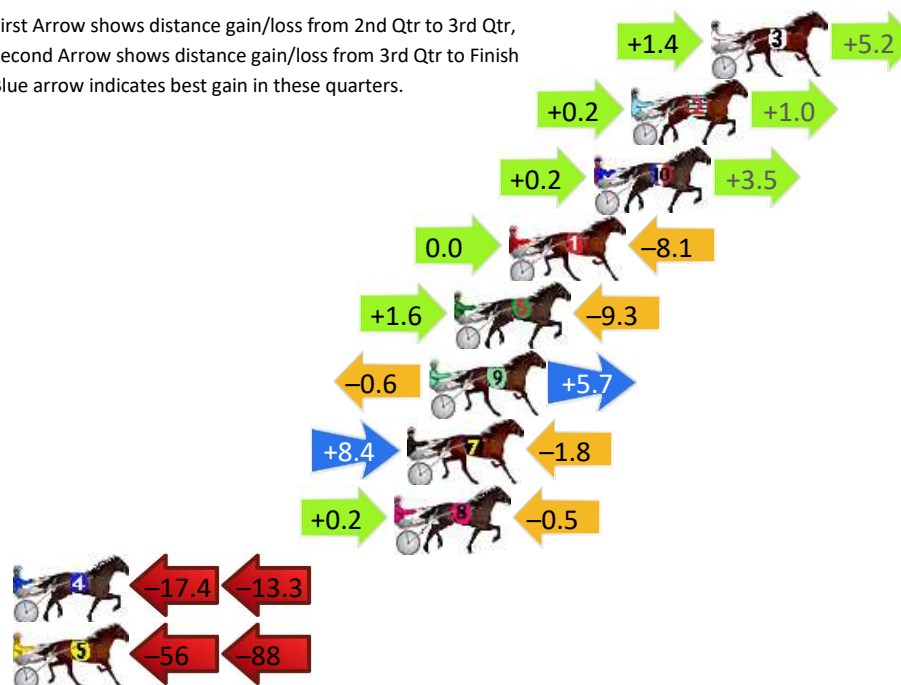
Gross Time: 2:05.90 MileRate: 2:00.30 LeadTime: 5.10s First Qtr: 30.60s Second Qtr: 31.30s Third Qtr: 30.80s Fourth Qtr: 28.10s

DATA TABLE: 800 / 400 Posi's are position from leader and (how wide the horse was at that position)

No	Horse	Plc	Mar	800 Posi	400 Posi	Time	3rd Qtr	4th Qt
3	Diamond Bay	1	0.0m	6.6m (1)	5.2m (1)	2:05.90	30.68s	27.74s
2	Just All Style	2	3.2m	4.4m (0)	4.2m (0)	2:06.14	30.78s	28.03s
10	Call To Arms	3	4.7m	8.4m (0)	8.2m (0)	2:06.25	30.77s	27.86s
1	Era	4	8.1m	0.0m (0)	0.0m (0)	2:06.50	30.83s	28.67s
6	Starlight Song	5	10.3m	2.6m (1)	1.0m (1)	2:06.66	30.71s	28.75s
9	Yankee Lincoln	6	11.3m	16.4m (0)	17.0m (0)	2:06.73	30.82s	27.70s
7	The Inside Scoop	7	12.2m	18.8m (1)	10.4m (1)	2:06.80	30.19s	28.23s
8	Fiord	8	12.7m	12.4m (0)	12.2m (0)	2:06.84	30.79s	28.13s
4	Tempt The Stars	9	41.3m	10.6m (1)	28.0m (0)	2:08.95	32.12s	29.03s
5	Sidstrepo	10	157.8m	14.6m (1)	70.0m (0)	2:17.55	35.15s	34.23s

Finish Position and metres gained

First Arrow shows distance gain/loss from 2nd Qtr to 3rd Qtr,
Second Arrow shows distance gain/loss from 3rd Qtr to Finish
Blue arrow indicates best gain in these quarters.



800

Visual positions in race at 2nd Quarter



400

Visual positions in race at 3rd Quarter



Powered by



Harness Analyser

Sectional Analysis Software

Not just form | Free Trial

www.facebook.com/PJHarnessRacing



RISE Digital, Harness Racing Australia nor the provider accepts any responsibility for the completeness or accuracy of any of the information contained herein, and makes no representations about its suitability for any particular purpose. Users should make their own judgements about those matters and/or seek independent advice. You assume all risks associated with use of data provided on this page

Pinjarra Race 6 Distance 1684m

Monday, 23 June 2025


Gross Time: 2:00.80 MileRate: 1:55.40 LeadTime: 5.20s First Qtr: 28.10s Second Qtr: 29.20s Third Qtr: 29.50s Fourth Qtr: 28.80s

DATA TABLE: 800 / 400 Posi's are position from leader and (how wide the horse was at that position)

NoHorse	Plc	Mar	800 Posi	400 Posi	Time	3rd Qtr	4th Qt
4 Mister Kopa	1	0.0m	0.0m (0)	0.0m (0)	2:00.80	29.50s	28.80s
2 Luhrsyr	2	1.2m	4.0m (0)	4.2m (0)	2:00.89	29.51s	28.59s
3 Dat Lovely	3	7.2m	3.2m (1)	4.6m (1)	2:01.34	29.60s	28.99s
6 Mega Mach	4	8.4m	16.6m (1)	13.0m (2)	2:01.44	29.24s	28.47s
9 American Monarch	5	9.7m	8.6m (1)	8.0m (2)	2:01.53	29.46s	28.92s
5 Switch Blade	6	9.9m	8.8m (0)	9.2m (0)	2:01.55	29.53s	28.85s
10 Altar	7	11.7m	12.6m (1)	12.4m (1)	2:01.68	29.48s	28.75s
7 Im Boss	8	13.4m	21.2m (0)	19.6m (1)	2:01.81	29.38s	28.36s
8 Jinglyng Jewels	9	14.2m	16.8m (0)	18.0m (0)	2:01.87	29.58s	28.53s
1 Tiger Lou	10	18.2m	12.8m (0)	13.4m (0)	2:02.18	29.55s	29.14s

Finish Position and metres gained

First Arrow shows distance gain/loss from 2nd Qtr to 3rd Qtr,
Second Arrow shows distance gain/loss from 3rd Qtr to Finish
Blue arrow indicates best gain in these quarters.



800

Visual positions in race at 2nd Quarter



400

Visual positions in race at 3rd Quarter

Pinjarra Race 7 Distance 2185m

Monday, 23 June 2025


Gross Time: 2:40.30 MileRate: 1:58.00 LeadTime: 42.50s First Qtr: 31.70s Second Qtr: 30.20s Third Qtr: 28.30s Fourth Qtr: 27.60s

DATA TABLE: 800 / 400 Posi's are position from leader and (how wide the horse was at that position)

NoHorse	Plc	Mar	800 Posi	400 Posi	Time	3rd Qtr	4th Qt
6 Pushbutton Rock	1	0.0m	7.6m (1)	4.8m (1)	2:40.30	28.10s	27.27s
2 Synchronizer	2	2.4m	0.0m (0)	0.0m (0)	2:40.47	28.30s	27.76s
7 Del Bocavista Bay	3	6.6m	3.6m (1)	1.0m (1)	2:40.78	28.12s	27.98s
9 Lady Camel	4	11.3m	7.4m (2)	3.6m (2)	2:41.12	28.04s	28.13s
11 Bettor Have Faith	5	11.9m	15.2m (1)	8.4m (1)	2:41.16	27.83s	27.84s
8 Big Bozz	6	12.2m	8.0m (0)	9.2m (0)	2:41.19	28.39s	27.81s
1 Tilly Swift	7	12.7m	4.0m (0)	4.6m (0)	2:41.22	28.35s	28.16s
10 Shes A Mare	8	13.9m	12.0m (0)	13.4m (0)	2:41.31	28.40s	27.63s
4 Tashs Spartan	9	17.4m	16.0m (0)	12.6m (1)	2:41.56	28.07s	27.93s
3 Kolisi	10	21.5m	20.2m (0)	19.0m (0)	2:41.86	28.22s	27.77s
5 Cork Can Run	11	22.5m	11.6m (2)	8.6m (2)	2:41.93	28.10s	28.55s
12 Betterthan Secret	12	23.9m	19.8m (1)	12.6m (2)	2:42.04	27.81s	28.38s

Finish Position and metres gained

First Arrow shows distance gain/loss from 2nd Qtr to 3rd Qtr, Second Arrow shows distance gain/loss from 3rd Qtr to Finish Blue arrow indicates best gain in these quarters.



800

Visual positions in race at 2nd Quarter



400

Visual positions in race at 3rd Quarter



Powered by



Harness Analyser

Sectional Analysis Software

Not just form | Free Trial

www.facebook.com/PJHarnessRacing



RISE Digital, Harness Racing Australia nor the provider accepts any responsibility for the completeness or accuracy of any of the information contained herein, and makes no representations about its suitability for any particular purpose. Users should make their own judgements about those matters and/or seek independent advice. You assume all risks associated with use of data provided on this page

Pinjarra Race 8 Distance 1684m

Monday, 23 June 2025


Gross Time: 1:59.70 MileRate: 1:54.40 LeadTime: 5.00s First Qtr: 30.20s Second Qtr: 29.50s Third Qtr: 27.80s Fourth Qtr: 27.20s

DATA TABLE: 800 / 400 Posi's are position from leader and (how wide the horse was at that position)


NoHorse	Plc	Mar	800 Posi	400 Posi	Time	3rd Qtr	4th Qt
4 Tantabiddi	1	0.0m	0.0m (0)	0.0m (0)	1:59.70	27.80s	27.20s
5 Winegum	2	10.7m	8.0m (0)	10.8m (0)	2:00.47	27.99s	27.19s
1 World Secret	3	11.9m	4.0m (0)	6.8m (0)	2:00.55	28.00s	27.54s
6 Bling It Up	4	19.1m	4.4m (1)	8.8m (1)	2:01.07	28.11s	27.90s
11 Lord Titanium	5	20.7m	20.6m (0)	18.0m (0)	2:01.18	27.62s	27.38s
3 Spring Line	6	22.4m	8.8m (1)	13.8m (1)	2:01.30	28.15s	27.78s
9 Franco Mecca	7	26.0m	13.4m (0)	18.2m (1)	2:01.56	28.13s	27.73s
8 Artful Major	8	29.8m	12.6m (1)	17.8m (3)	2:01.83	28.16s	28.01s
12 Heez A Vibe	9	32.6m	20.6m (1)	17.2m (4)	2:02.03	27.58s	28.24s
7 Castella Dellacqua	10	34.8m	16.6m (1)	21.6m (4)	2:02.19	28.15s	28.09s
2 Madam Maggie	11	41.5m	11.2m (2)	14.8m (2)	2:02.67	28.07s	29.01s

Finish Position and metres gained

First Arrow shows distance gain/loss from 2nd Qtr to 3rd Qtr,
Second Arrow shows distance gain/loss from 3rd Qtr to Finish
Blue arrow indicates best gain in these quarters.



Visual positions in race at 2nd Quarter



Visual positions in race at 3rd Quarter



Powered by



Harness Analyser

Sectional Analysis Software

Not just form | Free Trial

www.facebook.com/PJHarnessRacing



RISE Digital, Harness Racing Australia nor the provider accepts any responsibility for the completeness or accuracy of any of the information contained herein, and makes no representations about its suitability for any particular purpose. Users should make their own judgements about those matters and/or seek independent advice. You assume all risks associated with use of data provided on this page

Pinjarra Race 9 Distance 1684m

Monday, 23 June 2025



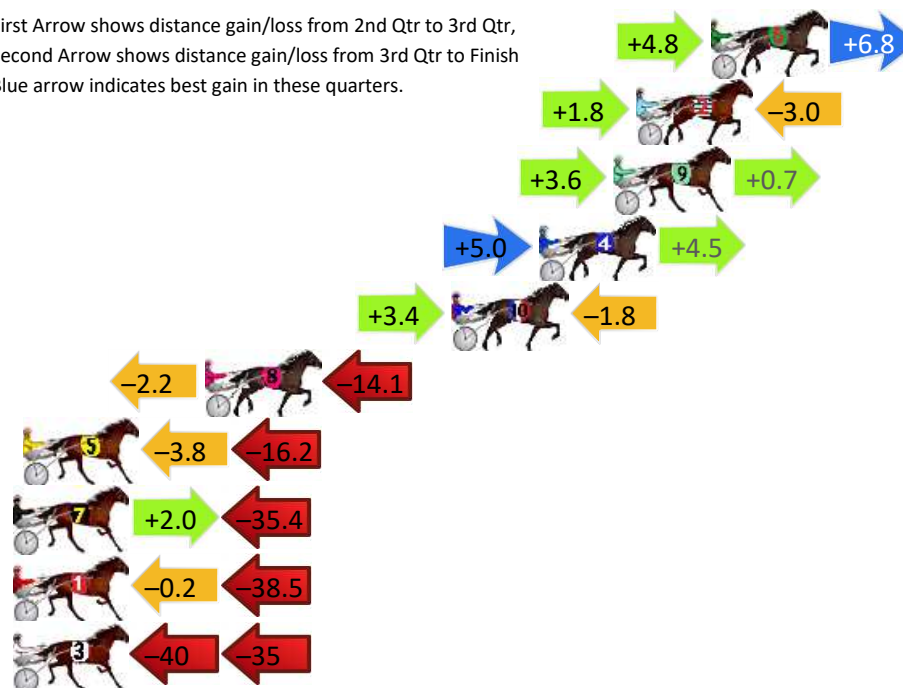
Gross Time: 2:03.00 MileRate: 1:57.50 LeadTime: 5.40s First Qtr: 29.00s Second Qtr: 28.80s Third Qtr: 29.90s Fourth Qtr: 29.90s

DATA TABLE: 800 / 400 Posi's are position from leader and (how wide the horse was at that position)

No	Horse	Plc	Mar	800 Posi	400 Posi	Time	3rd Qtr	4th Qt
6	Graceful Shark	1	0.0m	11.6m (1)	6.8m (1)	2:03.00	29.54s	29.39s
2	Lyca Fantasy	2	3.0m	1.8m (1)	0.0m (1)	2:03.23	29.77s	30.12s
9	No Messing About	3	3.9m	8.2m (0)	4.6m (0)	2:03.31	29.63s	29.85s
4	Rocknroll Dlinger	4	6.9m	16.4m (0)	11.4m (1)	2:03.54	29.53s	29.57s
10	Ultimate Sass	5	10.4m	12.0m (0)	8.6m (0)	2:03.81	29.65s	30.03s
8	Elvira Jane	6	20.3m	4.0m (0)	6.2m (3)	2:04.59	30.06s	30.95s
5	Shesa Enchantress	7	27.6m	7.6m (1)	11.4m (2)	2:05.16	30.18s	31.10s
7	Miss Marcopolo	8	38.2m	4.8m (2)	2.8m (2)	2:05.99	29.75s	32.53s
1	Three Flames	9	38.7m	0.0m (0)	0.2m (0)	2:06.03	29.91s	32.76s
3	Elbruja	10	234.8m	160.0m (0)	200.0m (0)	2:21.39	32.87s	32.49s

Finish Position and metres gained

First Arrow shows distance gain/loss from 2nd Qtr to 3rd Qtr, Second Arrow shows distance gain/loss from 3rd Qtr to Finish Blue arrow indicates best gain in these quarters.



Pinjarra Race 10 Distance 1177m

Monday, 23 June 2025

Gross Time: 1:23.20

MileRate: 1:53.70

LeadTime: 24.90s

First Qtr:

Second Qtr:

Third Qtr: 30.20s

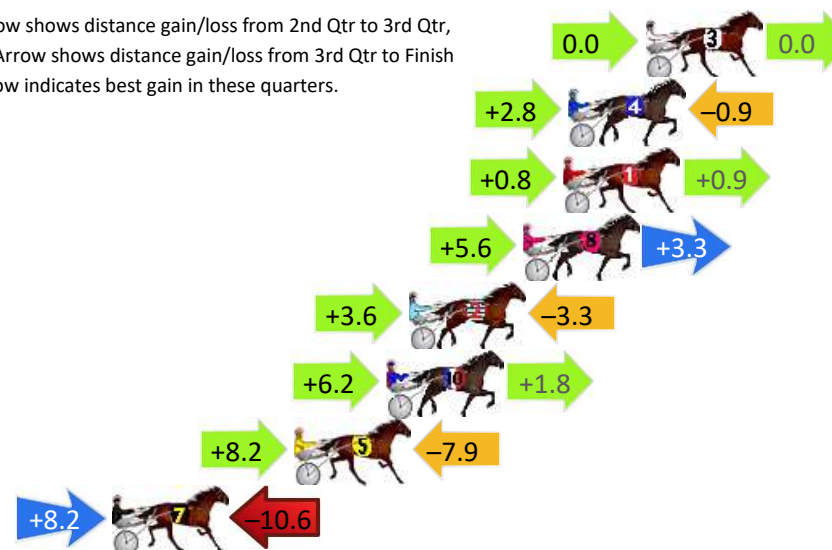
Fourth Qtr: 28.10s

DATA TABLE: 800 / 400 Posi's are position from leader and (how wide the horse was at that position)

NoHorse	Plc	Mar	800 Posi	400 Posi	Time	3rd Qtr	4th Qt
3 Escapefromreality	1	0.0m	0.0m (0)	0.0m (0)	1:23.20	30.20s	28.10s
4 Dream Control	2	3.1m	5.0m (1)	2.2m (1)	1:23.43	30.00s	28.16s
1 Tellmetoattack	3	3.3m	5.0m (0)	4.2m (0)	1:23.44	30.14s	28.04s
8 Gota Good Warhol	4	4.9m	13.8m (0)	8.2m (0)	1:23.56	29.79s	27.87s
2 Sunshine Swift	5	9.5m	9.8m (0)	6.2m (1)	1:23.90	29.95s	28.33s
10 Ripper View	6	10.4m	18.4m (0)	12.2m (0)	1:23.97	29.75s	27.97s
5 Love Of Mine	7	14.1m	14.4m (1)	6.2m (2)	1:24.24	29.63s	28.65s
7 Hotfoot It	8	21.4m	19.0m (1)	10.8m (2)	1:24.78	29.63s	28.84s

Finish Position and metres gained

First Arrow shows distance gain/loss from 2nd Qtr to 3rd Qtr,
Second Arrow shows distance gain/loss from 3rd Qtr to Finish
Blue arrow indicates best gain in these quarters.



800

Visual positions in race at 2nd Quarter



400

Visual positions in race at 3rd Quarter



Powered by



Harness Analyser

Sectional Analysis Software

Not just form | Free Trial

www.facebook.com/PJHarnessRacing



RISE Digital, Harness Racing Australia nor the provider accepts any responsibility for the completeness or accuracy of any of the information contained herein, and makes no representations about its suitability for any particular purpose. Users should make their own judgements about those matters and/or seek independent advice. You assume all risks associated with use of data provided on this page