

# Bunbury Race 1 Distance 1609m

Saturday, 21 June 2025



Gross Time: 1:56.00 MileRate: 1:56.00 LeadTime: 0.00s First Qtr: 27.80s Second Qtr: 30.30s Third Qtr: 28.90s Fourth Qtr: 29.10s

DATA TABLE: 800 / 400 Posi's are position from leader and (how wide the horse was at that position)

No	Horse	Plc	Mar	800 Posi	400 Posi	Time	3rd Qtr	4th Qt
5	Damage Done	1	0.0m	0.0m (0)	0.0m (0)	1:56.00	28.90s	29.10s
6	Major Disco	2	0.1m	12.4m (1)	5.0m (2)	1:56.01	28.37s	28.75s
7	Highview Heidi	3	1.3m	17.0m (2)	1.6m (1)	1:56.10	27.79s	29.08s
4	Shes All Go	4	5.5m	8.4m (0)	10.4m (0)	1:56.42	29.05s	28.75s
2	Village Dee Jay	5	6.1m	4.2m (0)	4.4m (0)	1:56.47	28.91s	29.22s
3	Girl Of Brightness	6	21.8m	4.2m (1)	7.0m (1)	1:57.66	29.10s	30.17s
8	Shoobees Double	7	23.8m	16.4m (0)	20.2m (1)	1:57.82	29.17s	29.36s
9	Wave Rebellion	8	28.4m	8.2m (1)	9.4m (2)	1:58.17	28.98s	30.47s
1	Money Well Spent	9	37.1m	12.4m (0)	22.0m (0)	1:58.83	29.59s	30.19s

## Finish Position and metres gained

First Arrow shows distance gain/loss from 2nd Qtr to 3rd Qtr,  
Second Arrow shows distance gain/loss from 3rd Qtr to Finish  
Blue arrow indicates best gain in these quarters.



Visual positions in race at 2nd Quarter



Visual positions in race at 3rd Quarter

# Bunbury Race 2 Distance 1609m

Saturday, 21 June 2025


Gross Time: 1:56.90 MileRate: 1:56.90 LeadTime: 0.00s First Qtr: 28.60s Second Qtr: 29.70s Third Qtr: 28.90s Fourth Qtr: 29.70s

DATA TABLE: 800 / 400 Posi's are position from leader and (how wide the horse was at that position)

No	Horse	Plc	Mar	800 Posi	400 Posi	Time	3rd Qtr	4th Qt
6	Jiliby Mojito	1	0.0m	0.0m (0)	0.0m (0)	1:56.90	28.90s	29.70s
4	Air Marshal	2	3.7m	4.2m (0)	4.2m (0)	1:57.19	28.90s	29.66s
5	Alta King	3	3.8m	2.8m (1)	2.4m (1)	1:57.20	28.87s	29.80s
7	My Ultimate Kevvie	4	14.0m	12.0m (1)	13.4m (2)	1:57.99	29.00s	29.74s
11	Galeocerdo Cuvier	5	18.7m	23.8m (0)	23.4m (2)	1:58.36	28.88s	29.35s
12	Jack Mannix	6	19.5m	28.0m (0)	25.0m (0)	1:58.42	28.69s	29.29s
2	I Am Siam	7	23.8m	14.0m (0)	17.2m (0)	1:58.75	29.13s	30.19s
3	Sugar Boo	8	26.5m	8.6m (0)	11.4m (0)	1:58.96	29.09s	30.81s
10	Eileenmay	9	30.4m	20.8m (1)	19.2m (2)	1:59.27	28.77s	30.53s
9	Just A Pet	10	32.0m	16.4m (1)	21.4m (1)	1:59.39	29.25s	30.48s
1	Grin Destiny	11	33.0m	7.6m (1)	16.6m (1)	1:59.47	29.54s	30.91s
8	Dawson Shard	12	34.9m	18.4m (0)	25.6m (1)	1:59.62	29.42s	30.39s

## Finish Position and metres gained

First Arrow shows distance gain/loss from 2nd Qtr to 3rd Qtr,  
Second Arrow shows distance gain/loss from 3rd Qtr to Finish  
Blue arrow indicates best gain in these quarters.



800

Visual positions in race at 2nd Quarter



400

Visual positions in race at 3rd Quarter



Powered by



Harness Analyser

Sectional Analysis Software

Not just form | Free Trial

[www.facebook.com/PJHarnessRacing](http://www.facebook.com/PJHarnessRacing)



RISE Digital, Harness Racing Australia nor the provider accepts any responsibility for the completeness or accuracy of any of the information contained herein, and makes no representations about its suitability for any particular purpose. Users should make their own judgements about those matters and/or seek independent advice. You assume all risks associated with use of data provided on this page

# Bunbury Race 3 Distance 2100m

Saturday, 21 June 2025

Gross Time: 2:35.00

MileRate: 1:58.80

LeadTime: 35.50s

First Qtr: 29.90s

Second Qtr: 30.50s

Third Qtr: 30.20s


Fourth Qtr: 28.90s

DATA TABLE: 800 / 400 Posi's are position from leader and (how wide the horse was at that position)

NoHorse	Plc	Mar	800 Posi	400 Posi	Time	3rd Qtr	4th Qt
3 Swagger Man	1	0.0m	7.0m (1)	5.2m (2)	2:35.00	30.06s	28.53s
10 Frankie Major	2	1.7m	8.0m (0)	8.0m (1)	2:35.13	30.19s	28.45s
8 Gold Horseshoe	3	2.3m	4.0m (0)	4.2m (0)	2:35.17	30.21s	28.76s
1 Cry Havoc	4	2.8m	0.0m (0)	0.0m (0)	2:35.21	30.20s	29.10s
11 Linebacker	5	5.7m	12.2m (0)	11.0m (0)	2:35.43	30.10s	28.52s
6 Our Lady Jen	6	9.5m	23.8m (1)	15.8m (2)	2:35.72	29.60s	28.45s
2 Skippin Class	7	9.6m	15.0m (1)	14.0m (1)	2:35.73	30.12s	28.58s
12 Cloud Nine	8	10.7m	16.6m (0)	16.0m (0)	2:35.81	30.15s	28.52s
9 Rellim	9	11.2m	19.2m (1)	18.4m (1)	2:35.85	30.13s	28.38s
5 The Beach Master	10	12.7m	11.2m (1)	10.6m (2)	2:35.96	30.16s	29.05s
7 Manhattan Moon	11	12.9m	29.0m (1)	11.6m (3)	2:35.98	28.92s	28.99s
4 Barbados	12	22.5m	3.0m (1)	3.8m (1)	2:36.71	30.29s	30.24s

## Finish Position and metres gained

First Arrow shows distance gain/loss from 2nd Qtr to 3rd Qtr,  
Second Arrow shows distance gain/loss from 3rd Qtr to Finish  
Blue arrow indicates best gain in these quarters.



800

Visual positions in race at 2nd Quarter



400

Visual positions in race at 3rd Quarter



Powered by



Harness Analyser

Sectional Analysis Software

Not just form | Free Trial

[www.facebook.com/PJHarnessRacing](http://www.facebook.com/PJHarnessRacing)



RISE Digital, Harness Racing Australia nor the provider accepts any responsibility for the completeness or accuracy of any of the information contained herein, and makes no representations about its suitability for any particular purpose. Users should make their own judgements about those matters and/or seek independent advice. You assume all risks associated with use of data provided on this page

# Bunbury Race 4 Distance 2100m

Saturday, 21 June 2025

Gross Time: 2:34.40 MileRate: 1:58.40 LeadTime: 37.00s First Qtr: 31.70s Second Qtr: 29.60s Third Qtr: 29.20s Fourth Qtr: 26.90s

DATA TABLE: 800 / 400 Posi's are position from leader and (how wide the horse was at that position)

NoHorse	Plc	Mar	800 Posi	400 Posi	Time	3rd Qtr	4th Qt
6 Reblin	1	0.0m	4.0m (0)	4.2m (0)	2:34.40	29.20s	26.62s
7 Dame Valour	2	2.2m	0.0m (0)	0.0m (0)	2:34.56	29.21s	27.05s
8 Jill Mach	3	25.2m	13.0m (0)	14.0m (1)	2:36.19	29.30s	27.65s
2 Sundancer Rainbow	4	25.9m	17.2m (0)	18.2m (1)	2:36.24	29.29s	27.41s
1 Ashanti Princess	5	28.2m	9.0m (0)	12.8m (0)	2:36.40	29.51s	27.93s

## Finish Position and metres gained

First Arrow shows distance gain/loss from 2nd Qtr to 3rd Qtr,  
Second Arrow shows distance gain/loss from 3rd Qtr to Finish  
Blue arrow indicates best gain in these quarters.



800

Visual positions in race at 2nd Quarter



400

Visual positions in race at 3rd Quarter



Powered by



Harness Analyser

Sectional Analysis Software

Not just form | Free Trial

[www.facebook.com/PJHarnessRacing](http://www.facebook.com/PJHarnessRacing)



RISE Digital, Harness Racing Australia nor the provider accepts any responsibility for the completeness or accuracy of any of the information contained herein, and makes no representations about its suitability for any particular purpose. Users should make their own judgements about those matters and/or seek independent advice. You assume all risks associated with use of data provided on this page



# Bunbury Race 5 Distance 2100m

Saturday, 21 June 2025

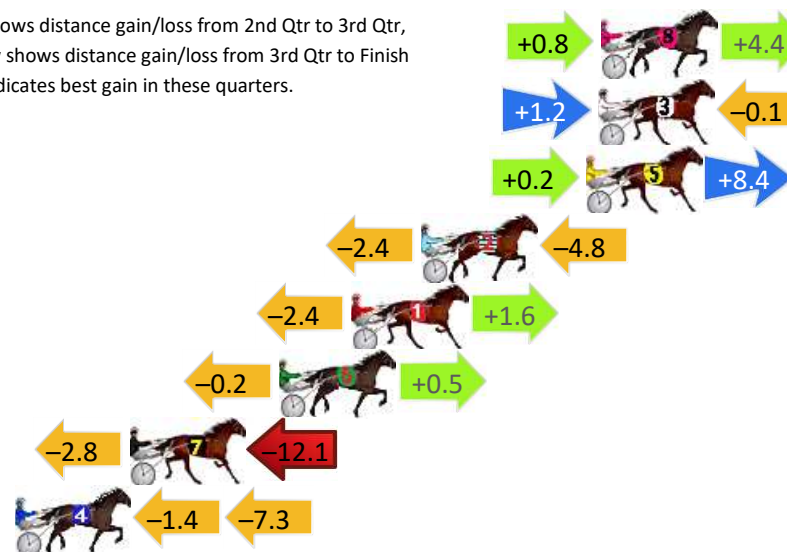
Gross Time: 2:36.10 MileRate: 1:59.60 LeadTime: 36.60s First Qtr: 32.00s Second Qtr: 29.00s Third Qtr: 29.60s Fourth Qtr: 28.90s

DATA TABLE: 800 / 400 Posi's are position from leader and (how wide the horse was at that position)

NoHorse	Plc	Mar	800 Posi	400 Posi	Time	3rd Qtr	4th Qt
8 Cretaceous	1	0.0m	5.2m (1)	4.4m (1)	2:36.10	29.54s	28.58s
3 Douseeme	2	0.1m	1.2m (1)	0.0m (1)	2:36.11	29.51s	28.91s
5 Spiritofanangel	3	0.6m	9.2m (1)	9.0m (1)	2:36.15	29.58s	28.30s
2 Heartofahlia	4	7.2m	0.0m (0)	2.4m (0)	2:36.65	29.78s	29.24s
1 Just A Happy Man	5	10.0m	9.2m (0)	11.6m (0)	2:36.86	29.77s	28.79s
6 Kopper Kote	6	12.9m	13.2m (1)	13.4m (1)	2:37.08	29.61s	28.86s
7 Tommy Price	7	18.9m	4.0m (0)	6.8m (0)	2:37.53	29.81s	29.77s
4 Im Grafter	8	23.5m	14.8m (0)	16.2m (0)	2:37.88	29.71s	29.42s

## Finish Position and metres gained

First Arrow shows distance gain/loss from 2nd Qtr to 3rd Qtr,  
Second Arrow shows distance gain/loss from 3rd Qtr to Finish  
Blue arrow indicates best gain in these quarters.



800

Visual positions in race at 2nd Quarter



400

Visual positions in race at 3rd Quarter



Powered by



Harness Analyser

Sectional Analysis Software

Not just form | Free Trial

[www.facebook.com/PJHarnessRacing](http://www.facebook.com/PJHarnessRacing)



RISE Digital, Harness Racing Australia nor the provider accepts any responsibility for the completeness or accuracy of any of the information contained herein, and makes no representations about its suitability for any particular purpose. Users should make their own judgements about those matters and/or seek independent advice. You assume all risks associated with use of data provided on this page

# Bunbury Race 6 Distance 2100m

Saturday, 21 June 2025

Gross Time: 2:35.40

MileRate: 1:59.10

LeadTime: 35.30s

First Qtr: 31.90s

Second Qtr: 31.00s

Third Qtr: 29.60s


Fourth Qtr: 27.60s

DATA TABLE: 800 / 400 Posi's are position from leader and (how wide the horse was at that position)

No	Horse	Plc	Mar	800 Posi	400 Posi	Time	3rd Qtr	4th Qt
4	Lazi Dais	1	0.0m	15.6m (2)	2.4m (3)	2:35.40	28.66s	27.44s
11	Duncan Twentytwo	2	15.5m	11.6m (2)	7.0m (3)	2:36.53	29.29s	28.18s
8	Luzia	3	18.2m	12.6m (0)	12.4m (2)	2:36.72	29.60s	28.00s
6	Write Rite Right	4	23.3m	0.0m (0)	0.0m (0)	2:37.09	29.66s	29.20s
5	Charli Brown	5	23.6m	3.8m (1)	2.0m (1)	2:37.11	29.53s	29.08s
3	Camel Plus	6	25.1m	7.8m (1)	6.4m (1)	2:37.22	29.55s	28.88s
10	Athreeshotteagle	7	30.2m	7.4m (2)	3.2m (2)	2:37.59	29.37s	29.45s
7	Taylors Boy Fred	8	31.7m	16.8m (0)	18.6m (1)	2:37.70	29.76s	28.50s
9	Headline Adda	9	33.0m	12.0m (1)	11.4m (3)	2:37.80	29.61s	29.08s
12	Nife Toa Gunfight	10	34.4m	16.0m (1)	16.0m (3)	2:37.90	29.65s	28.86s
2	Stay Sober	11	47.2m	4.0m (0)	6.0m (0)	2:38.83	29.84s	30.43s
1	Star Pocket	12	92.7m	8.2m (0)	15.4m (0)	2:42.13	30.30s	32.90s

## Finish Position and metres gained

First Arrow shows distance gain/loss from 2nd Qtr to 3rd Qtr,  
Second Arrow shows distance gain/loss from 3rd Qtr to Finish  
Blue arrow indicates best gain in these quarters.



800

Visual positions in race at 2nd Quarter



400

Visual positions in race at 3rd Quarter



Powered by



Harness Analyser

Sectional Analysis Software

Not just form | Free Trial

[www.facebook.com/PJHarnessRacing](http://www.facebook.com/PJHarnessRacing)



RISE Digital, Harness Racing Australia nor the provider accepts any responsibility for the completeness or accuracy of any of the information contained herein, and makes no representations about its suitability for any particular purpose. Users should make their own judgements about those matters and/or seek independent advice. You assume all risks associated with use of data provided on this page

# Bunbury Race 7 Distance 2100m

Saturday, 21 June 2025

Gross Time: 2:37.40 MileRate: 2:00.60 LeadTime: 36.40s First Qtr: 31.10s Second Qtr: 29.60s Third Qtr: 30.10s Fourth Qtr: 30.20s

DATA TABLE: 800 / 400 Posi's are position from leader and (how wide the horse was at that position)

No	Horse	Plc	Mar	800 Posi	400 Posi	Time	3rd Qtr	4th Qt
4	Majestic Ga Ga	1	0.0m	0.0m (0)	0.0m (0)	2:37.40	30.10s	30.20s
5	Luvafclair	2	10.5m	10.0m (0)	15.6m (0)	2:38.23	30.52s	29.82s
6	Chumani	3	24.0m	8.0m (1)	11.4m (1)	2:39.30	30.35s	31.15s
3	Line The Starzzz	4	26.8m	12.2m (1)	15.4m (2)	2:39.52	30.34s	31.06s
7	Patched	5	33.2m	3.4m (1)	7.0m (1)	2:40.03	30.37s	32.17s
9	Beefour Bacardi	6	42.2m	25.4m (1)	28.0m (1)	2:40.74	30.29s	31.27s
8	Posseidon	7	50.0m	17.6m (1)	20.2m (1)	2:41.35	30.29s	32.44s
1	The Beat	8	53.0m	17.2m (0)	20.6m (0)	2:41.59	30.35s	32.63s
2	Mriya Dream	9	57.9m	5.4m (0)	10.2m (0)	2:41.98	30.45s	33.78s

## Finish Position and metres gained

First Arrow shows distance gain/loss from 2nd Qtr to 3rd Qtr,  
Second Arrow shows distance gain/loss from 3rd Qtr to Finish  
Blue arrow indicates best gain in these quarters.

