

Pinjarra Race 1 Distance 1684m

Monday, 16 June 2025

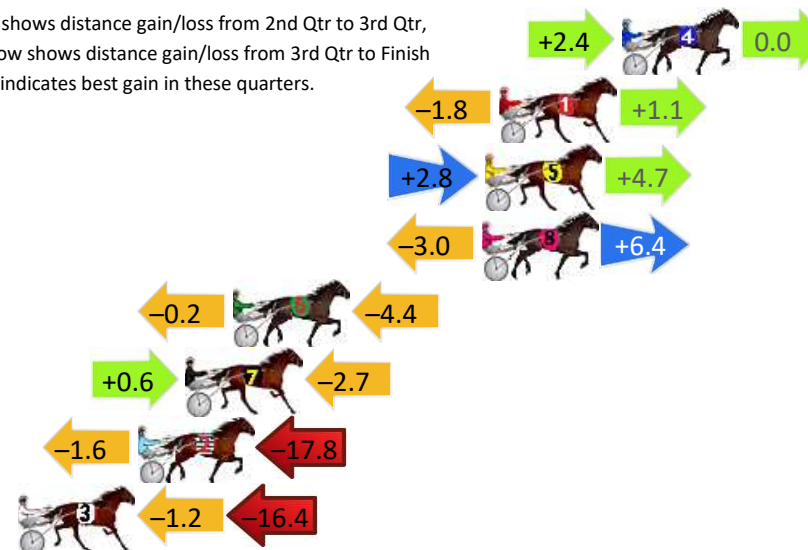
Gross Time: 2:05.20 MileRate: 1:59.70 LeadTime: 5.00s First Qtr: 29.40s Second Qtr: 31.40s Third Qtr: 29.50s Fourth Qtr: 29.90s

DATA TABLE: 800 / 400 Posi's are position from leader and (how wide the horse was at that position)

NoHorse	Plc	Mar	800 Posi	400 Posi	Time	3rd Qtr	4th Qt
4 Mriya Dream	1	0.0m	2.4m (1)	0.0m (1)	2:05.20	29.32s	29.90s
1 Lavradore	2	4.9m	4.2m (0)	6.0m (0)	2:05.58	29.63s	29.82s
5 Dreambigaimhigh	3	5.5m	13.0m (0)	10.2m (0)	2:05.63	29.30s	29.55s
8 Lots Of Change	4	5.6m	9.0m (0)	12.0m (1)	2:05.64	29.72s	29.42s
6 Dark Secret	5	15.6m	11.0m (1)	11.2m (2)	2:06.42	29.51s	30.23s
7 Peachee	6	17.5m	15.4m (1)	14.8m (3)	2:06.57	29.45s	30.10s
2 Onestep Ahead	7	19.4m	0.0m (0)	1.6m (0)	2:06.72	29.61s	31.22s
3 Tilthesunsets	8	24.2m	6.6m (1)	7.8m (1)	2:07.10	29.58s	31.12s

Finish Position and metres gained

First Arrow shows distance gain/loss from 2nd Qtr to 3rd Qtr,
Second Arrow shows distance gain/loss from 3rd Qtr to Finish
Blue arrow indicates best gain in these quarters.



800

Visual positions in race at 2nd Quarter



400

Visual positions in race at 3rd Quarter



Powered by



Harness Analyser

Sectional Analysis Software

Not just form | Free Trial

www.facebook.com/PJHarnessRacing



RISE Digital, Harness Racing Australia nor the provider accepts any responsibility for the completeness or accuracy of any of the information contained herein, and makes no representations about its suitability for any particular purpose. Users should make their own judgements about those matters and/or seek independent advice. You assume all risks associated with use of data provided on this page

Pinjarra Race 2 Distance 1684m

Monday, 16 June 2025

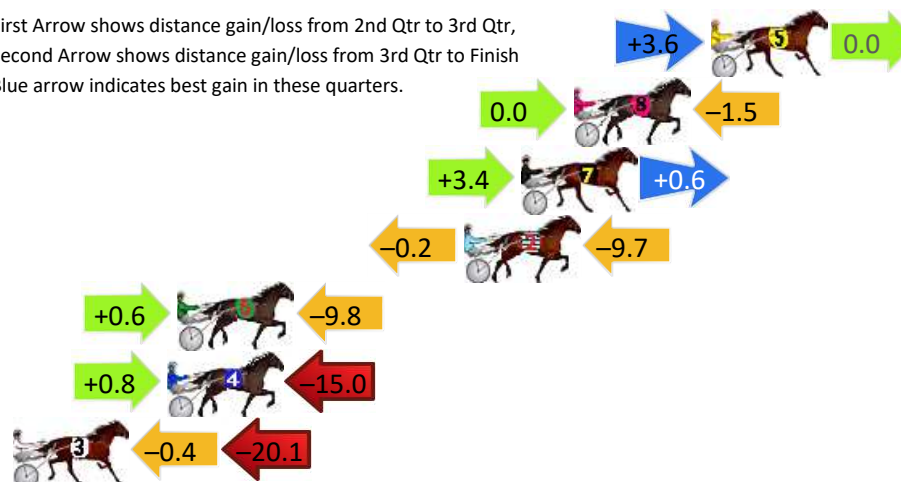
Gross Time: 2:02.80 MileRate: 1:57.40 LeadTime: 5.60s First Qtr: 28.70s Second Qtr: 30.50s Third Qtr: 29.60s Fourth Qtr: 28.40s

DATA TABLE: 800 / 400 Posi's are position from leader and (how wide the horse was at that position)

NoHorse	Plc	Mar	800 Posi	400 Posi	Time	3rd Qtr	4th Qt
5 Wake Up Geoff	1	0.0m	3.6m (1)	0.0m (1)	2:02.80	29.34s	28.40s
8 Crown General	2	5.5m	4.0m (0)	4.0m (0)	2:03.21	29.60s	28.51s
7 Mink	3	7.6m	11.6m (1)	8.2m (2)	2:03.37	29.35s	28.36s
2 Straniero Del Mare	4	9.9m	0.0m (0)	0.2m (0)	2:03.54	29.63s	29.08s
6 Ikes Got The Mike	5	21.4m	12.2m (0)	11.6m (1)	2:04.40	29.57s	29.09s
4 Roximus	6	21.8m	7.6m (1)	6.8m (1)	2:04.43	29.56s	29.46s
3 Valamaki	7	28.5m	8.0m (0)	8.4m (0)	2:04.93	29.66s	29.82s

Finish Position and metres gained

First Arrow shows distance gain/loss from 2nd Qtr to 3rd Qtr,
Second Arrow shows distance gain/loss from 3rd Qtr to Finish
Blue arrow indicates best gain in these quarters.



800

Visual positions in race at 2nd Quarter



400

Visual positions in race at 3rd Quarter



Powered by



Harness Analyser

Sectional Analysis Software

Not just form | Free Trial

www.facebook.com/PJHarnessRacing



RISE Digital, Harness Racing Australia nor the provider accepts any responsibility for the completeness or accuracy of any of the information contained herein, and makes no representations about its suitability for any particular purpose. Users should make their own judgements about those matters and/or seek independent advice. You assume all risks associated with use of data provided on this page

Pinjarra Race 3 Distance 2185m

Monday, 16 June 2025

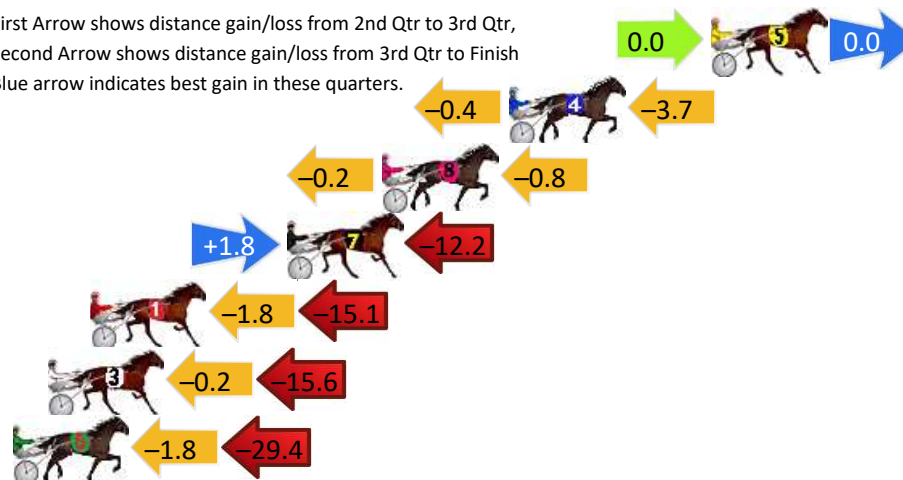
Gross Time: 2:45.40 MileRate: 2:01.80 LeadTime: 43.80s First Qtr: 31.90s Second Qtr: 31.40s Third Qtr: 30.00s Fourth Qtr: 28.30s

DATA TABLE: 800 / 400 Posi's are position from leader and (how wide the horse was at that position)


NoHorse	Plc	Mar	800 Posi	400 Posi	Time	3rd Qtr	4th Qt
5 Pick Me	1	0.0m	0.0m (0)	0.0m (0)	2:45.40	30.00s	28.30s
4 Dougs Legacy	2	8.1m	4.0m (0)	4.4m (0)	2:46.00	30.04s	28.56s
8 Save Me	3	13.2m	12.2m (0)	12.4m (0)	2:46.38	30.02s	28.36s
7 Athreeshoteagle	4	17.0m	6.6m (1)	4.8m (2)	2:46.66	29.90s	29.16s
1 Allizee	5	24.9m	8.0m (0)	9.8m (1)	2:47.25	30.16s	29.36s
3 Ultimate Sass	6	26.6m	10.8m (1)	11.0m (2)	2:47.38	30.05s	29.40s
6 Always Sea Miki	7	33.8m	2.6m (1)	4.4m (1)	2:47.91	30.19s	30.37s

Finish Position and metres gained

First Arrow shows distance gain/loss from 2nd Qtr to 3rd Qtr,
Second Arrow shows distance gain/loss from 3rd Qtr to Finish
Blue arrow indicates best gain in these quarters.



Visual positions in race at 2nd Quarter



Visual positions in race at 3rd Quarter

Pinjarra Race 4 Distance 2185m

Monday, 16 June 2025


Gross Time: 2:42.90 MileRate: 2:00.00 LeadTime: 42.70s First Qtr: 33.20s Second Qtr: 30.70s Third Qtr: 28.20s Fourth Qtr: 28.10s

DATA TABLE: 800 / 400 Posi's are position from leader and (how wide the horse was at that position)

NoHorse	Plc	Mar	800 Posi	400 Posi	Time	3rd Qtr	4th Qt
3 Numbercruncher	1	0.0m	0.0m (0)	0.0m (0)	2:42.90	28.20s	28.10s
5 Float My Boat	2	13.6m	10.4m (1)	9.0m (1)	2:43.90	28.10s	28.42s
6 Write Rite Right	3	15.0m	14.2m (1)	12.8m (1)	2:44.01	28.10s	28.25s
4 Boom It Up	4	15.1m	6.6m (1)	5.0m (1)	2:44.02	28.09s	28.81s
8 Camel Plus	5	15.3m	8.6m (0)	8.6m (0)	2:44.03	28.20s	28.57s
1 Elvira Jane	6	15.4m	4.2m (0)	4.2m (0)	2:44.04	28.20s	28.88s
7 Charli Brown	7	24.0m	2.6m (1)	1.2m (1)	2:44.67	28.10s	29.69s
2 Dancinwithestarz	8	35.7m	17.2m (0)	18.4m (0)	2:45.54	28.29s	29.31s
9 Walk The Plank	9	37.5m	13.0m (0)	14.2m (0)	2:45.67	28.29s	29.73s

Finish Position and metres gained

First Arrow shows distance gain/loss from 2nd Qtr to 3rd Qtr,
Second Arrow shows distance gain/loss from 3rd Qtr to Finish
Blue arrow indicates best gain in these quarters.



800

Visual positions in race at 2nd Quarter



400

Visual positions in race at 3rd Quarter



Powered by



Harness Analyser

Sectional Analysis Software

Not just form | Free Trial

www.facebook.com/PJHarnessRacing



RISE Digital, Harness Racing Australia nor the provider accepts any responsibility for the completeness or accuracy of any of the information contained herein, and makes no representations about its suitability for any particular purpose. Users should make their own judgements about those matters and/or seek independent advice. You assume all risks associated with use of data provided on this page

Pinjarra Race 5 Distance 1177m

Monday, 16 June 2025

Gross Time: 1:23.70

MileRate: 1:54.40

LeadTime: 26.10s

First Qtr:

Second Qtr:

Third Qtr: 29.00s

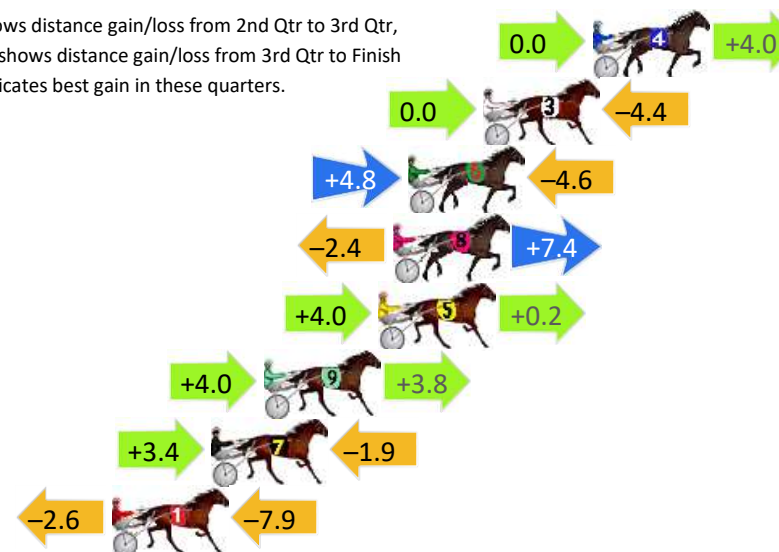
Fourth Qtr: 28.60s

DATA TABLE: 800 / 400 Posi's are position from leader and (how wide the horse was at that position)

NoHorse	Plc	Mar	800 Posi	400 Posi	Time	3rd Qtr	4th Qt
4 Luke Attack	1	0.0m	4.0m (0)	4.0m (0)	1:23.70	29.00s	28.32s
3 Iwill Never Know	2	4.4m	0.0m (0)	0.0m (0)	1:24.03	29.00s	28.91s
6 Galvinston John	3	7.4m	7.6m (1)	2.8m (1)	1:24.26	28.66s	28.93s
8 The Batmobile	4	8.0m	13.0m (0)	15.4m (0)	1:24.30	29.17s	28.07s
5 More Than Honoured	5	8.6m	12.8m (1)	8.8m (1)	1:24.35	28.71s	28.59s
9 Im Drinkindoubles	6	13.2m	21.0m (1)	17.0m (2)	1:24.69	28.71s	28.33s
7 Sunpatra	7	15.3m	16.8m (1)	13.4m (1)	1:24.85	28.76s	28.74s
1 Simplythebest	8	19.3m	8.8m (0)	11.4m (0)	1:25.15	29.19s	29.16s

Finish Position and metres gained

First Arrow shows distance gain/loss from 2nd Qtr to 3rd Qtr,
Second Arrow shows distance gain/loss from 3rd Qtr to Finish
Blue arrow indicates best gain in these quarters.



800

Visual positions in race at 2nd Quarter



400

Visual positions in race at 3rd Quarter



Powered by



Harness Analyser

Sectional Analysis Software

Not just form | Free Trial

www.facebook.com/PJHarnessRacing



RISE Digital, Harness Racing Australia nor the provider accepts any responsibility for the completeness or accuracy of any of the information contained herein, and makes no representations about its suitability for any particular purpose. Users should make their own judgements about those matters and/or seek independent advice. You assume all risks associated with use of data provided on this page

Pinjarra Race 6 Distance 1684m

Monday, 16 June 2025

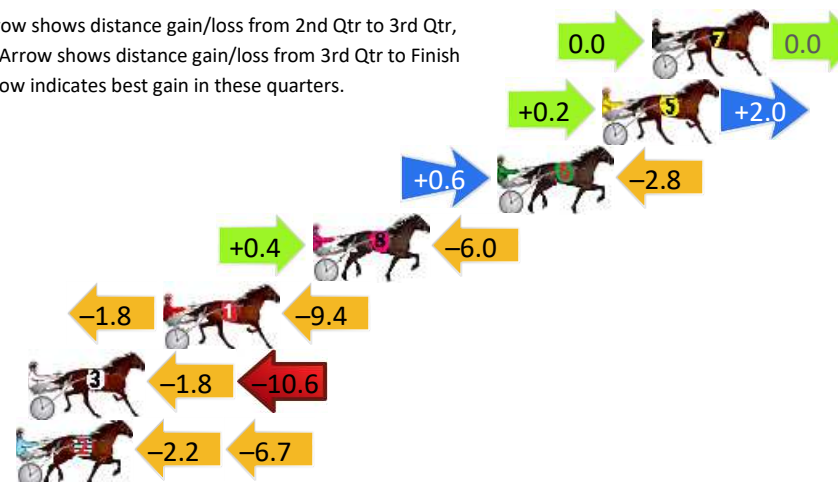
Gross Time: 1:59.40 MileRate: 1:54.10 LeadTime: 4.90s First Qtr: 28.30s Second Qtr: 30.40s Third Qtr: 28.50s Fourth Qtr: 27.30s

DATA TABLE: 800 / 400 Posi's are position from leader and (how wide the horse was at that position)

NoHorse	Plc	Mar	800 Posi	400 Posi	Time	3rd Qtr	4th Qt
7 Last Hard Copy	1	0.0m	0.0m (0)	0.0m (0)	1:59.40	28.50s	27.30s
5 Yawoma	2	2.0m	4.2m (0)	4.0m (0)	1:59.54	28.48s	27.16s
6 When In Vegas	3	6.2m	4.0m (1)	3.4m (1)	1:59.85	28.46s	27.49s
8 Damage Done	4	13.6m	8.0m (1)	7.6m (1)	2:00.38	28.48s	27.71s
1 Village Dee Jay	5	19.6m	8.4m (0)	10.2m (0)	2:00.81	28.64s	27.94s
3 Shes All Go	6	25.0m	12.6m (0)	14.4m (1)	2:01.20	28.64s	28.02s
2 Crunch The Numbers	7	25.5m	16.6m (0)	18.8m (1)	2:01.23	28.66s	27.75s

Finish Position and metres gained

First Arrow shows distance gain/loss from 2nd Qtr to 3rd Qtr,
Second Arrow shows distance gain/loss from 3rd Qtr to Finish
Blue arrow indicates best gain in these quarters.



800

Visual positions in race at 2nd Quarter



400

Visual positions in race at 3rd Quarter



Powered by



Harness Analyser

Sectional Analysis Software

Not just form | Free Trial

www.facebook.com/PJHarnessRacing



RISE Digital, Harness Racing Australia nor the provider accepts any responsibility for the completeness or accuracy of any of the information contained herein, and makes no representations about its suitability for any particular purpose. Users should make their own judgements about those matters and/or seek independent advice. You assume all risks associated with use of data provided on this page

Pinjarra Race 7 Distance 1177m

Monday, 16 June 2025

Gross Time: 1:23.10

MileRate: 1:53.60

LeadTime: 25.60s

First Qtr:

Second Qtr:

Third Qtr: 28.50s

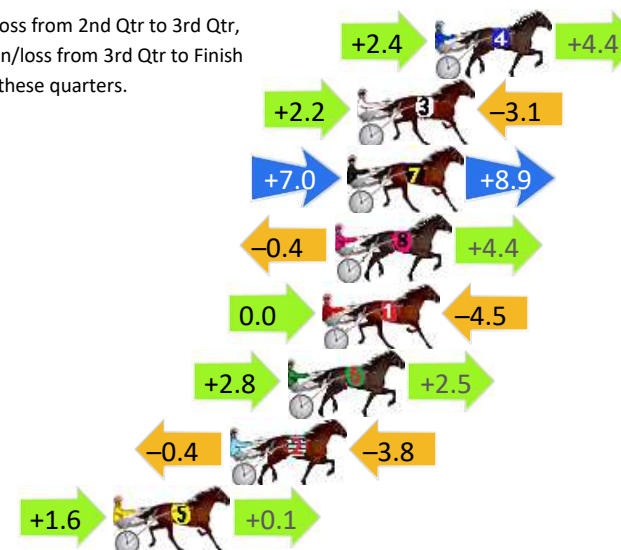
Fourth Qtr: 29.00s

DATA TABLE: 800 / 400 Posi's are position from leader and (how wide the horse was at that position)

NoHorse	Plc	Mar	800 Posi	400 Posi	Time	3rd Qtr	4th Qt
4 Lucienne	1	0.0m	6.8m (1)	4.4m (1)	1:23.10	28.33s	28.68s
3 Karaoke Star	2	3.1m	2.2m (1)	0.0m (1)	1:23.34	28.34s	29.22s
7 Cohlin	3	3.5m	19.4m (1)	12.4m (1)	1:23.37	28.01s	28.36s
8 Heavenly Bliss	4	4.0m	8.0m (0)	8.4m (0)	1:23.40	28.53s	28.68s
1 Straylya	5	4.5m	0.0m (0)	0.0m (0)	1:23.44	28.50s	29.32s
6 Bealawyer	6	5.9m	11.2m (1)	8.4m (1)	1:23.55	28.30s	28.82s
2 Spinner Of Yarns	7	8.2m	4.0m (0)	4.4m (0)	1:23.72	28.53s	29.27s
5 Dustyroads	8	12.9m	14.6m (0)	13.0m (0)	1:24.08	28.39s	28.99s

Finish Position and metres gained

First Arrow shows distance gain/loss from 2nd Qtr to 3rd Qtr,
Second Arrow shows distance gain/loss from 3rd Qtr to Finish
Blue arrow indicates best gain in these quarters.



800

Visual positions in race at 2nd Quarter



400

Visual positions in race at 3rd Quarter



Powered by



Harness Analyser

Sectional Analysis Software

Not just form | Free Trial

www.facebook.com/PJHarnessRacing



RISE Digital, Harness Racing Australia nor the provider accepts any responsibility for the completeness or accuracy of any of the information contained herein, and makes no representations about its suitability for any particular purpose. Users should make their own judgements about those matters and/or seek independent advice. You assume all risks associated with use of data provided on this page

Pinjarra Race 8 Distance 2185m

Monday, 16 June 2025

Gross Time: 2:38.70

MileRate: 1:56.90

LeadTime: 41.00s

First Qtr: 29.80s

Second Qtr: 29.40s

Third Qtr: 28.80s


Fourth Qtr: 29.70s

DATA TABLE: 800 / 400 Posi's are position from leader and (how wide the horse was at that position)

No	Horse	Plc	Mar	800 Posi	400 Posi	Time	3rd Qtr	4th Qt
11	Malakie	1	0.0m	0.0m (0)	0.0m (0)	2:38.70	28.80s	29.70s
5	Spiritofanangel	2	16.7m	21.4m (1)	12.6m (3)	2:40.00	28.16s	30.00s
8	Luhrsy	3	16.9m	23.2m (0)	22.6m (2)	2:40.02	28.76s	29.28s
10	Big Bozz	4	17.4m	12.4m (1)	12.6m (2)	2:40.05	28.81s	30.05s
12	Switch Blade	5	22.1m	16.4m (1)	17.8m (2)	2:40.42	28.90s	30.02s
7	Road Star	6	34.8m	15.2m (2)	10.0m (1)	2:41.41	28.39s	31.53s
6	Call To Arms	7	35.4m	15.0m (0)	22.6m (0)	2:41.46	29.34s	30.65s
4	Diamond Bay	8	43.9m	4.4m (0)	11.6m (0)	2:42.12	29.29s	32.08s
9	Dream Control	9	48.8m	8.4m (1)	17.8m (0)	2:42.50	29.45s	31.99s
1	Rodger James	10	65.1m	19.0m (0)	35.0m (1)	2:43.77	29.93s	31.92s
3	Dat Lovely	11	76.0m	3.2m (1)	19.6m (1)	2:44.62	29.93s	33.86s
2	Trittrittbangbang	12	78.6m	11.0m (0)	34.0m (0)	2:44.82	30.42s	32.99s

Finish Position and metres gained

First Arrow shows distance gain/loss from 2nd Qtr to 3rd Qtr,
Second Arrow shows distance gain/loss from 3rd Qtr to Finish
Blue arrow indicates best gain in these quarters



Visual positions in race at 2nd Quarter



Visual positions in race at 3rd Quarter



Powered by



Harness Analyser

Sectional Analysis Software

Not just form | Free Trial

www.facebook.com/PJHarnessRacing



RISE Digital, Harness Racing Australia nor the provider accepts any responsibility for the completeness or accuracy of any of the information contained herein, and makes no representations about its suitability for any particular purpose. Users should make their own judgements about those matters and/or seek independent advice. You assume all risks associated with use of data provided on this page

Pinjarra Race 9 Distance 1684m

Monday, 16 June 2025

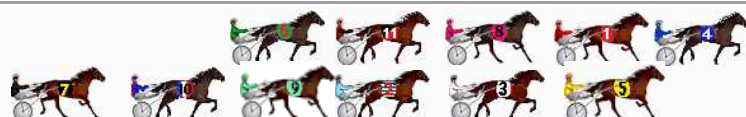

Gross Time: 1:59.60 MileRate: 1:54.30 LeadTime: 5.20s First Qtr: 29.10s Second Qtr: 28.50s Third Qtr: 28.00s Fourth Qtr: 28.80s

DATA TABLE: 800 / 400 Posi's are position from leader and (how wide the horse was at that position)

NoHorse	Plc	Mar	800 Posi	400 Posi	Time	3rd Qtr	4th Qt
7 Copy Cat Queen	1	0.0m	25.8m (1)	1.8m (2)	1:59.60	26.31s	28.67s
10 Trouble Supreme	2	10.1m	21.0m (1)	16.2m (2)	2:00.36	27.67s	28.36s
11 Cloud Nine	3	11.5m	12.8m (0)	13.8m (0)	2:00.47	28.07s	28.64s
1 World Secret	4	12.5m	4.0m (0)	4.4m (0)	2:00.54	28.02s	29.38s
2 Sweet Ivy	5	12.6m	12.8m (1)	8.2m (2)	2:00.55	27.67s	29.12s
4 Betterthan Secret	6	16.1m	0.0m (0)	0.0m (0)	2:00.82	27.98s	29.95s
6 Mister Ridgewell	7	17.0m	17.0m (0)	13.2m (1)	2:00.89	27.73s	29.07s
9 Lenora Jane	8	17.8m	16.6m (1)	12.0m (2)	2:00.95	27.67s	29.22s
5 Gregarmy	9	18.5m	3.6m (1)	4.4m (1)	2:01.00	28.04s	29.81s
8 Jingling Jewels	10	21.6m	8.4m (0)	9.6m (0)	2:01.23	28.07s	29.66s
3 Recover Lover	11	26.6m	8.2m (1)	8.6m (1)	2:01.61	28.01s	30.09s

Finish Position and metres gained

First Arrow shows distance gain/loss from 2nd Qtr to 3rd Qtr, Second Arrow shows distance gain/loss from 3rd Qtr to Finish Blue arrow indicates best gain in these quarters.



800

Visual positions in race at 2nd Quarter



400

Visual positions in race at 3rd Quarter



Powered by



Harness Analyser

Sectional Analysis Software

Not just form | Free Trial

www.facebook.com/PJHarnessRacing



RISE Digital, Harness Racing Australia nor the provider accepts any responsibility for the completeness or accuracy of any of the information contained herein, and makes no representations about its suitability for any particular purpose. Users should make their own judgements about those matters and/or seek independent advice. You assume all risks associated with use of data provided on this page