

# Narrogin Race 1 Distance 1823m

Saturday, 14 June 2025

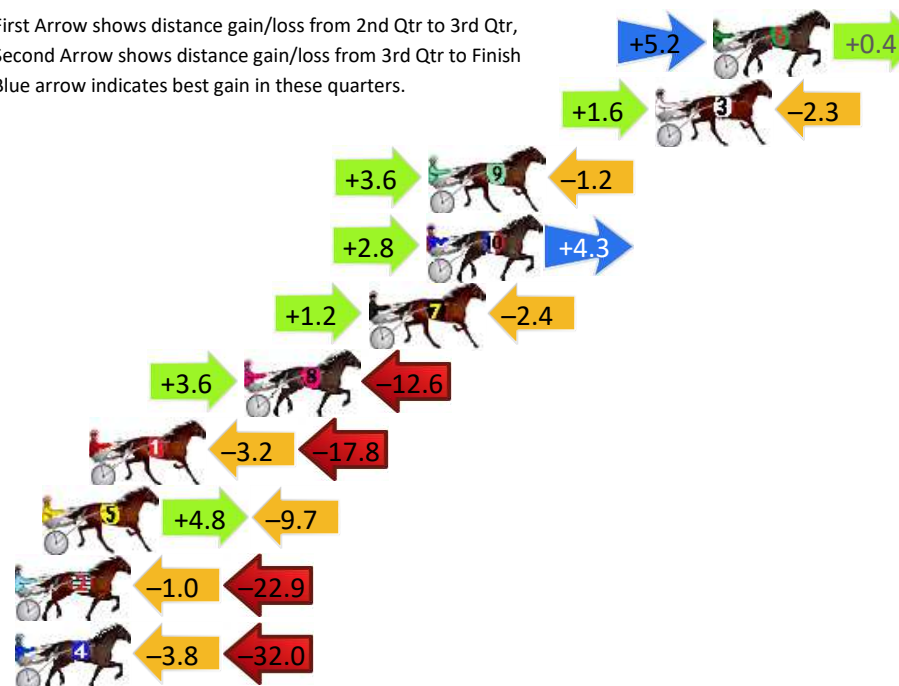
Gross Time: 2:14.80 MileRate: 1:59.00 LeadTime: 14.50s First Qtr: 30.20s Second Qtr: 30.10s Third Qtr: 29.90s Fourth Qtr: 30.10s

DATA TABLE: 800 / 400 Posi's are position from leader and (how wide the horse was at that position)

No	Horse	Plc	Mar	800 Posi	400 Posi	Time	3rd Qtr	4th Qt
6	Kinsaabi	1	0.0m	5.6m (1)	0.4m (2)	2:14.80	29.51s	30.07s
3	Alta King	2	2.3m	1.6m (1)	0.0m (1)	2:14.98	29.78s	30.27s
9	Elephant Rock	3	11.4m	13.8m (1)	10.2m (2)	2:15.70	29.63s	30.19s
10	Galeocerdo Cuvier	4	11.5m	18.6m (1)	15.8m (1)	2:15.71	29.69s	29.78s
7	Ginnivan	5	13.8m	12.6m (0)	11.4m (1)	2:15.89	29.81s	30.28s
8	Speed Force	6	18.8m	9.8m (1)	6.2m (2)	2:16.28	29.63s	31.04s
1	Grin Destiny	7	25.0m	4.0m (0)	7.2m (1)	2:16.77	30.13s	31.43s
5	Major Buzz	8	26.9m	22.0m (0)	17.2m (0)	2:16.92	29.54s	30.83s
2	I Am Siam	9	32.1m	8.2m (0)	9.2m (0)	2:17.33	29.97s	31.81s
4	Perfect Move	10	35.8m	0.0m (0)	3.8m (0)	2:17.62	30.18s	32.49s

## Finish Position and metres gained

First Arrow shows distance gain/loss from 2nd Qtr to 3rd Qtr, Second Arrow shows distance gain/loss from 3rd Qtr to Finish  
Blue arrow indicates best gain in these quarters.



800

Visual positions in race at 2nd Quarter



400

Visual positions in race at 3rd Quarter



Powered by



Harness Analyser

Sectional Analysis Software

Not just form | Free Trial

[www.facebook.com/PJHarnessRacing](http://www.facebook.com/PJHarnessRacing)



RISE Digital, Harness Racing Australia nor the provider accepts any responsibility for the completeness or accuracy of any of the information contained herein, and makes no representations about its suitability for any particular purpose. Users should make their own judgements about those matters and/or seek independent advice. You assume all risks associated with use of data provided on this page

# Narrogin Race 2 Distance 2242m

Saturday, 14 June 2025


Gross Time: 2:51.10 MileRate: 2:02.80 LeadTime: 46.80s First Qtr: 30.80s Second Qtr: 30.70s Third Qtr: 30.60s Fourth Qtr: 32.20s

DATA TABLE: 800 / 400 Posi's are position from leader and (how wide the horse was at that position)

No	Horse	Plc	Mar	800 Posi	400 Posi	Time	3rd Qtr	4th Qt
7	Sanford Bart	1	0.0m	8.4m (0)	8.2m (0)	2:51.10	30.60s	31.54s
6	Dannika	2	0.3m	1.4m (1)	1.6m (1)	2:51.13	30.62s	32.10s
4	Ciao Babe	3	0.5m	16.6m (0)	10.8m (2)	2:51.14	30.17s	31.38s
2	Ashima	4	2.4m	0.0m (0)	0.0m (0)	2:51.30	30.60s	32.39s
1	Anyloveisgoodlove	5	2.6m	4.0m (0)	4.0m (0)	2:51.32	30.60s	32.09s
3	Just A Happy Man	6	8.5m	9.8m (1)	5.8m (1)	2:51.81	30.28s	32.42s
9	Jordano	7	11.0m	17.8m (2)	6.6m (3)	2:52.02	29.72s	32.55s
8	Lowlands Beach Boy	8	11.1m	14.4m (1)	10.4m (1)	2:52.03	30.29s	32.26s
10	Graces Star	9	13.6m	12.6m (0)	14.0m (0)	2:52.24	30.71s	32.17s
5	Swanbourne Spunk	10	13.9m	5.8m (1)	5.0m (2)	2:52.27	30.52s	32.91s

## Finish Position and metres gained

First Arrow shows distance gain/loss from 2nd Qtr to 3rd Qtr,  
Second Arrow shows distance gain/loss from 3rd Qtr to Finish  
Blue arrow indicates best gain in these quarters.



800

Visual positions in race at 2nd Quarter



400

Visual positions in race at 3rd Quarter



Powered by



Harness Analyser

Sectional Analysis Software

Not just form | Free Trial

[www.facebook.com/PJHarnessRacing](http://www.facebook.com/PJHarnessRacing)



RISE Digital, Harness Racing Australia nor the provider accepts any responsibility for the completeness or accuracy of any of the information contained herein, and makes no representations about its suitability for any particular purpose. Users should make their own judgements about those matters and/or seek independent advice. You assume all risks associated with use of data provided on this page

# Narrogin Race 3 Distance 2242m

Saturday, 14 June 2025

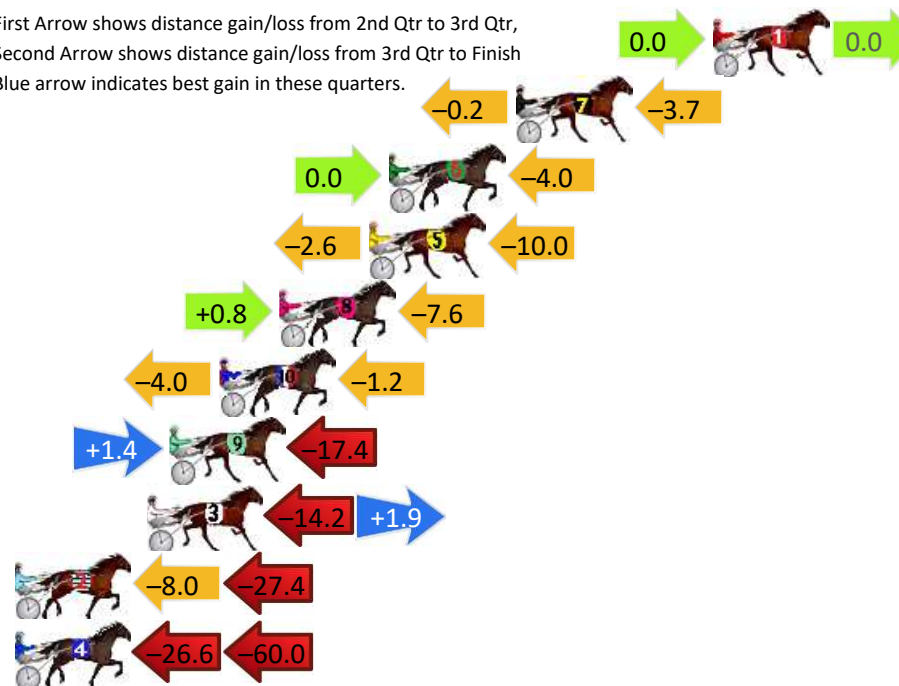
Gross Time: 2:49.70 MileRate: 2:01.80 LeadTime: 44.30s First Qtr: 32.30s Second Qtr: 31.00s Third Qtr: 30.50s Fourth Qtr: 31.60s

DATA TABLE: 800 / 400 Posi's are position from leader and (how wide the horse was at that position)

NoHorse	Plc	Mar	800 Posi	400 Posi	Time	3rd Qtr	4th Qt
1 Brookvalegirl	1	0.0m	0.0m (0)	0.0m (0)	2:49.70	30.50s	31.60s
7 Nevertellmethedds	2	7.9m	4.0m (0)	4.2m (0)	2:50.35	30.51s	31.89s
6 Im Boss	3	13.0m	9.0m (0)	9.0m (0)	2:50.77	30.49s	31.91s
5 My Sweet Addiction	4	13.8m	1.2m (2)	3.8m (1)	2:50.84	30.69s	32.39s
8 Cretaceous	5	17.4m	10.6m (2)	9.8m (1)	2:51.14	30.43s	32.20s
10 Kopper Kote	6	19.8m	14.6m (0)	18.6m (1)	2:51.33	30.81s	31.69s
9 Harrys A Rockstar	7	21.8m	5.8m (2)	4.4m (2)	2:51.50	30.37s	32.97s
3 Mango Tango	8	22.7m	10.4m (1)	24.6m (1)	2:51.57	31.60s	31.45s
2 Local Resident	9	41.8m	6.4m (1)	14.4m (0)	2:53.15	31.08s	33.75s
4 Im Grafter	10	89.0m	2.4m (1)	29.0m (0)	2:57.05	32.47s	36.31s

## Finish Position and metres gained

First Arrow shows distance gain/loss from 2nd Qtr to 3rd Qtr,  
Second Arrow shows distance gain/loss from 3rd Qtr to Finish  
Blue arrow indicates best gain in these quarters.



Visual positions in race at 2nd Quarter



Visual positions in race at 3rd Quarter

# Narrogin Race 4 Distance 2242m

Saturday, 14 June 2025


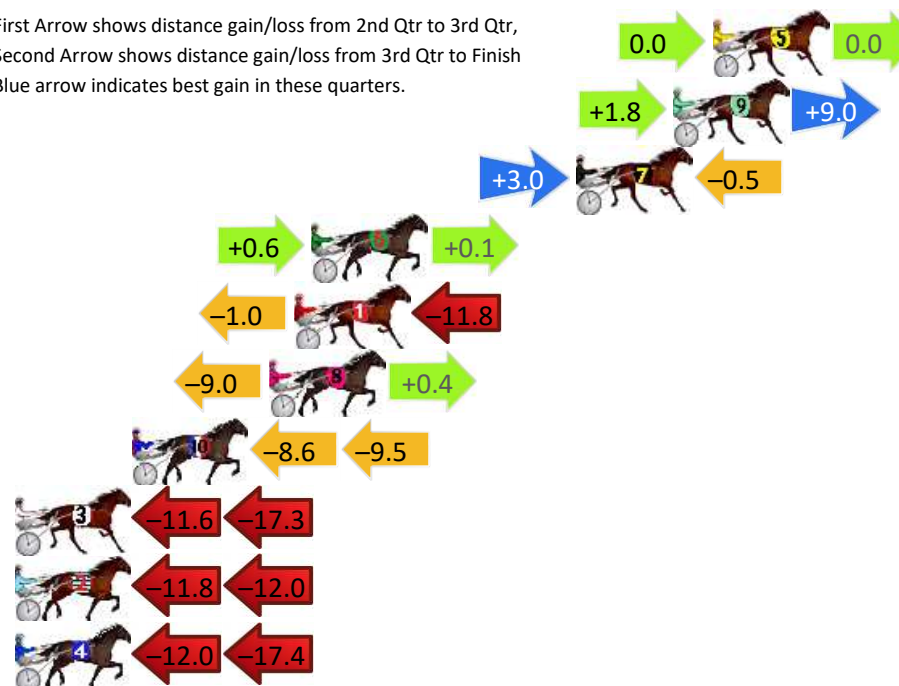
Gross Time: 2:48.50 MileRate: 2:01.00 LeadTime: 47.60s First Qtr: 31.00s Second Qtr: 30.40s Third Qtr: 29.50s Fourth Qtr: 30.00s

DATA TABLE: 800 / 400 Posi's are position from leader and (how wide the horse was at that position)


No	Horse	Plc	Mar	800 Posi	400 Posi	Time	3rd Qtr	4th Qt
5	Pocketful Of Opals	1	0.0m	0.0m (0)	0.0m (0)	2:48.50	29.50s	30.00s
9	Jamie Kim	2	1.6m	12.4m (0)	10.6m (1)	2:48.63	29.37s	29.33s
7	Ekara Navajo	3	5.5m	8.0m (0)	5.0m (1)	2:48.93	29.28s	30.04s
6	Alfredi	4	16.1m	16.8m (0)	16.2m (0)	2:49.77	29.46s	29.99s
1	Escapefromreality	5	16.8m	4.0m (0)	5.0m (0)	2:49.82	29.57s	30.88s
8	Skippin Class	6	17.8m	9.2m (2)	18.2m (2)	2:49.90	30.17s	29.97s
10	Kolisi	7	23.3m	5.2m (2)	13.8m (2)	2:50.33	30.13s	30.71s
3	Hes Thunder	8	33.5m	4.6m (1)	16.2m (1)	2:51.13	30.35s	31.29s
2	Just A Pet	9	37.4m	13.6m (1)	25.4m (1)	2:51.44	30.37s	30.89s
4	Sub Mariner	10	38.0m	8.6m (1)	20.6m (1)	2:51.49	30.38s	31.30s

## Finish Position and metres gained

First Arrow shows distance gain/loss from 2nd Qtr to 3rd Qtr,  
Second Arrow shows distance gain/loss from 3rd Qtr to Finish  
Blue arrow indicates best gain in these quarters.



Visual positions in race at 2nd Quarter



Visual positions in race at 3rd Quarter



# Narrogin Race 5 Distance 2242m

Saturday, 14 June 2025


Gross Time: 2:46.40 MileRate: 1:59.40 LeadTime: 46.90s First Qtr: 31.70s Second Qtr: 29.30s Third Qtr: 29.00s Fourth Qtr: 29.50s

DATA TABLE: 800 / 400 Posi's are position from leader and (how wide the horse was at that position)

NoHorse	Plc	Mar	800 Posi	400 Posi	Time	3rd Qtr	4th Qt
5 Dame Valour	1	0.0m	0.0m (0)	0.0m (0)	2:46.40	29.00s	29.50s
3 Loch Tay	2	2.3m	4.0m (0)	4.6m (0)	2:46.58	29.05s	29.33s
8 Pushbutton Rock	3	6.2m	8.2m (1)	7.2m (1)	2:46.88	28.93s	29.43s
7 Seagrass	4	6.3m	12.0m (0)	14.0m (0)	2:46.89	29.15s	28.94s
4 American Monarch	5	12.0m	12.2m (1)	11.2m (1)	2:47.33	28.93s	29.56s
1 Imahero	6	15.2m	8.0m (0)	9.0m (0)	2:47.58	29.07s	29.95s
6 Fleur Du Maquis	7	17.0m	0.0m (1)	3.0m (1)	2:47.71	29.21s	30.53s
2 Watch Me Wave	8	62.9m	4.2m (1)	24.0m (1)	2:51.26	30.42s	32.35s

## Finish Position and metres gained

First Arrow shows distance gain/loss from 2nd Qtr to 3rd Qtr,  
Second Arrow shows distance gain/loss from 3rd Qtr to Finish  
Blue arrow indicates best gain in these quarters.



800

Visual positions in race at 2nd Quarter



400

Visual positions in race at 3rd Quarter



Powered by



Harness Analyser

Sectional Analysis Software

Not just form | Free Trial

[www.facebook.com/PJHarnessRacing](http://www.facebook.com/PJHarnessRacing)



RISE Digital, Harness Racing Australia nor the provider accepts any responsibility for the completeness or accuracy of any of the information contained herein, and makes no representations about its suitability for any particular purpose. Users should make their own judgements about those matters and/or seek independent advice. You assume all risks associated with use of data provided on this page

# Narrogin Race 6 Distance 2242m

Saturday, 14 June 2025

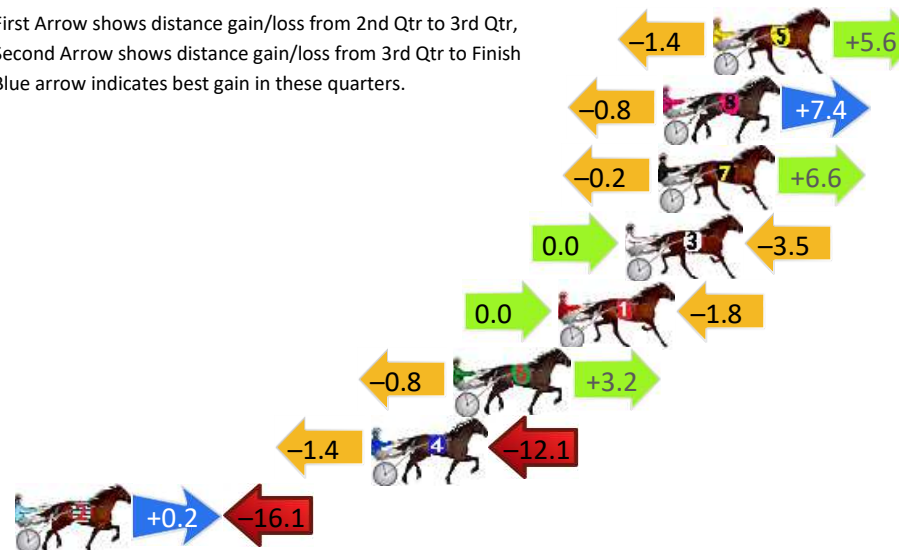
Gross Time: 2:48.00 MileRate: 2:00.60 LeadTime: 48.10s First Qtr: 32.20s Second Qtr: 29.60s Third Qtr: 28.50s Fourth Qtr: 29.60s

DATA TABLE: 800 / 400 Posi's are position from leader and (how wide the horse was at that position)

No	Horse	Plc	Mar	800 Posi	400 Posi	Time	3rd Qtr	4th Qt
5	Hold The Ammo	1	0.0m	4.2m (1)	5.6m (1)	2:48.00	28.61s	29.19s
8	Major Jay	2	2.0m	8.6m (1)	9.4m (1)	2:48.16	28.57s	29.06s
7	Majic Bay	3	2.2m	8.6m (0)	8.8m (0)	2:48.17	28.52s	29.11s
3	Rellim	4	3.5m	0.0m (0)	0.0m (0)	2:48.27	28.50s	29.86s
1	Highly Flammable	5	6.2m	4.4m (0)	4.4m (0)	2:48.48	28.50s	29.73s
6	Bling It Up	6	10.4m	12.8m (1)	13.6m (1)	2:48.81	28.56s	29.36s
4	Tux And Tails	7	13.7m	0.2m (1)	1.6m (1)	2:49.06	28.58s	30.49s
2	Capture The Moment	8	31.3m	15.4m (0)	15.2m (0)	2:50.43	28.46s	30.78s

## Finish Position and metres gained

First Arrow shows distance gain/loss from 2nd Qtr to 3rd Qtr,  
Second Arrow shows distance gain/loss from 3rd Qtr to Finish  
Blue arrow indicates best gain in these quarters.



800

Visual positions in race at 2nd Quarter



400

Visual positions in race at 3rd Quarter



Powered by



Harness Analyser

Sectional Analysis Software

Not just form | Free Trial

[www.facebook.com/PJHarnessRacing](http://www.facebook.com/PJHarnessRacing)



RISE Digital, Harness Racing Australia nor the provider accepts any responsibility for the completeness or accuracy of any of the information contained herein, and makes no representations about its suitability for any particular purpose. Users should make their own judgements about those matters and/or seek independent advice. You assume all risks associated with use of data provided on this page

# Narrogin Race 7 Distance 2242m

Saturday, 14 June 2025

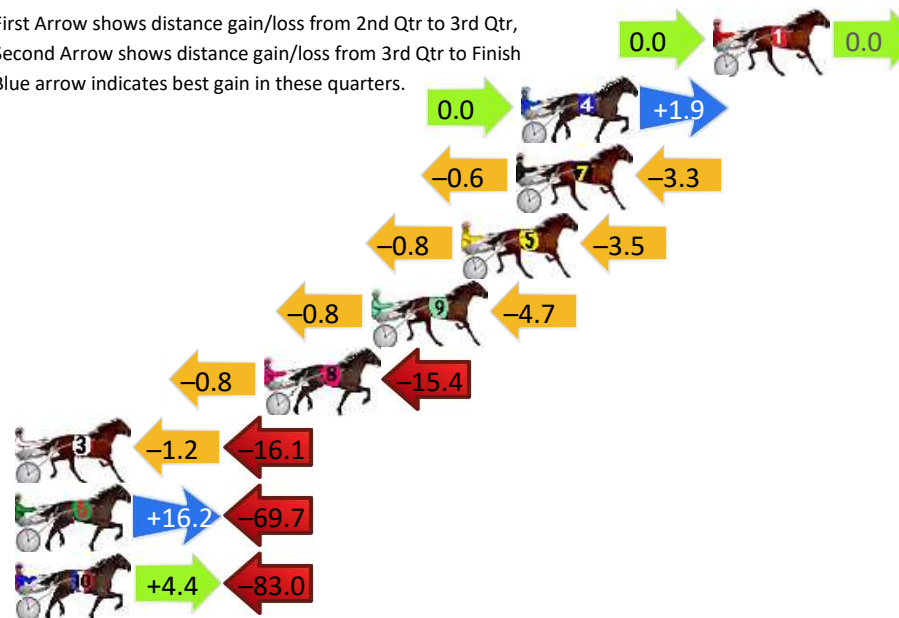
Gross Time: 2:52.00 MileRate: 2:03.50 LeadTime: 50.00s First Qtr: 31.50s Second Qtr: 31.40s Third Qtr: 30.20s Fourth Qtr: 28.90s

DATA TABLE: 800 / 400 Posi's are position from leader and (how wide the horse was at that position)

No	Horse	Plc	Mar	800 Posi	400 Posi	Time	3rd Qtr	4th Qt
1	Shecanplay	1	0.0m	0.0m (0)	0.0m (0)	2:52.00	30.20s	28.90s
4	Luzia	2	7.7m	9.6m (1)	9.6m (2)	2:52.58	30.20s	28.76s
7	Taylors Boy Fred	3	7.9m	4.0m (0)	4.6m (0)	2:52.60	30.25s	29.14s
5	Up And Alive	4	10.1m	5.8m (1)	6.6m (1)	2:52.77	30.26s	29.15s
9	Agent Andy	5	13.7m	8.2m (0)	9.0m (0)	2:53.04	30.27s	29.24s
8	Gelsomino Amal	6	18.0m	1.8m (1)	2.6m (1)	2:53.37	30.28s	30.01s
3	Rocknroll Dilinger	7	29.5m	12.2m (0)	13.4m (0)	2:54.24	30.31s	30.06s
6	Shesa Delight	8	75.3m	21.8m (0)	5.6m (2)	2:57.71	29.12s	33.91s
10	Hot Rod	9	96.0m	17.4m (0)	13.0m (3)	2:59.28	30.01s	34.86s

## Finish Position and metres gained

First Arrow shows distance gain/loss from 2nd Qtr to 3rd Qtr,  
Second Arrow shows distance gain/loss from 3rd Qtr to Finish  
Blue arrow indicates best gain in these quarters.



800

Visual positions in race at 2nd Quarter



400

Visual positions in race at 3rd Quarter



Powered by



Harness Analyser

Sectional Analysis Software

Not just form | Free Trial

[www.facebook.com/PJHarnessRacing](http://www.facebook.com/PJHarnessRacing)



RISE Digital, Harness Racing Australia nor the provider accepts any responsibility for the completeness or accuracy of any of the information contained herein, and makes no representations about its suitability for any particular purpose. Users should make their own judgements about those matters and/or seek independent advice. You assume all risks associated with use of data provided on this page