

# Northam Race 1 Distance 2190m

Friday, 13 June 2025




Gross Time: 2:42.90 MileRate: 1:59.70 LeadTime: 43.60s First Qtr: 30.30s Second Qtr: 30.40s Third Qtr: 29.90s Fourth Qtr: 28.70s

DATA TABLE: 800 / 400 Posi's are position from leader and (how wide the horse was at that position)

No	Horse	Plc	Mar	800 Posi	400 Posi	Time	3rd Qtr	4th Qt
6	Official Rock	1	0.0m	4.2m (1)	6.8m (1)	2:42.90	30.08s	28.21s
3	Three Flames	2	12.7m	0.0m (0)	0.0m (0)	2:43.86	29.92s	29.61s
1	Miss Marcopolo	3	13.2m	4.0m (0)	3.8m (0)	2:43.89	29.90s	29.37s
2	Batavia West	4	22.6m	9.2m (0)	8.2m (0)	2:44.60	29.85s	29.73s
10	Poppys Last Dance	4	22.6m	17.4m (1)	10.8m (1)	2:44.60	29.44s	29.54s
4	Elbruja	6	32.3m	14.8m (0)	16.4m (0)	2:45.33	30.04s	29.83s
5	Head Office	7	34.2m	0.2m (1)	2.4m (1)	2:45.48	30.11s	30.97s
9	Watching Lippy	8	35.0m	23.4m (1)	16.0m (1)	2:45.54	29.39s	30.06s
8	Dancinwithestarz	9	37.9m	18.8m (0)	21.0m (1)	2:45.76	30.09s	29.91s
7	Icanplay	10	85.2m	40.0m (0)	55.0m (0)	2:49.32	31.04s	30.85s

## Finish Position and metres gained

First Arrow shows distance gain/loss from 2nd Qtr to 3rd Qtr,  
Second Arrow shows distance gain/loss from 3rd Qtr to Finish  
Blue arrow indicates best gain in these quarters



# Northam Race 2 Distance 2190m

Friday, 13 June 2025


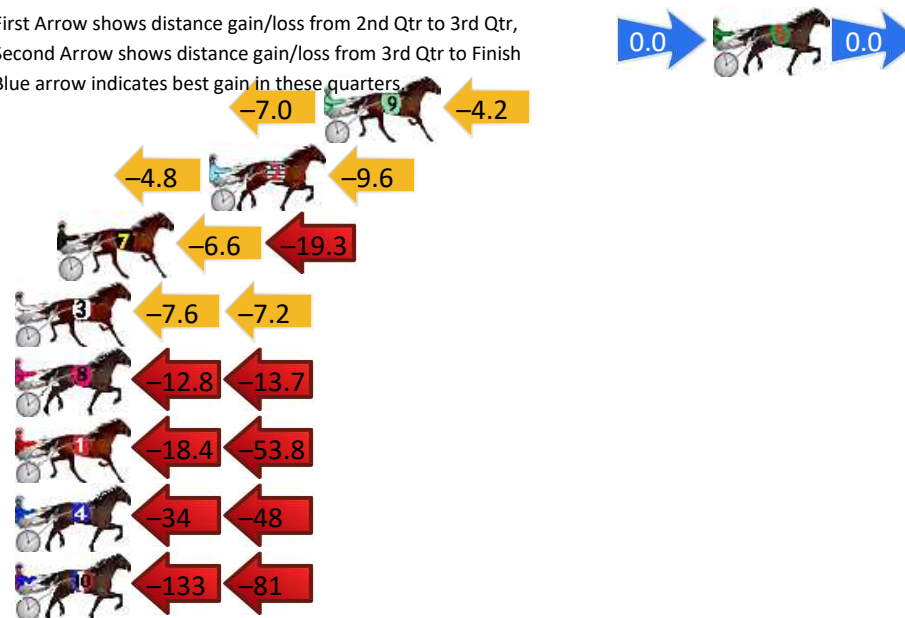
Gross Time: 2:40.50 MileRate: 1:58.00 LeadTime: 42.30s First Qtr: 31.30s Second Qtr: 29.40s Third Qtr: 28.60s Fourth Qtr: 28.90s

DATA TABLE: 800 / 400 Posi's are position from leader and (how wide the horse was at that position)


No	Horse	Plc	Mar	800 Posi	400 Posi	Time	3rd Qtr	4th Qt
6	Into The Future	1	0.0m	0.0m (0)	0.0m (0)	2:40.50	28.60s	28.90s
9	By Royal Command	2	15.6m	4.4m (1)	11.4m (1)	2:41.68	29.10s	29.20s
2	Run Bob Run	3	20.2m	5.8m (0)	10.6m (0)	2:42.03	28.94s	29.59s
7	Duncan Twentytwo	4	26.3m	0.4m (1)	7.0m (1)	2:42.49	29.06s	30.29s
3	Shes All Go	5	29.2m	14.4m (1)	22.0m (1)	2:42.71	29.14s	29.42s
8	Do It My Way	6	47.7m	21.2m (0)	34.0m (0)	2:44.12	29.51s	29.88s
1	Save Me	7	82.8m	10.6m (0)	29.0m (0)	2:46.78	29.90s	32.77s
4	Chevrons Gold	8	97.8m	16.2m (0)	50.0m (0)	2:47.92	31.00s	32.33s
10	Captain Said So	9	230.2m	17.2m (2)	150.0m (0)	2:57.96	38.06s	34.66s

## Finish Position and metres gained

First Arrow shows distance gain/loss from 2nd Qtr to 3rd Qtr,  
Second Arrow shows distance gain/loss from 3rd Qtr to Finish  
Blue arrow indicates best gain in these quarters.



Visual positions in race at 2nd Quarter



Visual positions in race at 3rd Quarter

# Northam Race 3 Distance 2190m

Friday, 13 June 2025


Gross Time: 2:42.40 MileRate: 1:59.30 LeadTime: 43.20s First Qtr: 30.40s Second Qtr: 29.80s Third Qtr: 29.20s Fourth Qtr: 29.80s

DATA TABLE: 800 / 400 Posi's are position from leader and (how wide the horse was at that position)

No	Horse	Plc	Mar	800 Posi	400 Posi	Time	3rd Qtr	4th Qt
1	Frankensteinsbride	1	0.0m	0.0m (0)	0.0m (0)	2:42.40	29.20s	29.80s
8	Keptain Courageous	2	0.1m	8.8m (1)	5.8m (2)	2:42.41	28.98s	29.38s
7	Gota Good Warhol	3	0.6m	4.2m (0)	4.2m (0)	2:42.45	29.20s	29.53s
9	Follow The Music	4	4.6m	12.6m (0)	10.0m (2)	2:42.76	29.01s	29.40s
10	Classnsmart	5	5.1m	17.2m (0)	15.8m (1)	2:42.80	29.11s	29.01s
3	Our Musical Motion	6	5.5m	8.2m (0)	8.8m (0)	2:42.83	29.25s	29.56s
4	Sundancer Rainbow	7	7.9m	13.4m (1)	15.4m (2)	2:43.02	29.35s	29.24s
2	Writteninthesky	8	22.8m	4.6m (1)	2.6m (1)	2:44.18	29.04s	31.30s
5	Bazza Mac	9	41.4m	0.8m (1)	8.2m (1)	2:45.63	29.72s	32.26s
6	Dont Goin Thewater	10	61.8m	17.6m (1)	23.4m (1)	2:47.23	29.60s	32.64s

## Finish Position and metres gained

First Arrow shows distance gain/loss from 2nd Qtr to 3rd Qtr, Second Arrow shows distance gain/loss from 3rd Qtr to Finish Blue arrow indicates best gain in these quarters.



Visual positions in race at 2nd Quarter



Visual positions in race at 3rd Quarter



Powered by



Harness Analyser

Sectional Analysis Software

Not just form | Free Trial

[www.facebook.com/PJHarnessRacing](http://www.facebook.com/PJHarnessRacing)



RISE Digital, Harness Racing Australia nor the provider accepts any responsibility for the completeness or accuracy of any of the information contained herein, and makes no representations about its suitability for any particular purpose. Users should make their own judgements about those matters and/or seek independent advice. You assume all risks associated with use of data provided on this page

# Northam Race 4 Distance 2190m

Friday, 13 June 2025


Gross Time: 2:46.90 MileRate: 2:02.70 LeadTime: 47.00s First Qtr: 30.80s Second Qtr: 30.90s Third Qtr: 29.50s Fourth Qtr: 28.70s

DATA TABLE: 800 / 400 Posi's are position from leader and (how wide the horse was at that position)

No	Horse	Plc	Mar	800 Posi	400 Posi	Time	3rd Qtr	4th Qt
10	Get Ya Bets On	1	0.0m	2.2m (1)	1.6m (1)	2:46.90	29.46s	28.59s
9	Cry Havoc	2	1.5m	18.4m (1)	4.0m (2)	2:47.01	28.46s	28.52s
2	Dee Jays Big Boy	3	2.1m	0.0m (0)	0.0m (0)	2:47.06	29.50s	28.85s
3	Codename Elliot	4	2.4m	10.4m (1)	11.2m (2)	2:47.08	29.55s	28.07s
8	Goodonya Mate	5	3.9m	14.4m (1)	8.6m (3)	2:47.19	29.08s	28.36s
4	Eileenmay	6	6.5m	23.0m (1)	18.2m (1)	2:47.39	29.14s	27.87s
5	Tempt The Stars	7	10.3m	6.6m (1)	8.6m (1)	2:47.68	29.65s	28.82s
7	The Mercenary	8	11.5m	9.4m (0)	9.4m (0)	2:47.77	29.50s	28.85s
1	Welloiled	9	19.9m	5.4m (0)	4.8m (0)	2:48.40	29.47s	29.78s

## Finish Position and metres gained

First Arrow shows distance gain/loss from 2nd Qtr to 3rd Qtr, Second Arrow shows distance gain/loss from 3rd Qtr to Finish Blue arrow indicates best gain in these quarters.



Visual positions in race at 2nd Quarter

800



Visual positions in race at 3rd Quarter

400



Powered by



Harness Analyser

Sectional Analysis Software

Not just form | Free Trial

[www.facebook.com/PJHarnessRacing](http://www.facebook.com/PJHarnessRacing)



RISE Digital, Harness Racing Australia nor the provider accepts any responsibility for the completeness or accuracy of any of the information contained herein, and makes no representations about its suitability for any particular purpose. Users should make their own judgements about those matters and/or seek independent advice. You assume all risks associated with use of data provided on this page



# Northam Race 5 Distance 2190m

Friday, 13 June 2025

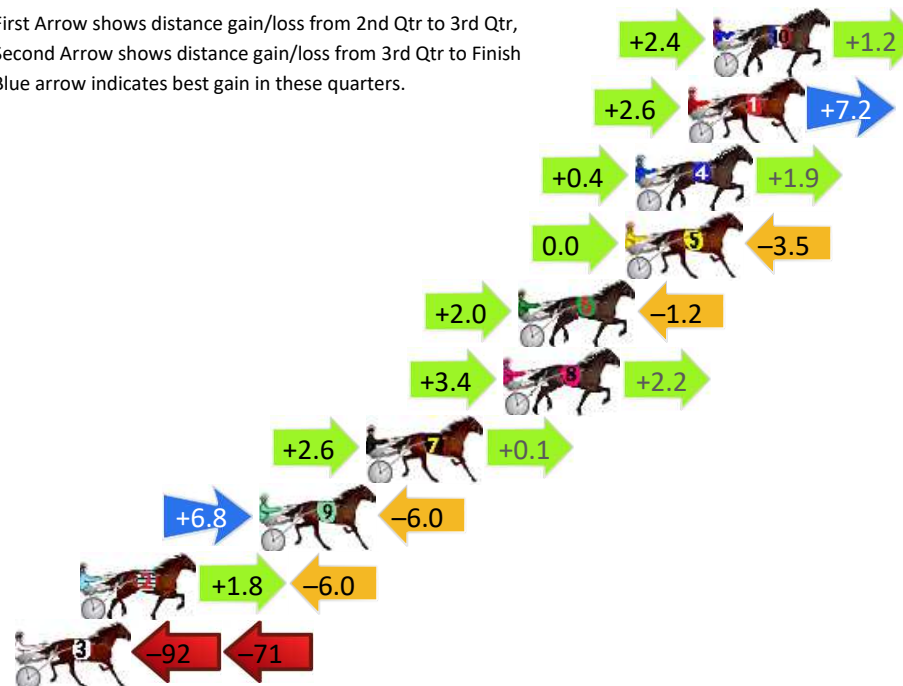
Gross Time: 2:41.50 MileRate: 1:58.70 LeadTime: 43.30s First Qtr: 30.30s Second Qtr: 29.50s Third Qtr: 29.10s Fourth Qtr: 29.30s

DATA TABLE: 800 / 400 Posi's are position from leader and (how wide the horse was at that position)

NoHorse	Plc	Mar	800 Posi	400 Posi	Time	3rd Qtr	4th Qt
10 Alta Freeway	1	0.0m	3.6m (1)	1.2m (1)	2:41.50	28.93s	29.21s
1 Recover Lover	2	1.0m	10.8m (0)	8.2m (0)	2:41.58	28.91s	28.78s
4 Mister Kopa	3	3.1m	5.4m (0)	5.0m (1)	2:41.74	29.07s	29.16s
5 The Beach Master	4	3.5m	0.0m (0)	0.0m (0)	2:41.77	29.10s	29.55s
6 Tux And Tails	5	7.8m	8.6m (1)	6.6m (2)	2:42.10	28.95s	29.39s
8 Brulee	6	8.4m	14.0m (1)	10.6m (2)	2:42.15	28.85s	29.14s
7 Your Grace	7	13.9m	16.6m (0)	14.0m (0)	2:42.57	28.91s	29.29s
9 Onsmartfella	8	18.2m	19.0m (1)	12.2m (3)	2:42.90	28.60s	29.74s
2 Mega Mach	9	25.4m	21.2m (0)	19.4m (1)	2:43.45	28.97s	29.74s
3 Del Bocavista Bay	10	170.5m	8.2m (0)	100.0m (0)	2:54.60	35.75s	34.44s

## Finish Position and metres gained

First Arrow shows distance gain/loss from 2nd Qtr to 3rd Qtr,  
Second Arrow shows distance gain/loss from 3rd Qtr to Finish  
Blue arrow indicates best gain in these quarters.



Visual positions in race at 2nd Quarter



Visual positions in race at 3rd Quarter

# Northam Race 6 Distance 2190m

Friday, 13 June 2025

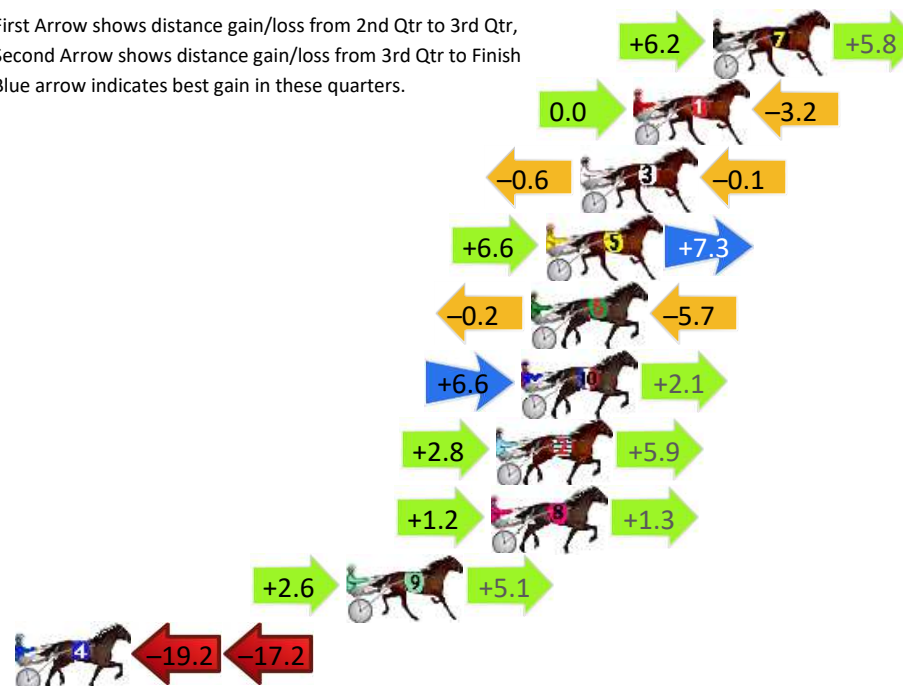
Gross Time: 2:45.30 MileRate: 2:01.40 LeadTime: 45.00s First Qtr: 31.00s Second Qtr: 29.90s Third Qtr: 29.60s Fourth Qtr: 29.80s

DATA TABLE: 800 / 400 Posi's are position from leader and (how wide the horse was at that position)

NoHorse	Plc	Mar	800 Posi	400 Posi	Time	3rd Qtr	4th Qt
7 Twoheartonediamond	1	0.0m	12.0m (1)	5.8m (1)	2:45.30	29.14s	29.37s
1 Sun And Sand	2	3.2m	0.0m (0)	0.0m (0)	2:45.55	29.60s	30.04s
3 Dannika	3	5.3m	4.6m (0)	5.2m (0)	2:45.71	29.64s	29.81s
5 Cracka Tinny	4	6.7m	20.6m (1)	14.0m (1)	2:45.82	29.11s	29.26s
6 Velvet Shadow	5	7.3m	1.4m (1)	1.6m (1)	2:45.87	29.61s	30.22s
10 Save This Dance	6	7.7m	16.4m (1)	9.8m (1)	2:45.90	29.11s	29.64s
2 Sports Central	7	8.7m	17.4m (0)	14.6m (0)	2:45.98	29.39s	29.36s
8 Hot Cinder	8	8.9m	11.4m (0)	10.2m (0)	2:45.99	29.51s	29.70s
9 Toffee Apple	9	14.7m	22.4m (2)	19.8m (1)	2:46.45	29.41s	29.42s
4 Shadrach	10	52.2m	15.8m (2)	35.0m (0)	2:49.38	31.01s	31.07s

## Finish Position and metres gained

First Arrow shows distance gain/loss from 2nd Qtr to 3rd Qtr,  
Second Arrow shows distance gain/loss from 3rd Qtr to Finish  
Blue arrow indicates best gain in these quarters.



Visual positions in race at 2nd Quarter



800



Visual positions in race at 3rd Quarter



400



Powered by



Harness Analyser

Sectional Analysis Software

Not just form | Free Trial

[www.facebook.com/PJHarnessRacing](http://www.facebook.com/PJHarnessRacing)



RISE Digital, Harness Racing Australia nor the provider accepts any responsibility for the completeness or accuracy of any of the information contained herein, and makes no representations about its suitability for any particular purpose. Users should make their own judgements about those matters and/or seek independent advice. You assume all risks associated with use of data provided on this page

# Northam Race 7 Distance 2190m

Friday, 13 June 2025

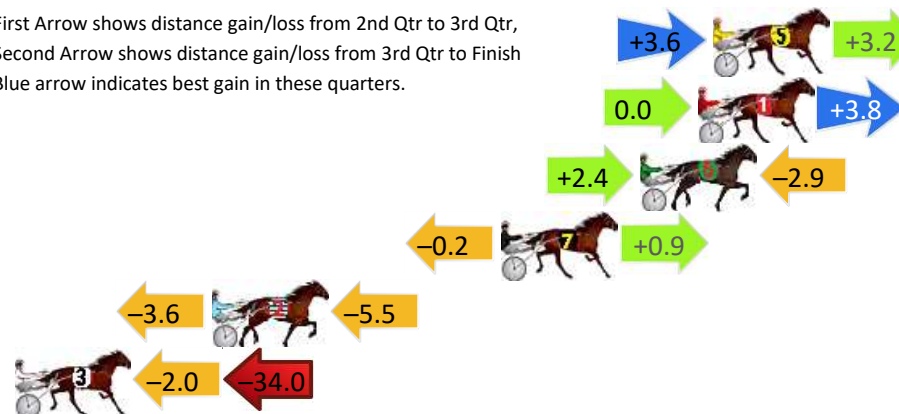
Gross Time: 2:43.60 MileRate: 2:00.20 LeadTime: 44.50s First Qtr: 30.60s Second Qtr: 29.80s Third Qtr: 29.20s Fourth Qtr: 29.50s

DATA TABLE: 800 / 400 Posi's are position from leader and (how wide the horse was at that position)

NoHorse	Plc	Mar	800 Posi	400 Posi	Time	3rd Qtr	4th Qt
5 Shes A Mare	1	0.0m	6.8m (1)	3.2m (2)	2:43.60	28.94s	29.27s
1 Batavia Streamline	2	0.6m	4.4m (0)	4.4m (1)	2:43.65	29.20s	29.22s
6 American Monarch	3	2.9m	2.4m (1)	0.0m (1)	2:43.82	29.02s	29.71s
7 Miss Knowall	4	8.5m	9.2m (0)	9.4m (1)	2:44.26	29.21s	29.43s
2 Mummas Little Star	5	20.1m	11.0m (1)	14.6m (0)	2:45.15	29.46s	29.90s
3 Jolted Charm	6	36.0m	0.0m (0)	2.0m (0)	2:46.38	29.33s	31.99s

## Finish Position and metres gained

First Arrow shows distance gain/loss from 2nd Qtr to 3rd Qtr,  
Second Arrow shows distance gain/loss from 3rd Qtr to Finish  
Blue arrow indicates best gain in these quarters.



800

Visual positions in race at 2nd Quarter



400

Visual positions in race at 3rd Quarter



Powered by



Harness Analyser

Sectional Analysis Software

Not just form | Free Trial

[www.facebook.com/PJHarnessRacing](http://www.facebook.com/PJHarnessRacing)



RISE Digital, Harness Racing Australia nor the provider accepts any responsibility for the completeness or accuracy of any of the information contained herein, and makes no representations about its suitability for any particular purpose. Users should make their own judgements about those matters and/or seek independent advice. You assume all risks associated with use of data provided on this page