

Central Wheatbelt Race 1 Distance 2130m

Sunday, 25 May 2025

Gross Time: 2:43.70

MileRate: 2:03.70

LeadTime: 39.40s

First Qtr: 31.80s

Second Qtr: 30.80s

Third Qtr: 30.80s

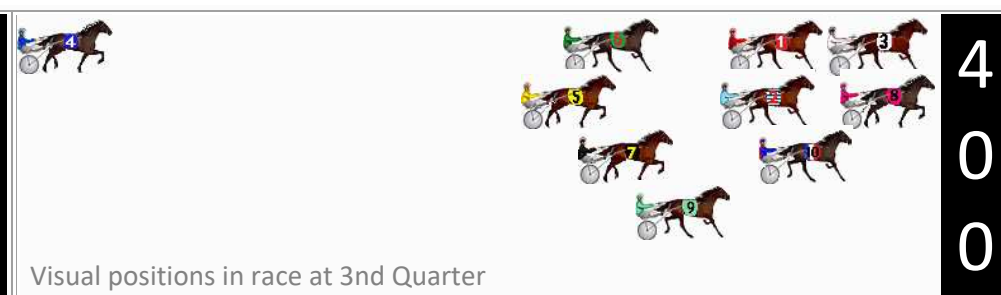

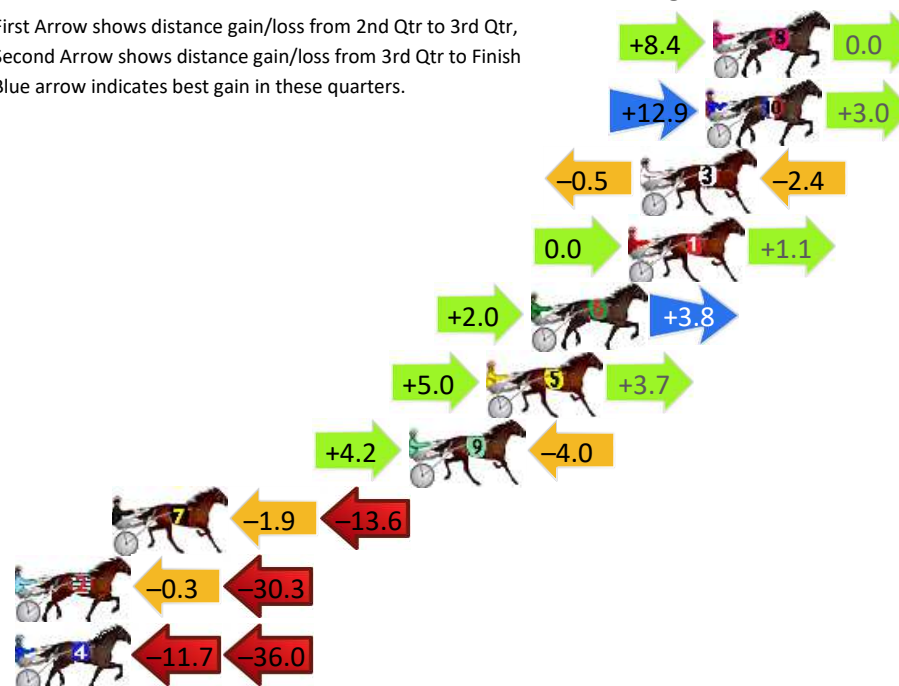
Fourth Qtr: 30.90s

DATA TABLE: 800 / 400 Posi's are position from leader and (how wide the horse was at that position)

No	Horse	Plc	Mar	800 Posi	400 Posi	Time	3rd Qtr	4th Qt
8	Mummas Little Star	1	0.0m	8.4m (1)	0.0m (1)	2:43.70	30.16s	30.90s
10	The Whizzer	2	0.3m	16.2m (2)	3.3m (2)	2:43.72	29.81s	30.67s
3	Shadrach	3	2.9m	0.0m (0)	0.5m (0)	2:43.93	30.84s	31.10s
1	On Golden Road	4	3.4m	4.5m (0)	4.5m (0)	2:43.97	30.81s	30.83s
6	Major Buzz	5	7.3m	13.1m (0)	11.1m (0)	2:44.29	30.65s	30.64s
5	Ciao Babe	6	9.1m	17.8m (0)	12.8m (1)	2:44.44	30.42s	30.66s
9	Save This Dance	7	12.2m	12.4m (1)	8.2m (3)	2:44.69	30.48s	31.26s
7	Miss Knowall	8	24.1m	8.6m (0)	10.5m (2)	2:45.65	30.94s	32.04s
2	Eastern Advance	9	35.1m	4.5m (1)	4.8m (1)	2:46.54	30.83s	33.37s
4	First Reunion	10	106.0m	58.3m (0)	70.0m (0)	2:52.27	31.71s	34.10s

Finish Position and metres gained

First Arrow shows distance gain/loss from 2nd Qtr to 3rd Qtr, Second Arrow shows distance gain/loss from 3rd Qtr to Finish
Blue arrow indicates best gain in these quarters.



Central Wheatbelt Race 2 Distance 2130m

Sunday, 25 May 2025

Gross Time: 2:41.20

MileRate: 2:01.80

LeadTime: 39.40s

First Qtr: 32.40s

Second Qtr: 30.10s

Third Qtr: 29.40s

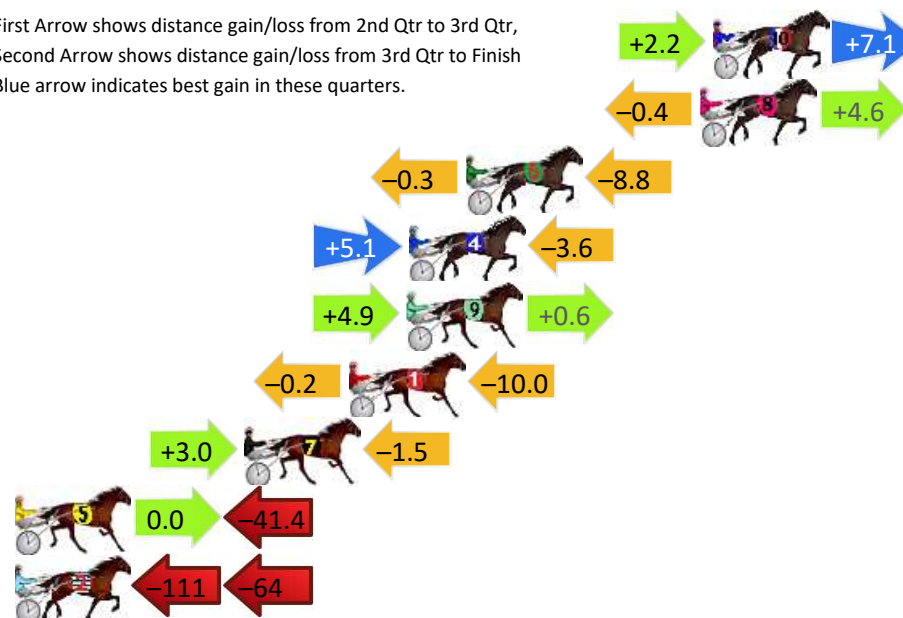
Fourth Qtr: 29.90s

DATA TABLE: 800 / 400 Posi's are position from leader and (how wide the horse was at that position)

No	Horse	Plc	Mar	800 Posi	400 Posi	Time	3rd Qtr	4th Qt
10	American Monarch	1	0.0m	9.3m (1)	7.1m (2)	2:41.20	29.25s	29.37s
8	Keptain Courageous	2	0.5m	4.7m (1)	5.1m (1)	2:41.24	29.43s	29.57s
6	Lets Rock Tonight	3	9.9m	0.8m (1)	1.1m (1)	2:41.98	29.42s	30.59s
4	Highly Flammable	4	12.2m	13.7m (1)	8.6m (0)	2:42.16	29.03s	30.23s
9	Follow The Music	5	12.3m	17.8m (1)	12.9m (1)	2:42.16	29.05s	29.91s
1	Hot Cinder	6	14.6m	4.4m (0)	4.6m (0)	2:42.34	29.42s	30.70s
7	Velvet Shadow	7	18.8m	20.3m (0)	17.3m (1)	2:42.67	29.19s	30.10s
5	Eileenmay	8	41.4m	0.0m (0)	0.0m (0)	2:44.44	29.40s	33.14s
2	Midnight Reunion	9	189.1m	15.5m (0)	125.9m (0)	2:56.01	37.55s	35.43s

Finish Position and metres gained

First Arrow shows distance gain/loss from 2nd Qtr to 3rd Qtr,
Second Arrow shows distance gain/loss from 3rd Qtr to Finish
Blue arrow indicates best gain in these quarters.



Visual positions in race at 2nd Quarter



Visual positions in race at 3rd Quarter



Powered by



Harness Analyser

Sectional Analysis Software

Not just form | Free Trial

www.facebook.com/PJHarnessRacing



RISE Digital, Harness Racing Australia nor the provider accepts any responsibility for the completeness or accuracy of any of the information contained herein, and makes no representations about its suitability for any particular purpose. Users should make their own judgements about those matters and/or seek independent advice. You assume all risks associated with use of data provided on this page

Central Wheatbelt Race 3 Distance 2130m

Sunday, 25 May 2025

Gross Time: 2:43.10

MileRate: 2:03.20

LeadTime: 39.10s

First Qtr: 31.30s

Second Qtr: 30.70s

Third Qtr: 30.30s


Fourth Qtr: 31.70s

DATA TABLE: 800 / 400 Posi's are position from leader and (how wide the horse was at that position)

No	Horse	Plc	Mar	800 Posi	400 Posi	Time	3rd Qtr	4th Qt
9	Sleek And Sweet	1	0.0m	10.1m (1)	5.2m (1)	2:43.10	29.94s	31.30s
10	Second Amendment	2	2.7m	3.7m (1)	0.4m (1)	2:43.32	30.05s	31.89s
8	Sanford Bart	3	10.7m	8.8m (0)	10.8m (1)	2:43.99	30.47s	31.75s
5	Cracka Tinny	4	15.3m	13.3m (0)	14.0m (0)	2:44.37	30.38s	31.89s
1	Satan Princess	5	17.4m	25.0m (1)	20.2m (1)	2:44.54	29.97s	31.59s
7	Swanbourne Spunk	6	20.1m	18.1m (1)	16.7m (2)	2:44.76	30.23s	32.08s
3	Speed Force	7	21.6m	0.0m (0)	0.0m (0)	2:44.89	30.30s	33.49s
2	Anyloveisgoodlove	8	23.1m	4.5m (0)	9.6m (0)	2:45.01	30.70s	32.87s
6	Batavia Streamline	9	29.6m	3.2m (2)	12.3m (2)	2:45.55	31.01s	33.21s
4	This Time Jacko	10	30.3m	25.5m (0)	15.0m (3)	2:45.61	29.54s	33.05s

Finish Position and metres gained

First Arrow shows distance gain/loss from 2nd Qtr to 3rd Qtr,
Second Arrow shows distance gain/loss from 3rd Qtr to Finish
Blue arrow indicates best gain in these quarters.



Visual positions in race at 2nd Quarter



Visual positions in race at 3rd Quarter



Powered by



Harness Analyser

Sectional Analysis Software

Not just form | Free Trial

www.facebook.com/PJHarnessRacing



RISE Digital, Harness Racing Australia nor the provider accepts any responsibility for the completeness or accuracy of any of the information contained herein, and makes no representations about its suitability for any particular purpose. Users should make their own judgements about those matters and/or seek independent advice. You assume all risks associated with use of data provided on this page

Central Wheatbelt Race 4 Distance 2130m

Sunday, 25 May 2025

Gross Time: 2:40.30

MileRate: 2:01.10

LeadTime: 38.50s

First Qtr: 29.80s

Second Qtr: 31.50s

Third Qtr: 30.70s

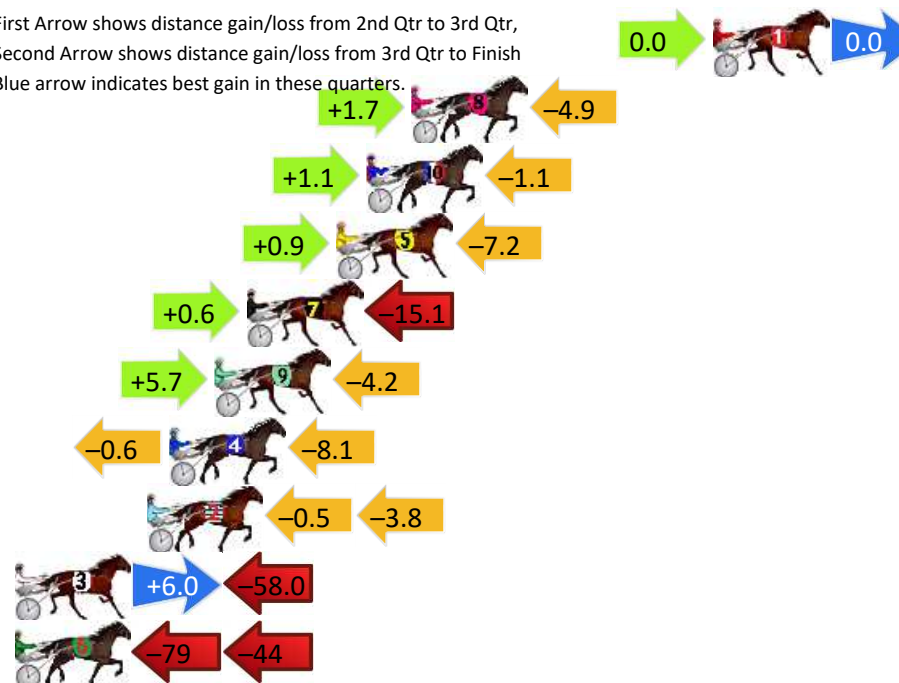
Fourth Qtr: 29.80s

DATA TABLE: 800 / 400 Posi's are position from leader and (how wide the horse was at that position)

No	Horse	Plc	Mar	800 Posi	400 Posi	Time	3rd Qtr	4th Qt
1	Alexandra Thegreat	1	0.0m	0.0m (0)	0.0m (0)	2:40.30	30.70s	29.80s
8	Rocknroll Train	2	12.1m	8.9m (0)	7.2m (0)	2:41.24	30.56s	30.20s
10	Beyond Bling	3	13.9m	13.9m (0)	12.8m (0)	2:41.39	30.60s	29.93s
5	Bella Ragazza	4	15.1m	8.8m (1)	7.9m (1)	2:41.48	30.62s	30.39s
7	Johnny Lombo	5	18.7m	4.2m (0)	3.6m (1)	2:41.76	30.65s	30.99s
9	Major Class	6	20.0m	21.5m (1)	15.8m (2)	2:41.86	30.25s	30.18s
4	Brewery Lane	7	21.8m	13.1m (1)	13.7m (1)	2:42.00	30.73s	30.47s
2	Goodonya Mate	8	22.7m	18.4m (0)	18.9m (0)	2:42.07	30.72s	30.15s
3	Nevertellmetheodds	9	69.3m	17.3m (1)	11.3m (2)	2:45.71	30.23s	34.37s
6	Sukhovey Windstorm	10	126.4m	4.5m (1)	83.3m (2)	2:50.17	36.63s	33.40s

Finish Position and metres gained

First Arrow shows distance gain/loss from 2nd Qtr to 3rd Qtr,
Second Arrow shows distance gain/loss from 3rd Qtr to Finish
Blue arrow indicates best gain in these quarters.



800

Visual positions in race at 2nd Quarter



400

Visual positions in race at 3rd Quarter



Powered by



Harness Analyser

Sectional Analysis Software

Not just form | Free Trial

www.facebook.com/PJHarnessRacing



RISE Digital, Harness Racing Australia nor the provider accepts any responsibility for the completeness or accuracy of any of the information contained herein, and makes no representations about its suitability for any particular purpose. Users should make their own judgements about those matters and/or seek independent advice. You assume all risks associated with use of data provided on this page

Central Wheatbelt Race 5 Distance 2130m

Sunday, 25 May 2025

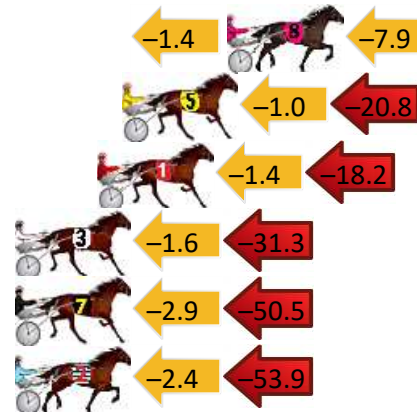
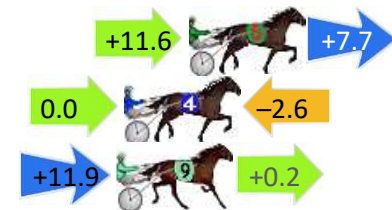
Gross Time: 2:42.40 MileRate: 2:02.70 LeadTime: 39.10s First Qtr: 32.00s Second Qtr: 32.20s Third Qtr: 30.10s Fourth Qtr: 29.00s

DATA TABLE: 800 / 400 Posi's are position from leader and (how wide the horse was at that position)

No	Horse	Plc	Mar	800 Posi	400 Posi	Time	3rd Qtr	4th Qt
6	By Royal Command	1	0.0m	19.3m (1)	7.7m (2)	2:42.40	29.23s	28.43s
4	Official Rock	2	2.6m	0.0m (0)	0.0m (0)	2:42.60	30.10s	29.20s
9	Into The Future	3	2.9m	15.0m (1)	3.1m (2)	2:42.62	29.21s	28.99s
8	Hot Rod	4	19.5m	10.2m (1)	11.6m (1)	2:43.88	30.19s	29.63s
5	Seminole Junior	5	23.7m	1.9m (1)	2.9m (1)	2:44.20	30.17s	30.59s
1	Batavia West	6	24.7m	5.1m (0)	6.5m (0)	2:44.28	30.20s	30.40s
3	Sukhovey Windchime	7	39.1m	6.2m (1)	7.8m (1)	2:45.38	30.21s	31.40s
7	Watching Lippy	8	63.0m	9.6m (0)	12.5m (0)	2:47.19	30.30s	32.87s
2	Icanplay	9	71.3m	15.0m (0)	17.4m (0)	2:47.83	30.26s	33.15s

Finish Position and metres gained

First Arrow shows distance gain/loss from 2nd Qtr to 3rd Qtr, Second Arrow shows distance gain/loss from 3rd Qtr to Finish Blue arrow indicates best gain in these quarters.



800

Visual positions in race at 2nd Quarter



400

Visual positions in race at 3rd Quarter



Powered by



Harness Analyser

Sectional Analysis Software

Not just form | Free Trial

www.facebook.com/PJHarnessRacing



RISE Digital, Harness Racing Australia nor the provider accepts any responsibility for the completeness or accuracy of any of the information contained herein, and makes no representations about its suitability for any particular purpose. Users should make their own judgements about those matters and/or seek independent advice. You assume all risks associated with use of data provided on this page

Central Wheatbelt Race 6 Distance 2130m

Sunday, 25 May 2025

Gross Time: 2:41.90

MileRate: 2:02.30

LeadTime: 39.40s

First Qtr: 32.50s

Second Qtr: 31.70s

Third Qtr: 29.70s


Fourth Qtr: 28.60s

DATA TABLE: 800 / 400 Posi's are position from leader and (how wide the horse was at that position)

No	Horse	Plc	Mar	800 Posi	400 Posi	Time	3rd Qtr	4th Qt
4	Bronzed	1	0.0m	0.0m (0)	0.0m (0)	2:41.90	29.70s	28.60s
6	Ya Bettor Followme	2	1.2m	1.9m (1)	2.4m (1)	2:41.99	29.73s	28.52s
3	Kolisi	3	3.6m	4.1m (0)	4.1m (0)	2:42.17	29.70s	28.57s
10	Remarkable Rock	4	10.1m	17.3m (0)	14.2m (2)	2:42.66	29.45s	28.33s
7	Brulee	5	11.1m	12.3m (0)	13.3m (0)	2:42.73	29.75s	28.47s
9	Henwood Bay	6	12.2m	14.6m (1)	9.2m (2)	2:42.82	29.29s	28.85s
1	Bonne Amour	7	13.0m	8.4m (0)	9.4m (0)	2:42.88	29.76s	28.90s
2	Rising Spirit	8	13.5m	6.2m (1)	7.1m (1)	2:42.91	29.75s	29.10s
8	Majic Bay	9	16.8m	10.6m (1)	12.1m (1)	2:43.16	29.79s	28.99s
5	Tux And Tails	10	17.9m	19.2m (1)	19.0m (1)	2:43.24	29.65s	28.57s

Finish Position and metres gained

First Arrow shows distance gain/loss from 2nd Qtr to 3rd Qtr,
Second Arrow shows distance gain/loss from 3rd Qtr to Finish
Blue arrow indicates best gain in these quarters.



800

Visual positions in race at 2nd Quarter



400

Visual positions in race at 3rd Quarter



Powered by



Harness Analyser

Sectional Analysis Software

Not just form | Free Trial

www.facebook.com/PJHarnessRacing



RISE Digital, Harness Racing Australia nor the provider accepts any responsibility for the completeness or accuracy of any of the information contained herein, and makes no representations about its suitability for any particular purpose. Users should make their own judgements about those matters and/or seek independent advice. You assume all risks associated with use of data provided on this page