

Gloucester Park Race 1 Distance 1730m

Friday, 23 May 2025

Gross Time: 2:05.00

MileRate: 1:56.30

LeadTime: 7.50s

First Qtr: 28.70s

Second Qtr: 29.50s

Third Qtr: 29.30s

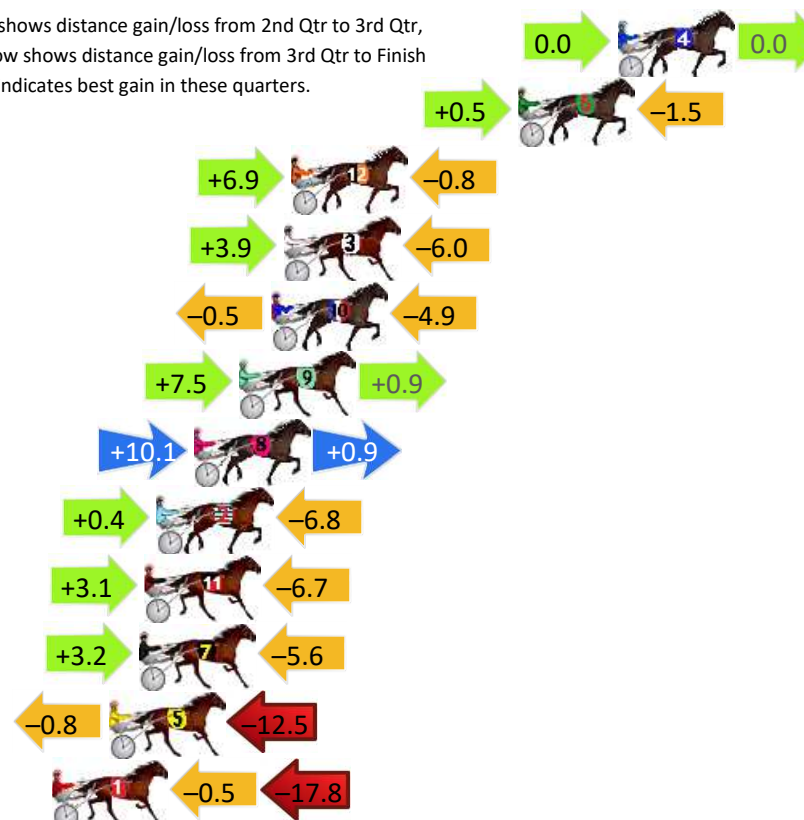
Fourth Qtr: 30.00s

DATA TABLE: 800 / 400 Posi's are position from leader and (how wide the horse was at that position)

No	Horse	Plc	Mar	800 Posi	400 Posi	Time	3rd Qtr	4th Qt
4	EN PARIANT SUR	1	0.0m	0.0m (0)	0.0m (0)	2:05.00	29.30s	30.00s
6	GET YA BETS ON	2	4.0m	3.0m (1)	2.5m (1)	2:05.31	29.26s	30.13s
12	MY SWEET ADDICTION	3	13.1m	19.2m (1)	12.3m (3)	2:06.03	28.81s	30.12s
3	GOTA GOOD WARHOL	4	13.4m	11.3m (1)	7.4m (2)	2:06.05	29.02s	30.51s
10	MINOR CATASTROPHE	5	13.9m	8.5m (0)	9.0m (0)	2:06.09	29.34s	30.43s
9	CORK CAN RUN	6	15.2m	23.6m (1)	16.1m (2)	2:06.19	28.76s	30.01s
8	ACUTO	7	17.0m	28.0m (1)	17.9m (1)	2:06.34	28.58s	30.01s
2	ZUEDE	8	18.5m	12.1m (0)	11.7m (1)	2:06.45	29.28s	30.59s
11	POCKETFUL OF OPALS	9	19.0m	15.4m (1)	12.3m (2)	2:06.49	29.08s	30.59s
7	MISTER KOPA	10	19.2m	16.8m (0)	13.6m (0)	2:06.51	29.08s	30.51s
5	JINGLING JEWELS	11	20.4m	7.1m (1)	7.9m (1)	2:06.60	29.36s	31.02s
1	GEARSINAWHIRL	12	22.7m	4.4m (0)	4.9m (0)	2:06.78	29.34s	31.42s

Finish Position and metres gained

First Arrow shows distance gain/loss from 2nd Qtr to 3rd Qtr,
Second Arrow shows distance gain/loss from 3rd Qtr to Finish
Blue arrow indicates best gain in these quarters.



800

Visual positions in race at 2nd Quarter



400

Visual positions in race at 3rd Quarter



Powered by



Harness Analyser

Sectional Analysis Software

Not just form | Free Trial

www.facebook.com/PJHarnessRacing



RISE Digital, Harness Racing Australia nor the provider accepts any responsibility for the completeness or accuracy of any of the information contained herein, and makes no representations about its suitability for any particular purpose. Users should make their own judgements about those matters and/or seek independent advice. You assume all risks associated with use of data provided on this page

Gloucester Park Race 2 Distance 2130m

Friday, 23 May 2025



Gross Time: 2:34.50 MileRate: 1:56.70 LeadTime: 37.20s First Qtr: 30.00s Second Qtr: 28.80s Third Qtr: 28.80s Fourth Qtr: 29.70s

DATA TABLE: 800 / 400 Posi's are position from leader and (how wide the horse was at that position)

NoHorse	Plc	Mar	800 Posi	400 Posi	Time	3rd Qtr	4th Qt
9 CHILLI PUNTER	1	0.0m	13.1m (0)	13.8m (1)	2:34.50	28.86s	28.70s
5 SWAGGER MAN	2	0.5m	17.3m (0)	18.4m (1)	2:34.54	28.90s	28.40s
2 ALTA FREEWAY	3	3.8m	0.0m (0)	0.0m (0)	2:34.80	28.80s	30.00s
10 BETTOR HAVE FAITH	4	4.0m	9.2m (0)	23.7m (1)	2:34.81	29.86s	28.29s
7 KINGSEAT	5	10.0m	10.6m (1)	8.3m (2)	2:35.28	28.64s	29.87s
11 DAWSON	6	10.9m	8.9m (2)	4.4m (1)	2:35.35	28.48s	30.23s
3 POCKET THE CHANGE	7	13.2m	6.4m (1)	9.4m (1)	2:35.53	29.02s	30.05s
8 MIKIS BEACH	8	13.5m	2.0m (1)	8.0m (0)	2:35.55	29.24s	30.17s
4 MAJOR OVERS	9	20.5m	15.4m (1)	18.5m (2)	2:36.10	29.04s	29.95s
1 HOTFOOT IT	10	130.1m	5.0m (0)	23.1m (0)	2:44.63	30.12s	38.15s


Finish Position and metres gained

First Arrow shows distance gain/loss from 2nd Qtr to 3rd Qtr,
Second Arrow shows distance gain/loss from 3rd Qtr to Finish
Blue arrow indicates best gain in these quarters.



800

Visual positions in race at 2nd Quarter



400

Visual positions in race at 3rd Quarter



Powered by



Harness Analyser

Sectional Analysis Software

Not just form | Free Trial

www.facebook.com/PJHarnessRacing



RISE Digital, Harness Racing Australia nor the provider accepts any responsibility for the completeness or accuracy of any of the information contained herein, and makes no representations about its suitability for any particular purpose. Users should make their own judgements about those matters and/or seek independent advice. You assume all risks associated with use of data provided on this page

Gloucester Park Race 3 Distance 2130m

Friday, 23 May 2025


Gross Time: 2:34.40 MileRate: 1:56.70 LeadTime: 37.00s First Qtr: 30.90s Second Qtr: 30.10s Third Qtr: 28.70s Fourth Qtr: 27.70s

DATA TABLE: 800 / 400 Posi's are position from leader and (how wide the horse was at that position)

NoHorse	Plc	Mar	800 Posi	400 Posi	Time	3rd Qtr	4th Qt
6 BETTORS PRIDE	1	0.0m	0.0m (0)	0.0m (0)	2:34.40	28.70s	27.70s
8 STAR CASINO	2	6.1m	3.4m (1)	5.2m (1)	2:34.84	28.82s	27.78s
9 GOLDEN LODE	3	8.4m	19.6m (1)	13.8m (3)	2:35.01	28.26s	27.35s
1 FLEUR DU MAQUIS	4	11.3m	5.1m (0)	8.3m (0)	2:35.22	28.92s	27.94s
5 FOLLOW ROCKNROLL	5	14.1m	15.7m (1)	16.9m (1)	2:35.43	28.76s	27.55s
7 LION QUEEN	6	15.1m	19.1m (2)	9.8m (3)	2:35.50	28.03s	28.11s
4 WHATARETHEODDS	7	15.3m	7.6m (1)	8.1m (2)	2:35.51	28.72s	28.25s
3 DARK EYES	8	16.5m	11.5m (1)	12.9m (2)	2:35.60	28.78s	28.00s
2 OUR LADY JEN	9	17.8m	12.6m (0)	15.7m (0)	2:35.70	28.90s	27.90s
10 SOUND WAVE	10	19.8m	9.0m (0)	12.0m (1)	2:35.84	28.90s	28.30s

Finish Position and metres gained

First Arrow shows distance gain/loss from 2nd Qtr to 3rd Qtr,
Second Arrow shows distance gain/loss from 3rd Qtr to Finish
Blue arrow indicates best gain in these quarters.



800

Visual positions in race at 2nd Quarter



400

Visual positions in race at 3rd Quarter



Powered by



Harness Analyser

Sectional Analysis Software

Not just form | Free Trial

www.facebook.com/PJHarnessRacing



RISE Digital, Harness Racing Australia nor the provider accepts any responsibility for the completeness or accuracy of any of the information contained herein, and makes no representations about its suitability for any particular purpose. Users should make their own judgements about those matters and/or seek independent advice. You assume all risks associated with use of data provided on this page

Gloucester Park Race 4 Distance 1730m

Friday, 23 May 2025

Gross Time: 2:03.90

MileRate: 1:55.20

LeadTime: 7.50s

First Qtr: 29.00s

Second Qtr: 29.60s

Third Qtr: 29.30s

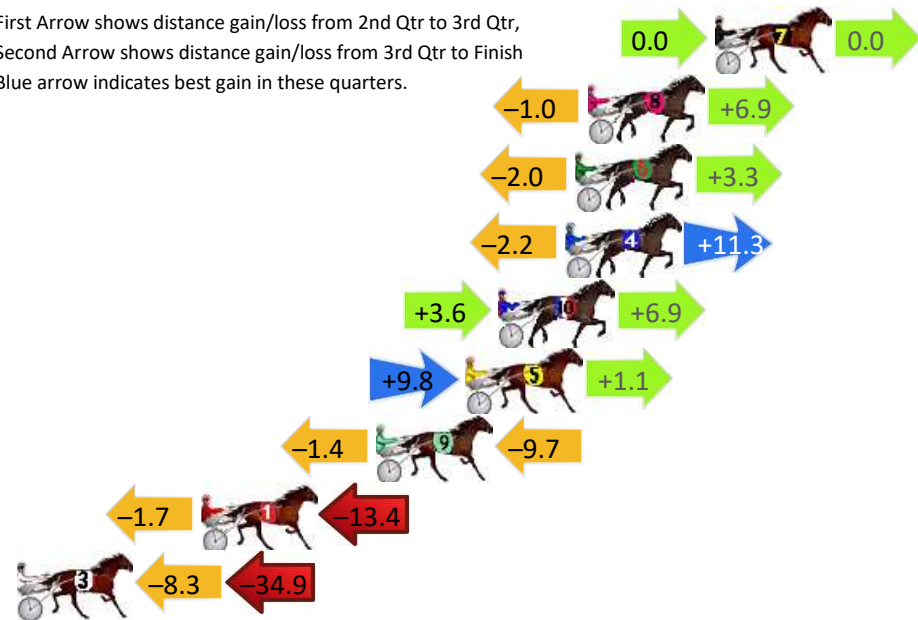
Fourth Qtr: 28.50s

DATA TABLE: 800 / 400 Posi's are position from leader and (how wide the horse was at that position)

No	Horse	Plc	Mar	800 Posi	400 Posi	Time	3rd Qtr	4th Qt
7	LONGREACH BAY	1	0.0m	0.0m (0)	0.0m (0)	2:03.90	29.30s	28.50s
8	PRINCE OF PLEASURE	2	5.1m	11.0m (1)	12.0m (2)	2:04.28	29.36s	28.02s
6	TALKS UP A STORM	3	5.6m	6.9m (1)	8.9m (1)	2:04.32	29.44s	28.28s
4	ALCOPONY	4	6.0m	15.1m (1)	17.3m (1)	2:04.35	29.44s	27.71s
10	THE MIKI TAKER	5	8.7m	19.2m (1)	15.6m (0)	2:04.55	29.02s	28.03s
5	IMA FIVESTAR GENERAL	6	10.0m	20.9m (0)	11.1m (0)	2:04.65	28.58s	28.45s
9	JAWSOFLINCOLN	7	13.6m	2.5m (1)	3.9m (1)	2:04.92	29.40s	29.24s
1	BEAT THE BANK	8	20.6m	5.5m (0)	7.2m (0)	2:05.44	29.42s	29.52s
3	SUGAR STREET	9	55.0m	11.8m (2)	20.1m (2)	2:08.02	29.88s	31.17s

Finish Position and metres gained

First Arrow shows distance gain/loss from 2nd Qtr to 3rd Qtr,
Second Arrow shows distance gain/loss from 3rd Qtr to Finish
Blue arrow indicates best gain in these quarters.



Visual positions in race at 2nd Quarter



Visual positions in race at 3rd Quarter



Powered by
PJ

Harness Analyser

Sectional Analysis Software
Not just form | Free Trial

www.facebook.com/PJHarnessRacing



RISE Digital, Harness Racing Australia nor the provider accepts any responsibility for the completeness or accuracy of any of the information contained herein, and makes no representations about its suitability for any particular purpose. Users should make their own judgements about those matters and/or seek independent advice. You assume all risks associated with use of data provided on this page

Gloucester Park Race 5 Distance 2130m

Friday, 23 May 2025

Gross Time: 2:34.80

MileRate: 1:57.00

LeadTime: 37.60s

First Qtr: 30.70s

Second Qtr: 28.70s

Third Qtr: 28.40s


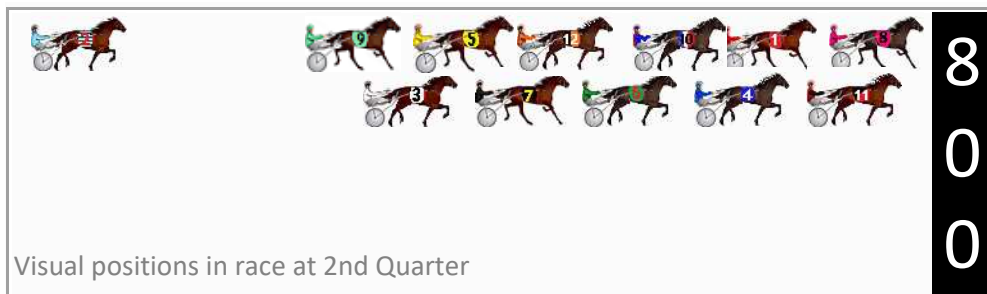

Fourth Qtr: 29.40s

DATA TABLE: 800 / 400 Posi's are position from leader and (how wide the horse was at that position)

No	Horse	Plc	Mar	800 Posi	400 Posi	Time	3rd Qtr	4th Qt
1	SEASIDE MAGIC	1	0.0m	4.3m (0)	4.2m (0)	2:34.80	28.40s	29.10s
11	CAPTAIN STIRLING	2	3.4m	0.9m (1)	0.9m (1)	2:35.06	28.40s	29.60s
5	MAJOR DISCO	3	4.3m	16.7m (0)	12.5m (0)	2:35.13	28.12s	28.83s
7	PAINT THE PALETTE	4	6.5m	14.2m (1)	14.0m (3)	2:35.30	28.41s	28.90s
10	CAPTAIN PAPRIKA	5	6.8m	7.9m (0)	7.8m (0)	2:35.32	28.40s	29.36s
3	BELLY UP	6	8.5m	18.7m (1)	19.0m (1)	2:35.46	28.44s	28.69s
12	WHEN IN VEGAS	7	9.5m	12.5m (0)	12.0m (1)	2:35.53	28.38s	29.27s
9	MYSTA MOON WALKER	8	11.9m	21.0m (0)	19.2m (0)	2:35.72	28.30s	28.94s
4	THE BETTOR SIDE	9	14.1m	5.4m (1)	7.3m (1)	2:35.89	28.54s	29.96s
8	IM MASSIMO	10	14.5m	0.0m (0)	0.0m (0)	2:35.92	28.40s	30.52s
6	PICK ME	11	63.9m	9.9m (1)	16.5m (2)	2:39.73	28.88s	33.14s
2	ELITE FLEET	12	283.5m	158.1m (0)	187.9m (0)	2:56.65	30.74s	37.75s

Finish Position and metres gained

First Arrow shows distance gain/loss from 2nd Qtr to 3rd Qtr,
Second Arrow shows distance gain/loss from 3rd Qtr to Finish
Blue arrow indicates best gain in these quarters.



Powered by



Harness Analyser

Sectional Analysis Software

Not just form | Free Trial

www.facebook.com/PJHarnessRacing



RISE Digital, Harness Racing Australia nor the provider accepts any responsibility for the completeness or accuracy of any of the information contained herein, and makes no representations about its suitability for any particular purpose. Users should make their own judgements about those matters and/or seek independent advice. You assume all risks associated with use of data provided on this page

Gloucester Park Race 6 Distance 2130m

Friday, 23 May 2025

Gross Time: 2:35.30

MileRate: 1:57.40

LeadTime: 37.00s

First Qtr: 30.90s

Second Qtr: 30.20s

Third Qtr: 28.80s

Fourth Qtr: 28.40s

DATA TABLE: 800 / 400 Posi's are position from leader and (how wide the horse was at that position)

No	Horse	Plc	Mar	800 Posi	400 Posi	Time	3rd Qtr	4th Qt
8	SUGAR DELIGHT	1	0.0m	0.0m (0)	0.0m (0)	2:35.30	28.80s	28.40s
2	MALAKIE	2	3.5m	3.9m (0)	4.2m (0)	2:35.56	28.82s	28.36s
7	PUSHBUTTON ROCK	3	7.0m	5.3m (1)	5.9m (1)	2:35.82	28.84s	28.50s
9	STORMYSKYES	4	7.6m	1.1m (1)	1.7m (1)	2:35.87	28.84s	28.84s
11	RELATIVELY ARMA	5	7.7m	5.0m (2)	4.6m (2)	2:35.87	28.76s	28.65s
1	SUNDANCER RAINBOW	6	8.2m	8.7m (0)	8.7m (0)	2:35.91	28.80s	28.39s
3	LUCI KANE	7	11.8m	9.2m (1)	9.6m (1)	2:36.18	28.82s	28.60s
10	RECOVER LOVER	8	12.2m	12.9m (0)	13.2m (0)	2:36.21	28.82s	28.37s
12	HUNT THE MAGIC	9	14.4m	9.2m (2)	8.8m (2)	2:36.37	28.76s	28.85s
6	JACKIE DANIELS	10	15.3m	17.0m (0)	18.0m (0)	2:36.44	28.86s	28.26s
5	SHES A MARE	11	17.5m	13.4m (1)	13.5m (1)	2:36.61	28.80s	28.74s

Finish Position and metres gained

First Arrow shows distance gain/loss from 2nd Qtr to 3rd Qtr,
Second Arrow shows distance gain/loss from 3rd Qtr to Finish
Blue arrow indicates best gain in these quarters.



800

Visual positions in race at 2nd Quarter



400

Visual positions in race at 3rd Quarter



Powered by



Harness Analyser

Sectional Analysis Software

Not just form | Free Trial

www.facebook.com/PJHarnessRacing



RISE Digital, Harness Racing Australia nor the provider accepts any responsibility for the completeness or accuracy of any of the information contained herein, and makes no representations about its suitability for any particular purpose. Users should make their own judgements about those matters and/or seek independent advice. You assume all risks associated with use of data provided on this page

Gloucester Park Race 7 Distance 2536m

Friday, 23 May 2025

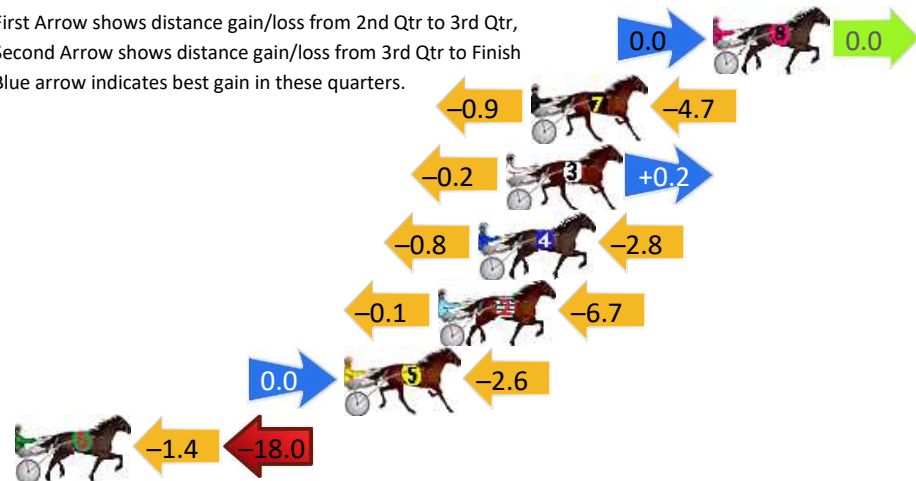
Gross Time: 3:04.90 MileRate: 1:57.30 LeadTime: 67.50s First Qtr: 30.20s Second Qtr: 30.60s Third Qtr: 29.10s Fourth Qtr: 27.50s

DATA TABLE: 800 / 400 Posi's are position from leader and (how wide the horse was at that position)

NoHorse	Plc	Mar	800 Posi	400 Posi	Time	3rd Qtr	4th Qt
8 GEE HEZA SPORT	1	0.0m	0.0m (0)	0.0m (0)	3:04.90	29.10s	27.50s
7 ARMA XFACTOR	2	7.3m	1.7m (1)	2.6m (1)	3:05.43	29.16s	27.85s
3 ROCK ME OVER	3	8.3m	8.3m (0)	8.5m (0)	3:05.50	29.10s	27.50s
4 MONTANA D J	4	9.4m	5.8m (1)	6.6m (1)	3:05.58	29.14s	27.72s
2 ELDAYTONA	5	11.0m	4.2m (0)	4.3m (0)	3:05.70	29.10s	28.00s
5 FASTER THAN DAD	6	14.8m	12.2m (0)	12.2m (0)	3:05.97	29.08s	27.71s
6 HOPPYS WAY	7	29.1m	9.7m (1)	11.1m (1)	3:07.01	29.18s	28.82s

Finish Position and metres gained

First Arrow shows distance gain/loss from 2nd Qtr to 3rd Qtr,
Second Arrow shows distance gain/loss from 3rd Qtr to Finish
Blue arrow indicates best gain in these quarters.



800

Visual positions in race at 2nd Quarter



400

Visual positions in race at 3rd Quarter



Powered by



Harness Analyser

Sectional Analysis Software

Not just form | Free Trial

www.facebook.com/PJHarnessRacing



RISE Digital, Harness Racing Australia nor the provider accepts any responsibility for the completeness or accuracy of any of the information contained herein, and makes no representations about its suitability for any particular purpose. Users should make their own judgements about those matters and/or seek independent advice. You assume all risks associated with use of data provided on this page

Gloucester Park Race 8 Distance 2130m

Friday, 23 May 2025

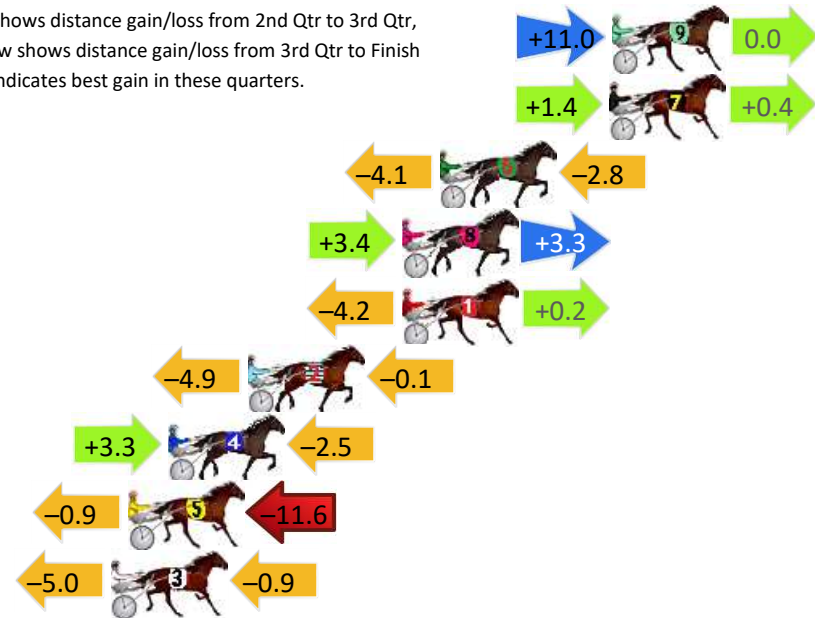
Gross Time: 2:39.30 MileRate: 2:00.40 LeadTime: 37.80s First Qtr: 32.10s Second Qtr: 31.70s Third Qtr: 29.40s Fourth Qtr: 28.30s

DATA TABLE: 800 / 400 Posi's are position from leader and (how wide the horse was at that position)

NoHorse	Plc	Mar	800 Posi	400 Posi	Time	3rd Qtr	4th Qt
9 POPPYONTHEBEACH	1	0.0m	11.0m (1)	0.0m (2)	2:39.30	28.60s	28.30s
7 WICKED LOVER	2	0.1m	1.9m (1)	0.5m (1)	2:39.31	29.30s	28.27s
6 SPIRITED WHITBY	3	6.9m	0.0m (0)	4.1m (0)	2:39.81	29.70s	28.52s
8 DELULU	4	8.4m	15.1m (1)	11.7m (1)	2:39.92	29.14s	28.09s
1 SHOOBEE'S DOUBLE	5	8.4m	4.4m (0)	8.6m (0)	2:39.92	29.70s	28.31s
2 HEAD OFFICE	6	14.6m	9.6m (0)	14.5m (0)	2:40.39	29.74s	28.35s
4 RUIA	7	17.8m	18.6m (0)	15.3m (1)	2:40.62	29.14s	28.53s
5 LUCKY COPY	8	19.4m	6.9m (1)	7.8m (1)	2:40.74	29.46s	29.18s
3 SHES ALL GO	9	20.1m	14.2m (0)	19.2m (0)	2:40.79	29.74s	28.42s

Finish Position and metres gained

First Arrow shows distance gain/loss from 2nd Qtr to 3rd Qtr, Second Arrow shows distance gain/loss from 3rd Qtr to Finish
Blue arrow indicates best gain in these quarters.



800

Visual positions in race at 2nd Quarter



400

Visual positions in race at 3rd Quarter



Powered by



Harness Analyser

Sectional Analysis Software

Not just form | Free Trial

www.facebook.com/PJHarnessRacing



RISE Digital, Harness Racing Australia nor the provider accepts any responsibility for the completeness or accuracy of any of the information contained herein, and makes no representations about its suitability for any particular purpose. Users should make their own judgements about those matters and/or seek independent advice. You assume all risks associated with use of data provided on this page

Gloucester Park Race 9 Distance 2130m

Friday, 23 May 2025


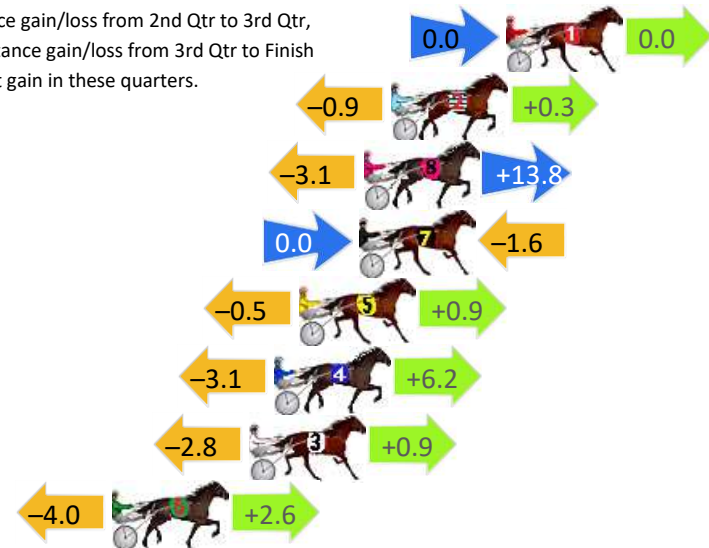
Gross Time: 2:36.30 MileRate: 1:58.10 LeadTime: 39.30s First Qtr: 31.40s Second Qtr: 29.40s Third Qtr: 27.90s Fourth Qtr: 28.30s

DATA TABLE: 800 / 400 Posi's are position from leader and (how wide the horse was at that position)

NoHorse	Plc	Mar	800 Posi	400 Posi	Time	3rd Qtr	4th Qt
1 CHASE ME	1	0.0m	0.0m (0)	0.0m (0)	2:36.30	27.90s	28.30s
2 BLAMEITONTHEHIGH T	2	4.6m	4.0m (0)	4.9m (0)	2:36.64	27.96s	28.30s
8 MY WATCHLIST	3	5.7m	16.4m (0)	19.5m (0)	2:36.72	28.12s	27.36s
7 CABERNEIGH	4	5.9m	4.3m (1)	4.3m (1)	2:36.74	27.90s	28.44s
5 MAJOR FREEWAY	5	8.3m	8.7m (1)	9.2m (1)	2:36.92	27.94s	28.28s
4 SPUDMEISTER	6	9.3m	12.4m (0)	15.5m (0)	2:36.99	28.12s	27.91s
3 KURIOUS BOY	7	10.3m	8.4m (0)	11.2m (0)	2:37.07	28.10s	28.29s
6 CORDERO	8	15.8m	14.4m (1)	18.4m (1)	2:37.47	28.18s	28.19s

Finish Position and metres gained

First Arrow shows distance gain/loss from 2nd Qtr to 3rd Qtr,
Second Arrow shows distance gain/loss from 3rd Qtr to Finish
Blue arrow indicates best gain in these quarters.



800

Visual positions in race at 2nd Quarter



400

Visual positions in race at 3rd Quarter



Powered by



Harness Analyser

Sectional Analysis Software

Not just form | Free Trial

www.facebook.com/PJHarnessRacing



RISE Digital, Harness Racing Australia nor the provider accepts any responsibility for the completeness or accuracy of any of the information contained herein, and makes no representations about its suitability for any particular purpose. Users should make their own judgements about those matters and/or seek independent advice. You assume all risks associated with use of data provided on this page

Gloucester Park Race 10 Distance 2503m

Friday, 23 May 2025

Gross Time: 3:15.80

MileRate: 2:05.40

LeadTime: 73.40s

First Qtr: 32.80s

Second Qtr: 30.70s

Third Qtr: 29.70s


Fourth Qtr: 29.20s

DATA TABLE: 800 / 400 Posi's are position from leader and (how wide the horse was at that position)

NoHorse	Plc	Mar	800 Posi	400 Posi	Time	3rd Qtr	4th Qt
3 MAJESTIC GA GA	1	0.0m	0.0m (0)	0.0m (0)	3:15.80	29.70s	29.20s
10 PATCHED	2	11.2m	10.6m (1)	3.6m (1)	3:16.66	29.18s	29.80s
6 LINE THE STARZZZ	3	13.5m	14.4m (1)	6.9m (2)	3:16.83	29.14s	29.73s
5 DARK SECRET	4	24.2m	9.2m (0)	13.7m (0)	3:17.65	30.02s	30.05s
9 CHUMANI	5	25.1m	6.2m (1)	12.1m (2)	3:17.72	30.12s	30.24s
4 SELLUNE	6	29.8m	13.6m (0)	16.4m (2)	3:18.08	29.90s	30.28s
8 THATS NOT MY GAIT	7	33.7m	2.2m (1)	8.8m (1)	3:18.38	30.18s	31.14s
7 ALDEBARAN SUNDOWN	8	34.2m	21.7m (0)	23.0m (0)	3:18.42	29.78s	30.14s
2 BEE BEE BEROCC	9	50.1m	22.8m (1)	25.2m (1)	3:19.64	29.86s	31.20s
1 BETTY BOOTZ OFF	10	59.9m	4.6m (0)	6.0m (0)	3:20.39	29.80s	33.35s

Finish Position and metres gained

First Arrow shows distance gain/loss from 2nd Qtr to 3rd Qtr,
Second Arrow shows distance gain/loss from 3rd Qtr to Finish
Blue arrow indicates best gain in these quarters.



800

Visual positions in race at 2nd Quarter



400

Visual positions in race at 3rd Quarter



Powered by



Harness Analyser

Sectional Analysis Software

Not just form | Free Trial

www.facebook.com/PJHarnessRacing



RISE Digital, Harness Racing Australia nor the provider accepts any responsibility for the completeness or accuracy of any of the information contained herein, and makes no representations about its suitability for any particular purpose. Users should make their own judgements about those matters and/or seek independent advice. You assume all risks associated with use of data provided on this page