

Gloucester Park Race 1 Distance 2130m

Tuesday, 13 May 2025



Gross Time: 2:37.80 MileRate: 1:59.20 LeadTime: 37.30s First Qtr: 31.40s Second Qtr: 30.80s Third Qtr: 28.90s Fourth Qtr: 29.40s

DATA TABLE: 800 / 400 Posi's are position from leader and (how wide the horse was at that position)

No	Horse	Plc	Mar	800 Posi	400 Posi	Time	3rd Qtr	4th Qt
7	Bronzed	1	0.0m	0.0m (0)	0.0m (0)	2:37.80	28.90s	29.40s
5	Jiliby Jake	2	1.2m	4.5m (0)	3.9m (0)	2:37.89	28.86s	29.21s
8	Alfredi	3	2.0m	2.8m (1)	1.1m (1)	2:37.95	28.78s	29.47s
1	You Fly With Me	4	4.9m	8.4m (0)	8.0m (0)	2:38.18	28.88s	29.20s
10	Road Closure	5	6.5m	12.8m (0)	12.2m (0)	2:38.30	28.86s	29.02s
4	Codename Elliot	6	11.8m	16.7m (0)	16.3m (0)	2:38.71	28.88s	29.13s
3	Yankee Lincoln	7	11.9m	6.7m (1)	5.6m (1)	2:38.72	28.82s	29.92s
12	Brewery Lane	8	14.5m	11.1m (2)	9.2m (2)	2:38.92	28.76s	29.85s
11	Big Bozz	9	15.5m	6.7m (2)	3.9m (2)	2:38.99	28.70s	30.31s
2	Sweetdream Trunkey	10	15.8m	11.1m (1)	13.0m (1)	2:39.02	29.04s	29.68s
6	Luke Attack	11	24.7m	20.6m (1)	17.4m (1)	2:39.70	28.68s	30.04s
9	Copy Of Paris	12	25.7m	16.2m (1)	13.6m (2)	2:39.78	28.72s	30.40s


Finish Position and metres gained

First Arrow shows distance gain/loss from 2nd Qtr to 3rd Qtr,
Second Arrow shows distance gain/loss from 3rd Qtr to Finish
Blue arrow indicates best gain in these quarters.



Visual positions in race at 2nd Quarter

800



Visual positions in race at 3rd Quarter

400



Powered by



Harness Analyser

Sectional Analysis Software

Not just form | Free Trial

www.facebook.com/PJHarnessRacing



RISE Digital, Harness Racing Australia nor the provider accepts any responsibility for the completeness or accuracy of any of the information contained herein, and makes no representations about its suitability for any particular purpose. Users should make their own judgements about those matters and/or seek independent advice. You assume all risks associated with use of data provided on this page

Gloucester Park Race 2 Distance 2130m

Tuesday, 13 May 2025

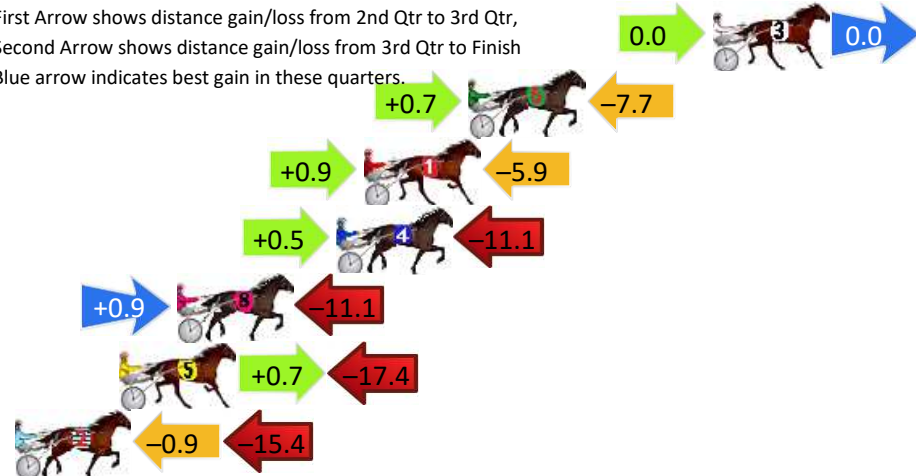
Gross Time: 2:34.30 MileRate: 1:56.60 LeadTime: 37.80s First Qtr: 30.40s Second Qtr: 30.20s Third Qtr: 28.50s Fourth Qtr: 27.40s

DATA TABLE: 800 / 400 Posi's are position from leader and (how wide the horse was at that position)

NoHorse	Plc	Mar	800 Posi	400 Posi	Time	3rd Qtr	4th Qt
3 Belly Up	1	0.0m	0.0m (0)	0.0m (0)	2:34.30	28.50s	27.40s
6 Elite Fleet	2	9.8m	2.8m (1)	2.1m (1)	2:35.01	28.44s	27.96s
1 Major Disco	3	14.0m	9.0m (0)	8.1m (0)	2:35.31	28.42s	27.85s
4 Mysta Moon Walker	4	15.1m	4.5m (0)	4.0m (0)	2:35.39	28.46s	28.21s
8 Into The Future	5	21.5m	11.3m (1)	10.4m (1)	2:35.85	28.42s	28.23s
5 Damage Done	6	23.8m	7.1m (1)	6.4m (1)	2:36.02	28.44s	28.67s
2 Boujee Boy	7	30.4m	14.1m (0)	15.0m (0)	2:36.49	28.54s	28.55s

Finish Position and metres gained

First Arrow shows distance gain/loss from 2nd Qtr to 3rd Qtr,
Second Arrow shows distance gain/loss from 3rd Qtr to Finish
Blue arrow indicates best gain in these quarters.



800

Visual positions in race at 2nd Quarter



400

Visual positions in race at 3rd Quarter



Powered by



Harness Analyser

Sectional Analysis Software

Not just form | Free Trial

www.facebook.com/PJHarnessRacing



RISE Digital, Harness Racing Australia nor the provider accepts any responsibility for the completeness or accuracy of any of the information contained herein, and makes no representations about its suitability for any particular purpose. Users should make their own judgements about those matters and/or seek independent advice. You assume all risks associated with use of data provided on this page

Gloucester Park Race 3 Distance 2130m

Tuesday, 13 May 2025

Gross Time: 2:37.70

MileRate: 1:59.10

LeadTime: 38.40s

First Qtr: 31.30s

Second Qtr: 30.20s

Third Qtr: 28.70s


Fourth Qtr: 29.10s

DATA TABLE: 800 / 400 Posi's are position from leader and (how wide the horse was at that position)

No	Horse	Plc	Mar	800 Posi	400 Posi	Time	3rd Qtr	4th Qt
6	Paint The Palette	1	0.0m	10.1m (1)	7.3m (2)	2:37.70	28.50s	28.58s
1	Seaside Magic	2	0.8m	0.0m (0)	0.0m (0)	2:37.76	28.70s	29.16s
5	Pick Me	3	5.1m	8.4m (0)	7.5m (0)	2:38.09	28.64s	28.95s
3	Captain Paprika	4	6.5m	4.2m (0)	3.9m (0)	2:38.20	28.68s	29.32s
7	Wicked Hustler	5	10.0m	12.9m (0)	12.0m (0)	2:38.46	28.64s	29.00s
2	Captains Creek	6	10.4m	5.9m (1)	5.6m (1)	2:38.49	28.68s	29.49s
4	Ice Cold Sapporo	7	12.1m	3.1m (2)	3.1m (2)	2:38.62	28.70s	29.80s
8	Noble Thorondor	8	13.7m	14.3m (1)	9.5m (1)	2:38.75	28.36s	29.46s
9	Como El Viento	9	14.6m	1.4m (1)	1.7m (1)	2:38.81	28.72s	30.09s

Finish Position and metres gained

First Arrow shows distance gain/loss from 2nd Qtr to 3rd Qtr,
Second Arrow shows distance gain/loss from 3rd Qtr to Finish
Blue arrow indicates best gain in these quarters.



800

Visual positions in race at 2nd Quarter



400

Visual positions in race at 3rd Quarter



Powered by



Harness Analyser

Sectional Analysis Software

Not just form | Free Trial

www.facebook.com/PJHarnessRacing



RISE Digital, Harness Racing Australia nor the provider accepts any responsibility for the completeness or accuracy of any of the information contained herein, and makes no representations about its suitability for any particular purpose. Users should make their own judgements about those matters and/or seek independent advice. You assume all risks associated with use of data provided on this page

Gloucester Park Race 4 Distance 2130m

Tuesday, 13 May 2025

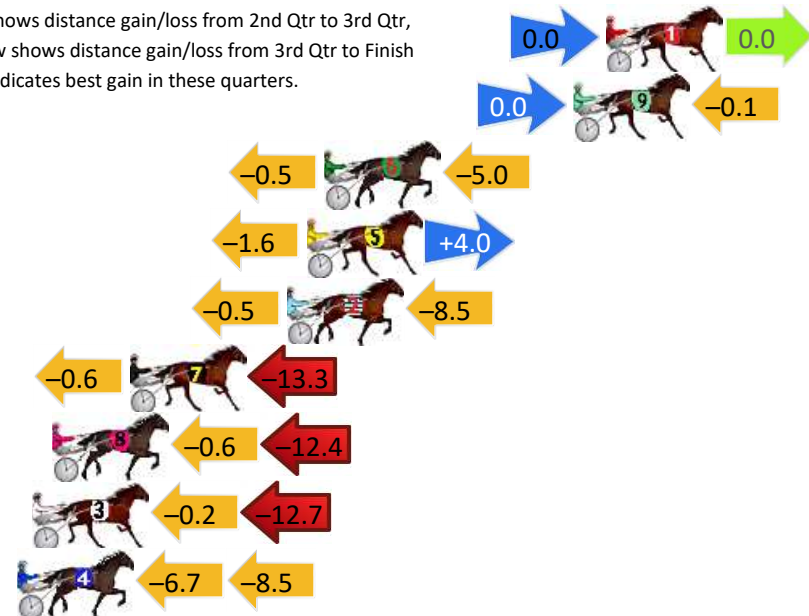
Gross Time: 2:34.10 MileRate: 1:56.40 LeadTime: 36.50s First Qtr: 31.20s Second Qtr: 30.00s Third Qtr: 27.90s Fourth Qtr: 28.50s

DATA TABLE: 800 / 400 Posi's are position from leader and (how wide the horse was at that position)

No	Horse	Plc	Mar	800 Posi	400 Posi	Time	3rd Qtr	4th Qt
1	Im Massimo	1	0.0m	0.0m (0)	0.0m (0)	2:34.10	27.90s	28.50s
9	Captain Stirling	2	1.3m	1.2m (1)	1.2m (1)	2:34.20	27.90s	28.52s
6	The Bettor Side	3	11.3m	5.8m (1)	6.3m (1)	2:34.95	27.94s	28.90s
5	When In Vegas	4	12.0m	14.4m (0)	16.0m (1)	2:35.00	28.02s	28.28s
2	By Royal Command	5	12.8m	3.8m (0)	4.3m (0)	2:35.06	27.94s	29.16s
7	Control The Room	6	19.1m	5.2m (2)	5.8m (2)	2:35.53	27.94s	29.53s
8	Captain Said So	7	22.2m	9.2m (2)	9.8m (2)	2:35.76	27.94s	29.48s
3	Pinjarra Rocks	8	23.0m	10.1m (1)	10.3m (1)	2:35.82	27.92s	29.50s
4	Crunch The Numbers	9	23.6m	8.4m (0)	15.1m (0)	2:35.87	28.38s	29.21s

Finish Position and metres gained

First Arrow shows distance gain/loss from 2nd Qtr to 3rd Qtr,
Second Arrow shows distance gain/loss from 3rd Qtr to Finish
Blue arrow indicates best gain in these quarters.



Visual positions in race at 2nd Quarter



Visual positions in race at 3rd Quarter



Powered by
PJ

Harness Analyser

Sectional Analysis Software
Not just form | Free Trial

www.facebook.com/PJHarnessRacing



RISE Digital, Harness Racing Australia nor the provider accepts any responsibility for the completeness or accuracy of any of the information contained herein, and makes no representations about its suitability for any particular purpose. Users should make their own judgements about those matters and/or seek independent advice. You assume all risks associated with use of data provided on this page

Gloucester Park Race 5 Distance 2130m

Tuesday, 13 May 2025



Gross Time: 2:38.90 MileRate: 2:00.10 LeadTime: 36.20s First Qtr: 31.80s Second Qtr: 31.30s Third Qtr: 29.80s Fourth Qtr: 29.80s

DATA TABLE: 800 / 400 Posi's are position from leader and (how wide the horse was at that position)

No	Horse	Plc	Mar	800 Posi	400 Posi	Time	3rd Qtr	4th Qt
9	Shes A Mare	1	0.0m	17.6m (1)	6.2m (3)	2:38.90	28.96s	29.34s
1	Straunys Sister	2	1.2m	0.0m (0)	0.2m (0)	2:38.99	29.82s	29.88s
8	Johnny Lombo	3	1.3m	15.4m (2)	0.0m (3)	2:39.00	28.66s	29.90s
12	The Big Kaboosh	4	5.6m	8.6m (0)	8.3m (0)	2:39.34	29.78s	29.62s
2	Bonstar	5	6.5m	8.6m (1)	2.7m (2)	2:39.41	29.36s	30.11s
10	Luhrsy	6	6.8m	4.3m (0)	4.3m (0)	2:39.43	29.80s	30.01s
11	More Than Honoured	7	6.9m	13.2m (1)	10.8m (2)	2:39.44	29.62s	29.54s
3	Bazza Mac	8	8.9m	0.0m (1)	1.6m (1)	2:39.59	29.92s	30.38s
5	Just All Style	9	10.1m	21.6m (0)	14.6m (2)	2:39.69	29.28s	29.51s
4	Allwoods Chevron	10	10.5m	17.6m (0)	16.2m (0)	2:39.72	29.70s	29.42s
6	Sidstrepo	11	11.2m	4.3m (1)	5.9m (1)	2:39.77	29.92s	30.24s
7	The Whizzer	12	11.7m	13.0m (0)	12.9m (1)	2:39.81	29.80s	29.76s

Finish Position and metres gained

First Arrow shows distance gain/loss from 2nd Qtr to 3rd Qtr,
Second Arrow shows distance gain/loss from 3rd Qtr to Finish
Blue arrow indicates best gain in these quarters.



800

Visual positions in race at 2nd Quarter



400

Visual positions in race at 3rd Quarter



Powered by



Harness Analyser

Sectional Analysis Software

Not just form | Free Trial

www.facebook.com/PJHarnessRacing



RISE Digital, Harness Racing Australia nor the provider accepts any responsibility for the completeness or accuracy of any of the information contained herein, and makes no representations about its suitability for any particular purpose. Users should make their own judgements about those matters and/or seek independent advice. You assume all risks associated with use of data provided on this page

Gloucester Park Race 6 Distance 2130m

Tuesday, 13 May 2025

Gross Time: 2:33.50

MileRate: 1:56.00

LeadTime: 35.80s

First Qtr: 29.00s

Second Qtr: 30.80s

Third Qtr: 28.60s


Fourth Qtr: 29.30s

DATA TABLE: 800 / 400 Posi's are position from leader and (how wide the horse was at that position)

No	Horse	Plc	Mar	800 Posi	400 Posi	Time	3rd Qtr	4th Qt
7	Petes Honour	1	0.0m	1.6m (0)	0.0m (0)	2:33.50	28.49s	29.30s
9	Rox The World	2	7.7m	0.0m (1)	1.1m (1)	2:34.09	28.68s	29.81s
6	Overjoyed	3	9.0m	4.2m (1)	5.6m (1)	2:34.19	28.70s	29.59s
3	Smokeys Shadow	4	10.4m	8.3m (1)	7.8m (2)	2:34.30	28.57s	29.54s
10	Elwaddell	5	11.5m	19.3m (0)	12.8m (2)	2:34.38	28.15s	29.26s
5	Alta Freeway	6	12.9m	5.8m (0)	4.5m (0)	2:34.49	28.51s	29.97s
4	Manhattan Moon	7	13.7m	12.5m (1)	7.3m (3)	2:34.55	28.24s	29.83s
2	Our Lililou	8	19.2m	14.5m (0)	12.2m (1)	2:34.98	28.45s	29.90s
8	Atlantic Gem	9	21.5m	10.0m (2)	4.0m (2)	2:35.15	28.17s	30.67s
1	Tommy Price	10	98.0m	10.6m (0)	17.0m (0)	2:41.03	29.07s	35.61s

Finish Position and metres gained

First Arrow shows distance gain/loss from 2nd Qtr to 3rd Qtr,
Second Arrow shows distance gain/loss from 3rd Qtr to Finish
Blue arrow indicates best gain in these quarters.



800

Visual positions in race at 2nd Quarter



400

Visual positions in race at 3rd Quarter



Powered by



Harness Analyser

Sectional Analysis Software

Not just form | Free Trial

www.facebook.com/PJHarnessRacing



RISE Digital, Harness Racing Australia nor the provider accepts any responsibility for the completeness or accuracy of any of the information contained herein, and makes no representations about its suitability for any particular purpose. Users should make their own judgements about those matters and/or seek independent advice. You assume all risks associated with use of data provided on this page

Gloucester Park Race 7 Distance 2130m

Tuesday, 13 May 2025

Gross Time: 2:37.60

MileRate: 1:59.10

LeadTime: 37.70s

First Qtr: 30.60s

Second Qtr: 30.50s

Third Qtr: 29.20s


Fourth Qtr: 29.60s

DATA TABLE: 800 / 400 Posi's are position from leader and (how wide the horse was at that position)

No	Horse	Plc	Mar	800 Posi	400 Posi	Time	3rd Qtr	4th Qt
7	Malakie	1	0.0m	16.8m (1)	9.1m (2)	2:37.60	28.64s	28.94s
4	Philthejug	2	9.4m	1.1m (0)	0.0m (0)	2:38.33	29.12s	30.33s
12	Lukes Mistake	3	9.9m	0.0m (1)	0.3m (1)	2:38.37	29.22s	30.35s
11	Doctor Steve	4	11.5m	8.3m (1)	8.2m (1)	2:38.49	29.20s	29.89s
10	Telkem Jay	5	11.9m	13.8m (0)	12.9m (1)	2:38.52	29.14s	29.58s
5	Karaoke Star	6	13.0m	12.7m (1)	5.3m (2)	2:38.61	28.66s	30.22s
2	Speed Force	7	14.5m	5.5m (0)	5.8m (0)	2:38.72	29.22s	30.30s
3	Bealawyer	8	16.6m	4.4m (1)	4.4m (1)	2:38.89	29.20s	30.57s
6	Anyloveisgoodlove	9	18.4m	17.9m (0)	14.5m (0)	2:39.03	28.96s	29.97s
8	Vybrant	10	18.4m	22.1m (0)	17.0m (1)	2:39.03	28.84s	29.79s
1	This Time Jacko	11	19.1m	9.7m (0)	9.9m (0)	2:39.08	29.22s	30.36s

Finish Position and metres gained

First Arrow shows distance gain/loss from 2nd Qtr to 3rd Qtr,
Second Arrow shows distance gain/loss from 3rd Qtr to Finish
Blue arrow indicates best gain in these quarters.



800

Visual positions in race at 2nd Quarter



400

Visual positions in race at 3rd Quarter



Powered by



Harness Analyser

Sectional Analysis Software

Not just form | Free Trial

www.facebook.com/PJHarnessRacing



RISE Digital, Harness Racing Australia nor the provider accepts any responsibility for the completeness or accuracy of any of the information contained herein, and makes no representations about its suitability for any particular purpose. Users should make their own judgements about those matters and/or seek independent advice. You assume all risks associated with use of data provided on this page

Gloucester Park Race 8 Distance 2130m

Tuesday, 13 May 2025

Gross Time: 2:34.70

MileRate: 1:56.90

LeadTime: 35.30s

First Qtr: 30.20s

Second Qtr: 30.50s

Third Qtr: 29.40s


Fourth Qtr: 29.30s

DATA TABLE: 800 / 400 Posi's are position from leader and (how wide the horse was at that position)

NoHorse	Plc	Mar	800 Posi	400 Posi	Time	3rd Qtr	4th Qt
12 Spudmeister	1	0.0m	18.1m (2)	2.8m (2)	2:34.70	28.28s	29.10s
5 Beyond Bling	2	10.6m	17.0m (0)	16.7m (2)	2:35.51	29.38s	28.90s
4 Priddah	3	10.8m	11.2m (1)	9.6m (2)	2:35.53	29.28s	29.43s
1 Kolisi	4	10.9m	0.0m (0)	0.5m (0)	2:35.54	29.44s	30.10s
6 Bettor Have Faith	5	20.0m	7.1m (1)	8.5m (1)	2:36.24	29.50s	30.22s
11 Sonic Chip	6	21.2m	15.6m (1)	12.6m (1)	2:36.33	29.18s	30.01s
3 Tempt The Stars	7	21.2m	12.9m (0)	14.8m (0)	2:36.33	29.54s	29.85s
9 Rollindowntheriver	8	24.4m	13.4m (2)	0.0m (1)	2:36.57	28.42s	31.17s
10 Sub Mariner	9	27.7m	4.1m (0)	5.7m (0)	2:36.83	29.52s	31.01s
7 Rajah Rocks	10	30.5m	2.5m (1)	4.6m (1)	2:37.04	29.56s	31.31s
2 Sir Belvedere	11	32.3m	8.8m (0)	10.4m (0)	2:37.18	29.52s	31.03s
8 Welease Woddewick	12	39.6m	21.1m (0)	21.3m (0)	2:37.74	29.42s	30.79s

Finish Position and metres gained

First Arrow shows distance gain/loss from 2nd Qtr to 3rd Qtr,
Second Arrow shows distance gain/loss from 3rd Qtr to Finish
Blue arrow indicates best gain in these quarters.



800

Visual positions in race at 2nd Quarter



400

Visual positions in race at 3rd Quarter



Powered by



Harness Analyser

Sectional Analysis Software

Not just form | Free Trial

www.facebook.com/PJHarnessRacing



RISE Digital, Harness Racing Australia nor the provider accepts any responsibility for the completeness or accuracy of any of the information contained herein, and makes no representations about its suitability for any particular purpose. Users should make their own judgements about those matters and/or seek independent advice. You assume all risks associated with use of data provided on this page

Gloucester Park Race 9 Distance 2130m

Tuesday, 13 May 2025


Gross Time: 2:42.50 MileRate: 2:02.80 LeadTime: 37.50s First Qtr: 32.50s Second Qtr: 31.80s Third Qtr: 30.30s Fourth Qtr: 30.40s

DATA TABLE: 800 / 400 Posi's are position from leader and (how wide the horse was at that position)

No	Horse	Plc	Mar	800 Posi	400 Posi	Time	3rd Qtr	4th Qt
2	Welloiled	1	0.0m	4.8m (0)	5.3m (0)	2:42.50	30.34s	30.00s
1	Diamond Bay	2	0.4m	15.4m (0)	9.1m (2)	2:42.53	29.82s	29.75s
8	Christophano	3	6.2m	0.0m (0)	0.0m (0)	2:42.99	30.30s	30.89s
7	Danger	4	13.0m	1.3m (1)	1.9m (1)	2:43.53	30.34s	31.29s
3	Bettor Be Bucks	5	13.5m	10.1m (0)	9.3m (0)	2:43.57	30.24s	30.77s
10	Cara Diana	6	16.4m	11.4m (1)	4.3m (2)	2:43.81	29.76s	31.38s
11	Bartlett	7	17.0m	19.9m (0)	14.6m (1)	2:43.85	29.90s	30.65s
5	Kripke	8	25.7m	24.2m (0)	18.0m (0)	2:44.55	29.84s	31.09s
6	Lowlands Beach Boy	9	26.2m	15.7m (1)	16.8m (2)	2:44.58	30.38s	31.22s
9	I Am Siam	10	28.2m	20.2m (1)	18.9m (3)	2:44.74	30.21s	31.22s
4	Lightshow	11	51.7m	7.2m (1)	9.0m (1)	2:46.61	30.44s	33.83s


Finish Position and metres gained

First Arrow shows distance gain/loss from 2nd Qtr to 3rd Qtr,
Second Arrow shows distance gain/loss from 3rd Qtr to Finish
Blue arrow indicates best gain in these quarters.



800

Visual positions in race at 2nd Quarter



400

Visual positions in race at 3rd Quarter



Powered by



Harness Analyser

Sectional Analysis Software

Not just form | Free Trial

www.facebook.com/PJHarnessRacing



RISE Digital, Harness Racing Australia nor the provider accepts any responsibility for the completeness or accuracy of any of the information contained herein, and makes no representations about its suitability for any particular purpose. Users should make their own judgements about those matters and/or seek independent advice. You assume all risks associated with use of data provided on this page