

# Central Wheatbelt Race 1 Distance 2130m

Sunday, 11 May 2025

Gross Time: 2:38.40

MileRate: 1:59.70

LeadTime: 40.60s

First Qtr: 30.80s

Second Qtr: 29.80s

Third Qtr: 28.80s


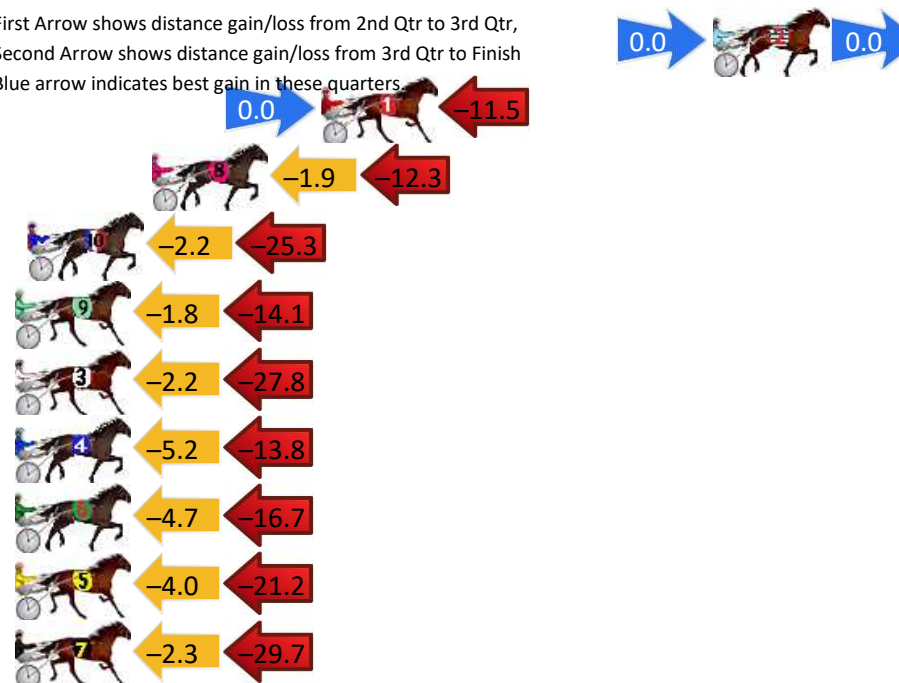
Fourth Qtr: 28.40s

DATA TABLE: 800 / 400 Posi's are position from leader and (how wide the horse was at that position)

No	Horse	Plc	Mar	800 Posi	400 Posi	Time	3rd Qtr	4th Qt
2	Ya Bettor Followme	1	0.0m	0.0m (0)	0.0m (0)	2:38.40	28.80s	28.40s
1	Bella Ragazza	2	15.7m	4.2m (0)	4.2m (0)	2:39.57	28.80s	29.27s
8	Beyond Bling	3	22.5m	8.3m (1)	10.2m (2)	2:40.08	28.94s	29.35s
10	Tux And Tails	4	27.5m	0.0m (1)	2.2m (1)	2:40.45	28.95s	30.30s
9	Bettor Have Faith	5	28.8m	12.9m (1)	14.7m (2)	2:40.55	28.93s	29.50s
3	Keayang Jigsaw	6	34.2m	4.2m (1)	6.4m (1)	2:40.95	28.95s	30.50s
4	American Monarch	7	38.8m	19.8m (0)	25.0m (0)	2:41.29	29.16s	29.51s
6	Majic Bay	8	39.0m	17.6m (1)	22.3m (2)	2:41.31	29.13s	29.72s
5	Brulee	9	39.7m	14.5m (0)	18.5m (1)	2:41.36	29.07s	30.05s
7	Duty Bound	10	40.4m	8.4m (0)	10.7m (0)	2:41.41	28.96s	30.65s


## Finish Position and metres gained

First Arrow shows distance gain/loss from 2nd Qtr to 3rd Qtr,  
Second Arrow shows distance gain/loss from 3rd Qtr to Finish  
Blue arrow indicates best gain in these quarters



800

Visual positions in race at 2nd Quarter



400

Visual positions in race at 3rd Quarter



Powered by



Harness Analyser

Sectional Analysis Software

Not just form | Free Trial

[www.facebook.com/PJHarnessRacing](http://www.facebook.com/PJHarnessRacing)



RISE Digital, Harness Racing Australia nor the provider accepts any responsibility for the completeness or accuracy of any of the information contained herein, and makes no representations about its suitability for any particular purpose. Users should make their own judgements about those matters and/or seek independent advice. You assume all risks associated with use of data provided on this page

# Central Wheatbelt Race 2 Distance 2130m

Sunday, 11 May 2025

Gross Time: 2:43.50

MileRate: 2:03.60

LeadTime: 39.50s

First Qtr: 32.00s

Second Qtr: 30.60s

Third Qtr: 29.70s

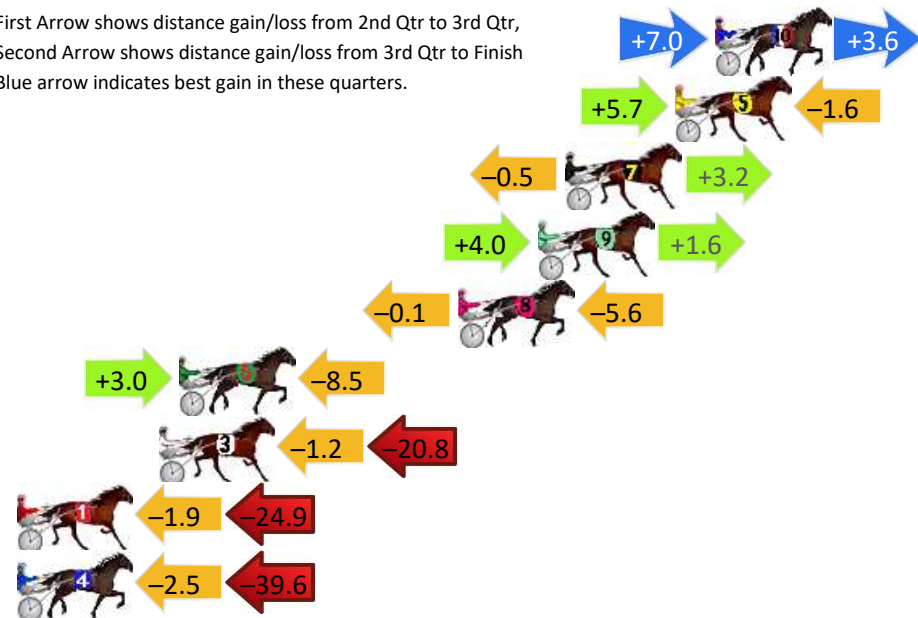
Fourth Qtr: 31.70s

DATA TABLE: 800 / 400 Posi's are position from leader and (how wide the horse was at that position)

No	Horse	Plc	Mar	800 Posi	400 Posi	Time	3rd Qtr	4th Qt
10	Rocknroll Train	1	0.0m	10.6m (2)	3.6m (3)	2:43.50	29.19s	31.43s
5	Major Blue Eyes	2	1.6m	5.7m (2)	0.0m (2)	2:43.63	29.28s	31.83s
7	Shadrach	3	6.0m	8.7m (1)	9.2m (2)	2:44.00	29.76s	31.50s
9	Major Buzz	4	7.1m	12.7m (1)	8.7m (1)	2:44.09	29.43s	31.62s
8	Eastern Advance	5	10.3m	4.6m (1)	4.7m (2)	2:44.35	29.72s	32.19s
6	Mummas Little Star	6	21.5m	16.0m (2)	13.0m (3)	2:45.28	29.51s	32.49s
3	Ebee Aviator	7	22.3m	0.3m (0)	1.5m (0)	2:45.35	29.79s	33.43s
1	On Golden Road	8	31.4m	4.6m (0)	6.5m (0)	2:46.10	29.85s	33.81s
4	Speed Force	9	42.1m	0.0m (1)	2.5m (1)	2:46.99	29.89s	35.00s

## Finish Position and metres gained

First Arrow shows distance gain/loss from 2nd Qtr to 3rd Qtr,  
Second Arrow shows distance gain/loss from 3rd Qtr to Finish  
Blue arrow indicates best gain in these quarters.



Visual positions in race at 2nd Quarter



Visual positions in race at 3rd Quarter



Powered by



Harness Analyser

Sectional Analysis Software

Not just form | Free Trial

[www.facebook.com/PJHarnessRacing](http://www.facebook.com/PJHarnessRacing)



RISE Digital, Harness Racing Australia nor the provider accepts any responsibility for the completeness or accuracy of any of the information contained herein, and makes no representations about its suitability for any particular purpose. Users should make their own judgements about those matters and/or seek independent advice. You assume all risks associated with use of data provided on this page

# Central Wheatbelt Race 3 Distance 2130m

Sunday, 11 May 2025

Gross Time: 2:37.90

MileRate: 1:59.30

LeadTime: 38.40s

First Qtr: 31.20s

Second Qtr: 30.20s

Third Qtr: 28.80s

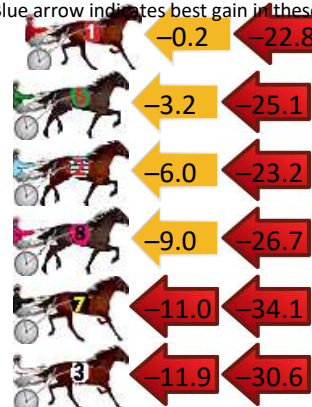
Fourth Qtr: 29.30s

DATA TABLE: 800 / 400 Posi's are position from leader and (how wide the horse was at that position)

NoHorse	Plc	Mar	800 Posi	400 Posi	Time	3rd Qtr	4th Qt
5 Franco Sheriff	1	0.0m	0.3m (0)	0.0m (0)	2:37.90	28.78s	29.30s
1 Save This Dance	2	27.5m	4.5m (0)	4.7m (0)	2:40.01	28.82s	31.07s
6 Major Class	3	28.3m	0.0m (1)	3.2m (1)	2:40.07	29.03s	31.24s
2 Follow Therockstar	4	34.2m	5.0m (1)	11.0m (1)	2:40.53	29.23s	31.13s
8 Ourfirstimpression	5	46.0m	10.3m (1)	19.3m (1)	2:41.43	29.45s	31.44s
7 The Thirsty Vet	6	53.8m	8.7m (0)	19.7m (0)	2:42.03	29.60s	32.01s
3 Anyloveisgoodlove	7	56.5m	14.0m (0)	25.9m (1)	2:42.24	29.67s	31.77s

## Finish Position and metres gained

First Arrow shows distance gain/loss from 2nd Qtr to 3rd Qtr,  
Second Arrow shows distance gain/loss from 3rd Qtr to Finish  
Blue arrow indicates best gain in these quarters.



800

Visual positions in race at 2nd Quarter



400

Visual positions in race at 3rd Quarter



Powered by



Harness Analyser

Sectional Analysis Software

Not just form | Free Trial

[www.facebook.com/PJHarnessRacing](http://www.facebook.com/PJHarnessRacing)



RISE Digital, Harness Racing Australia nor the provider accepts any responsibility for the completeness or accuracy of any of the information contained herein, and makes no representations about its suitability for any particular purpose. Users should make their own judgements about those matters and/or seek independent advice. You assume all risks associated with use of data provided on this page

# Central Wheatbelt Race 4 Distance 2130m

Sunday, 11 May 2025

Gross Time: 2:39.80

MileRate: 2:00.70

LeadTime: 39.30s

First Qtr: 30.50s

Second Qtr: 30.90s

Third Qtr: 29.40s


Fourth Qtr: 29.70s

DATA TABLE: 800 / 400 Posi's are position from leader and (how wide the horse was at that position)

NoHorse	Plc	Mar	800 Posi	400 Posi	Time	3rd Qtr	4th Qt
5 Shes A Mare	1	0.0m	0.0m (0)	0.0m (0)	2:39.80	29.40s	29.70s
10 Kolisi	2	2.8m	2.5m (1)	2.6m (1)	2:40.02	29.41s	29.72s
7 Keptain Courageous	3	10.2m	9.6m (0)	8.7m (0)	2:40.59	29.34s	29.85s
1 Sleek And Sweet	4	13.5m	5.2m (0)	4.4m (0)	2:40.85	29.34s	30.43s
8 Valhalla Miss	5	15.7m	13.4m (0)	12.8m (0)	2:41.02	29.36s	29.98s
9 Classnsmart	6	16.2m	15.1m (1)	10.1m (3)	2:41.06	29.04s	30.22s
2 Isaidboo	7	18.2m	10.7m (1)	9.9m (2)	2:41.22	29.35s	30.39s
6 Sub Mariner	8	20.3m	6.9m (1)	7.8m (1)	2:41.38	29.47s	30.71s
3 Highly Flammable	9	27.0m	19.2m (1)	15.3m (2)	2:41.90	29.13s	30.68s
4 Velvet Shadow	10	27.6m	18.1m (0)	15.7m (1)	2:41.95	29.23s	30.70s

## Finish Position and metres gained

First Arrow shows distance gain/loss from 2nd Qtr to 3rd Qtr,  
Second Arrow shows distance gain/loss from 3rd Qtr to Finish  
Blue arrow indicates best gain in these quarters.



800

Visual positions in race at 2nd Quarter



400

Visual positions in race at 3rd Quarter



Powered by



Harness Analyser

Sectional Analysis Software

Not just form | Free Trial

[www.facebook.com/PJHarnessRacing](http://www.facebook.com/PJHarnessRacing)



RISE Digital, Harness Racing Australia nor the provider accepts any responsibility for the completeness or accuracy of any of the information contained herein, and makes no representations about its suitability for any particular purpose. Users should make their own judgements about those matters and/or seek independent advice. You assume all risks associated with use of data provided on this page



# Central Wheatbelt Race 5 Distance 2130m

Sunday, 11 May 2025

Gross Time: 2:37.50

MileRate: 1:59.00

LeadTime: 38.10s

First Qtr: 30.50s

Second Qtr: 29.90s

Third Qtr: 29.30s

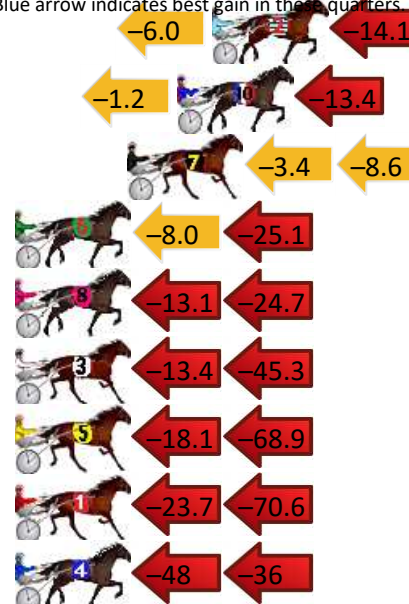
Fourth Qtr: 29.70s

DATA TABLE: 800 / 400 Posi's are position from leader and (how wide the horse was at that position)

No	Horse	Plc	Mar	800 Posi	400 Posi	Time	3rd Qtr	4th Qt
9	Alexandra Thegreat	1	0.0m	3.0m (1)	0.0m (0)	2:37.50	29.08s	29.70s
2	Rockin The Trend	2	20.1m	0.0m (0)	6.0m (0)	2:39.06	29.74s	30.82s
10	Johnny Lombo	3	21.5m	6.9m (1)	8.1m (1)	2:39.17	29.39s	30.78s
7	Manea	4	23.5m	11.5m (1)	14.9m (1)	2:39.33	29.55s	30.44s
6	Second Amendment	5	47.7m	14.6m (2)	22.6m (0)	2:41.21	29.90s	31.75s
8	Follow The Music	6	54.3m	16.5m (0)	29.6m (1)	2:41.73	30.27s	31.75s
3	Ryder Rose	7	81.5m	22.8m (1)	36.2m (1)	2:43.84	30.29s	33.39s
5	The Mercenary	8	96.3m	9.3m (2)	27.4m (2)	2:45.00	30.63s	35.19s
1	Adda Paris	9	100.6m	6.3m (0)	30.0m (0)	2:45.33	31.04s	35.33s
4	Hot Cinder	10	105.1m	22.0m (0)	69.8m (0)	2:45.68	32.82s	32.76s

## Finish Position and metres gained

First Arrow shows distance gain/loss from 2nd Qtr to 3rd Qtr,  
Second Arrow shows distance gain/loss from 3rd Qtr to Finish  
Blue arrow indicates best gain in these quarters



800

Visual positions in race at 2nd Quarter



400

Visual positions in race at 3rd Quarter



Powered by



Harness Analyser

Sectional Analysis Software

Not just form | Free Trial

[www.facebook.com/PJHarnessRacing](http://www.facebook.com/PJHarnessRacing)



RISE Digital, Harness Racing Australia nor the provider accepts any responsibility for the completeness or accuracy of any of the information contained herein, and makes no representations about its suitability for any particular purpose. Users should make their own judgements about those matters and/or seek independent advice. You assume all risks associated with use of data provided on this page

# Central Wheatbelt Race 6 Distance 2130m

Sunday, 11 May 2025

Gross Time: 2:44.00

MileRate: 2:03.90

LeadTime: 40.50s

First Qtr: 32.20s

Second Qtr: 30.90s

Third Qtr: 29.90s

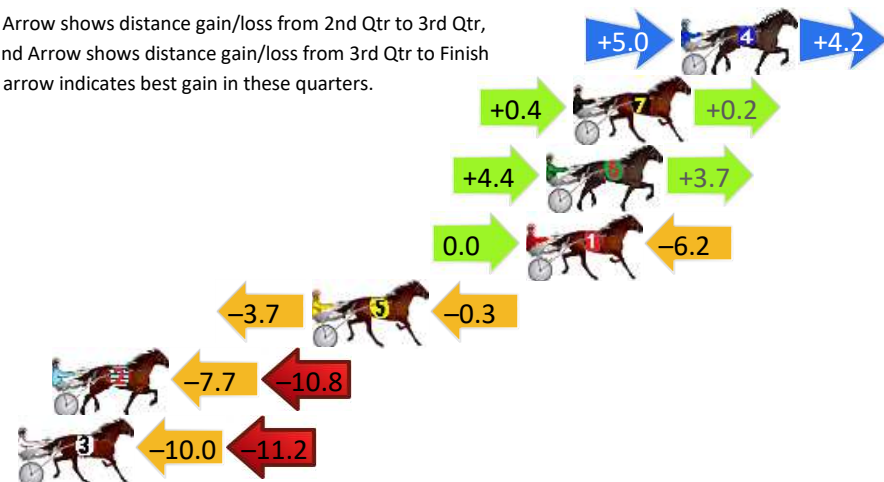
Fourth Qtr: 30.50s

DATA TABLE: 800 / 400 Posi's are position from leader and (how wide the horse was at that position)

NoHorse	Plc	Mar	800 Posi	400 Posi	Time	3rd Qtr	4th Qt
4 Batavia Streamline	1	0.0m	9.2m (0)	4.2m (1)	2:44.00	29.53s	30.19s
7 Sports Central	2	4.3m	4.9m (0)	4.5m (0)	2:44.34	29.88s	30.50s
6 Cracka Tinny	3	5.4m	13.5m (0)	9.1m (0)	2:44.43	29.58s	30.25s
1 Ciao Babe	4	6.2m	0.0m (0)	0.0m (0)	2:44.49	29.90s	30.99s
5 Swanbourne Spunk	5	14.8m	10.8m (1)	14.5m (2)	2:45.18	30.19s	30.60s
2 Dannika	6	25.2m	6.7m (1)	14.4m (0)	2:46.01	30.48s	31.43s
3 Satan Princess	7	26.6m	5.4m (2)	15.4m (1)	2:46.12	30.65s	31.47s


## Finish Position and metres gained

First Arrow shows distance gain/loss from 2nd Qtr to 3rd Qtr,  
Second Arrow shows distance gain/loss from 3rd Qtr to Finish  
Blue arrow indicates best gain in these quarters.



800

Visual positions in race at 2nd Quarter



400

Visual positions in race at 3rd Quarter



Powered by



Harness Analyser

Sectional Analysis Software

Not just form | Free Trial

[www.facebook.com/PJHarnessRacing](http://www.facebook.com/PJHarnessRacing)



RISE Digital, Harness Racing Australia nor the provider accepts any responsibility for the completeness or accuracy of any of the information contained herein, and makes no representations about its suitability for any particular purpose. Users should make their own judgements about those matters and/or seek independent advice. You assume all risks associated with use of data provided on this page