

Bunbury Race 1 Distance 2100m

Saturday, 10 May 2025

Gross Time: 2:34.50

MileRate: 1:58.40

LeadTime: 35.90s

First Qtr: 31.10s

Second Qtr: 29.40s

Third Qtr: 28.90s




Fourth Qtr: 29.20s

DATA TABLE: 800 / 400 Posi's are position from leader and (how wide the horse was at that position)

No	Horse	Plc	Mar	800 Posi	400 Posi	Time	3rd Qtr	4th Qt
2	Boy Blue	1	0.0m	4.3m (0)	4.6m (0)	2:34.50	28.92s	28.87s
7	Duncan Twentytwo	2	6.7m	0.0m (0)	0.0m (0)	2:35.01	28.90s	29.71s
10	Miss Vincenza	3	7.0m	13.4m (1)	9.1m (2)	2:35.04	28.60s	29.08s
5	Boujee Boy	4	7.0m	3.4m (1)	3.9m (1)	2:35.04	28.94s	29.46s
1	Snipes Magic	5	12.7m	8.1m (0)	8.9m (0)	2:35.47	28.96s	29.53s
3	Allizee	6	20.8m	23.1m (0)	27.4m (0)	2:36.09	29.22s	28.81s
9	Nife Toa Gunfight	7	22.7m	9.2m (1)	9.4m (1)	2:36.24	28.92s	30.26s
11	Star Pocket	8	23.1m	18.4m (0)	21.3m (0)	2:36.27	29.12s	29.43s
12	Taylors Boy Fred	9	31.1m	17.8m (1)	14.1m (1)	2:36.88	28.64s	30.56s
4	Save Me	10	60.2m	29.2m (0)	34.1m (0)	2:39.11	29.26s	31.35s
6	Dancinwithestarz	11	90.4m	51.0m (0)	59.3m (0)	2:41.42	29.52s	31.84s
8	Southern Funk	12	186.1m	13.7m (0)	123.0m (0)	2:48.75	36.80s	34.57s

Finish Position and metres gained

First Arrow shows distance gain/loss from 2nd Qtr to 3rd Qtr,
Second Arrow shows distance gain/loss from 3rd Qtr to Finish
Blue arrow indicates best gain in these quarters.



Bunbury Race 3 Distance 2100m

Saturday, 10 May 2025

Gross Time: 2:35.00

MileRate: 1:58.80

LeadTime: 35.30s

First Qtr: 30.50s

Second Qtr: 29.70s

Third Qtr: 29.70s


Fourth Qtr: 29.80s

DATA TABLE: 800 / 400 Posi's are position from leader and (how wide the horse was at that position)

No	Horse	Plc	Mar	800 Posi	400 Posi	Time	3rd Qtr	4th Qt
7	Swizzlestick	1	0.0m	23.2m (2)	4.1m (2)	2:35.00	28.29s	29.50s
6	Shes A Tiny Dancer	2	1.6m	30.6m (1)	8.4m (2)	2:35.12	28.06s	29.30s
5	Cretaceous	3	8.3m	18.7m (2)	0.0m (2)	2:35.65	28.32s	30.45s
10	Jiliby Mojito	4	9.4m	13.8m (2)	1.9m (1)	2:35.73	28.82s	30.39s
11	Im Boss	5	12.9m	8.7m (0)	16.2m (1)	2:36.01	30.26s	29.61s
12	Local Resident	6	13.3m	12.9m (0)	20.6m (1)	2:36.04	30.27s	29.32s
1	Tilly Swift	7	13.4m	0.0m (0)	1.1m (0)	2:36.05	29.78s	30.77s
2	Galeocerdo Cuvier	8	24.1m	6.5m (1)	12.2m (1)	2:36.88	30.12s	30.78s
3	The Big Kaboosh	9	29.5m	2.4m (1)	7.6m (0)	2:37.30	30.08s	31.54s
9	Tell Itin Heaven	10	33.8m	10.3m (1)	8.1m (1)	2:37.64	29.54s	31.84s
4	Hurricanehope	11	41.3m	16.0m (1)	16.0m (2)	2:38.22	29.70s	31.84s
8	Nevertellmetheodds	12	61.7m	4.1m (0)	12.2m (0)	2:39.82	30.30s	33.72s

Finish Position and metres gained

First Arrow shows distance gain/loss from 2nd Qtr to 3rd Qtr,
Second Arrow shows distance gain/loss from 3rd Qtr to Finish
Blue arrow indicates best gain in these quarters.



Bunbury Race 4 Distance 1140m

Saturday, 10 May 2025


Gross Time: 1:21.20 MileRate: 1:54.60 LeadTime: 22.70s First Qtr: 0.00s Second Qtr: 0.00s Third Qtr: 29.40s Fourth Qtr: 29.10s

DATA TABLE: 800 / 400 Posi's are position from leader and (how wide the horse was at that position)

NoHorse	Plc	Mar	800 Posi	400 Posi	Time	3rd Qtr	4th Qt
6 Dee Jays Big Boy	1	0.0m	2.2m (2)	2.5m (1)	1:21.20	29.42s	28.92s
2 Jordano	2	1.1m	2.5m (1)	3.9m (0)	1:21.28	29.50s	28.90s
3 Heavenly Bliss	3	3.4m	0.0m (0)	0.0m (0)	1:21.46	29.40s	29.36s
9 Hughey	4	9.7m	14.0m (1)	11.0m (1)	1:21.94	29.18s	29.04s
10 Batavia Storm	5	10.5m	10.4m (1)	6.6m (1)	1:22.00	29.12s	29.42s
8 Mango Tango	6	12.3m	14.9m (0)	14.9m (0)	1:22.14	29.39s	28.96s
5 Sun And Sand	7	14.8m	18.6m (1)	14.9m (1)	1:22.33	29.12s	29.15s
4 The Batmobile	8	15.8m	19.4m (2)	13.5m (3)	1:22.41	28.96s	29.33s
7 Feeling Empathy	9	22.0m	11.2m (2)	10.6m (2)	1:22.88	29.35s	30.01s
1 Just A Happy Man	10	26.7m	10.4m (0)	11.0m (0)	1:23.24	29.44s	30.34s

Finish Position and metres gained

First Arrow shows distance gain/loss from 2nd Qtr to 3rd Qtr,
Second Arrow shows distance gain/loss from 3rd Qtr to Finish
Blue arrow indicates best gain in these quarters.



800

Visual positions in race at 2nd Quarter



400

Visual positions in race at 3rd Quarter



Powered by



Harness Analyser

Sectional Analysis Software

Not just form | Free Trial

www.facebook.com/PJHarnessRacing



RISE Digital, Harness Racing Australia nor the provider accepts any responsibility for the completeness or accuracy of any of the information contained herein, and makes no representations about its suitability for any particular purpose. Users should make their own judgements about those matters and/or seek independent advice. You assume all risks associated with use of data provided on this page

Bunbury Race 5 Distance 2100m

Saturday, 10 May 2025


Gross Time: 2:35.50 MileRate: 1:59.20 LeadTime: 35.20s First Qtr: 30.80s Second Qtr: 31.20s Third Qtr: 28.80s Fourth Qtr: 29.50s

DATA TABLE: 800 / 400 Posi's are position from leader and (how wide the horse was at that position)

No	Horse	Plc	Mar	800 Posi	400 Posi	Time	3rd Qtr	4th Qt
10	Trois Fontaine	1	0.0m	11.7m (1)	11.0m (2)	2:35.50	28.76s	28.70s
12	Get Ya Bets On	2	2.7m	8.7m (2)	6.8m (2)	2:35.71	28.67s	29.22s
1	Sounds Like Fun	3	4.3m	0.0m (0)	0.0m (0)	2:35.83	28.80s	29.83s
6	Ta In Advance	4	6.7m	14.0m (1)	15.6m (1)	2:36.02	28.93s	28.89s
5	Spiritofanangel	5	7.8m	4.2m (2)	2.8m (2)	2:36.10	28.70s	29.90s
9	Skippin Class	6	14.8m	13.1m (0)	19.3m (1)	2:36.64	29.26s	29.24s
7	Rona May	7	18.0m	2.2m (1)	5.0m (1)	2:36.89	29.00s	30.53s
2	Honour The Eagle	8	20.1m	8.7m (0)	12.7m (0)	2:37.05	29.10s	30.13s
3	Sporting Grace	9	24.1m	6.7m (1)	10.1m (1)	2:37.36	29.05s	30.63s
11	Im Eugene	10	24.7m	17.7m (0)	20.7m (0)	2:37.41	29.03s	29.91s
4	Our Musical Motion	11	28.4m	16.1m (1)	20.4m (2)	2:37.70	29.13s	30.22s
8	Seven No Trumps	12	32.7m	4.2m (0)	8.3m (0)	2:38.03	29.10s	31.43s

Finish Position and metres gained

First Arrow shows distance gain/loss from 2nd Qtr to 3rd Qtr,
Second Arrow shows distance gain/loss from 3rd Qtr to Finish
Blue arrow indicates best gain in these quarters.



800

Visual positions in race at 2nd Quarter



400

Visual positions in race at 3rd Quarter



Powered by



Harness Analyser

Sectional Analysis Software

Not just form | Free Trial

www.facebook.com/PJHarnessRacing



RISE Digital, Harness Racing Australia nor the provider accepts any responsibility for the completeness or accuracy of any of the information contained herein, and makes no representations about its suitability for any particular purpose. Users should make their own judgements about those matters and/or seek independent advice. You assume all risks associated with use of data provided on this page

Bunbury Race 6 Distance 1140m

Saturday, 10 May 2025

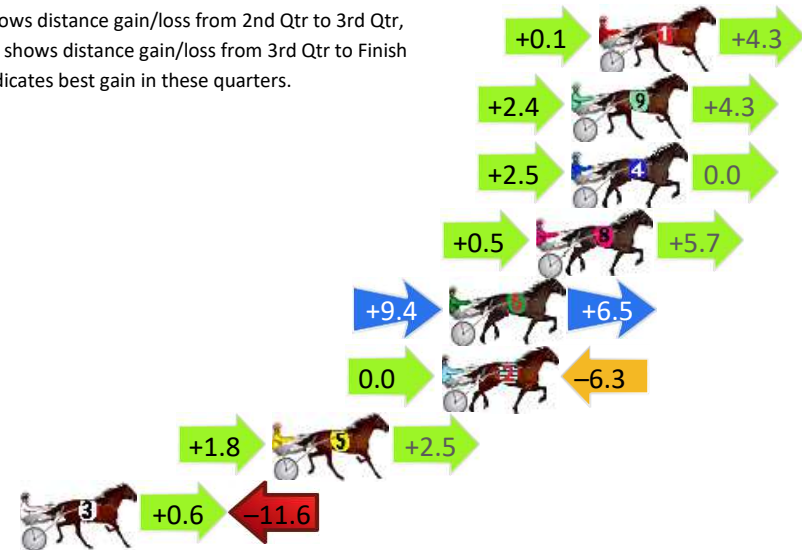
Gross Time: 1:20.40 MileRate: 1:53.50 LeadTime: 23.60s First Qtr: 0.00s Second Qtr: 0.00s Third Qtr: 29.10s Fourth Qtr: 27.70s

DATA TABLE: 800 / 400 Posi's are position from leader and (how wide the horse was at that position)

NoHorse	Plc	Mar	800 Posi	400 Posi	Time	3rd Qtr	4th Qt
1 Del Bocavista Bay	1	0.0m	4.4m (0)	4.3m (0)	1:20.40	29.08s	27.40s
9 Major Jay	2	1.1m	7.8m (1)	5.4m (1)	1:20.48	28.92s	27.40s
4 Flyin Disco	3	1.1m	3.6m (1)	1.1m (1)	1:20.48	28.92s	27.70s
8 Linebacker	4	2.5m	8.7m (0)	8.2m (0)	1:20.58	29.05s	27.30s
6 Mister Kopa	5	6.0m	21.9m (2)	12.5m (0)	1:20.84	28.40s	27.26s
2 Mega Mach	6	6.3m	0.0m (0)	0.0m (0)	1:20.86	29.10s	28.16s
5 Recover Lover	7	13.1m	17.4m (1)	15.6m (1)	1:21.35	28.94s	27.55s
3 Ashima	8	23.2m	12.2m (1)	11.6m (1)	1:22.09	29.04s	28.57s

Finish Position and metres gained

First Arrow shows distance gain/loss from 2nd Qtr to 3rd Qtr,
Second Arrow shows distance gain/loss from 3rd Qtr to Finish
Blue arrow indicates best gain in these quarters.



800

Visual positions in race at 2nd Quarter



400

Visual positions in race at 3rd Quarter



Powered by



Harness Analyser

Sectional Analysis Software

Not just form | Free Trial

www.facebook.com/PJHarnessRacing



RISE Digital, Harness Racing Australia nor the provider accepts any responsibility for the completeness or accuracy of any of the information contained herein, and makes no representations about its suitability for any particular purpose. Users should make their own judgements about those matters and/or seek independent advice. You assume all risks associated with use of data provided on this page

Bunbury Race 7 Distance 1609m

Saturday, 10 May 2025

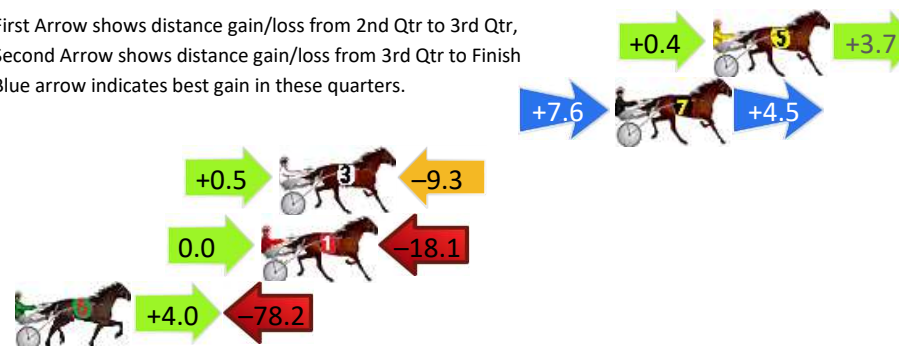
Gross Time: 1:55.10 MileRate: 1:55.10 LeadTime: 0.00s First Qtr: 27.90s Second Qtr: 29.70s Third Qtr: 29.20s Fourth Qtr: 28.20s

DATA TABLE: 800 / 400 Posi's are position from leader and (how wide the horse was at that position)

NoHorse	Plc	Mar	800 Posi	400 Posi	Time	3rd Qtr	4th Qt
5 Stormyskyes	1	0.0m	4.1m (0)	3.7m (0)	1:55.10	29.16s	27.94s
7 Koolbardi Navajo	2	3.9m	16.0m (1)	8.4m (1)	1:55.39	28.64s	27.89s
3 Our Lililou	3	17.4m	8.6m (0)	8.1m (0)	1:56.39	29.16s	28.91s
1 Blockjorg	4	18.1m	0.0m (0)	0.0m (0)	1:56.44	29.20s	29.54s
6 Sweet Vivienne	5	85.8m	11.6m (1)	7.6m (2)	2:01.46	28.90s	34.02s

Finish Position and metres gained

First Arrow shows distance gain/loss from 2nd Qtr to 3rd Qtr,
Second Arrow shows distance gain/loss from 3rd Qtr to Finish
Blue arrow indicates best gain in these quarters.



800

Visual positions in race at 2nd Quarter



400

Visual positions in race at 3rd Quarter



Powered by



Harness Analyser

Sectional Analysis Software

Not just form | Free Trial

www.facebook.com/PJHarnessRacing



RISE Digital, Harness Racing Australia nor the provider accepts any responsibility for the completeness or accuracy of any of the information contained herein, and makes no representations about its suitability for any particular purpose. Users should make their own judgements about those matters and/or seek independent advice. You assume all risks associated with use of data provided on this page

Bunbury Race 8 Distance 1609m

Saturday, 10 May 2025

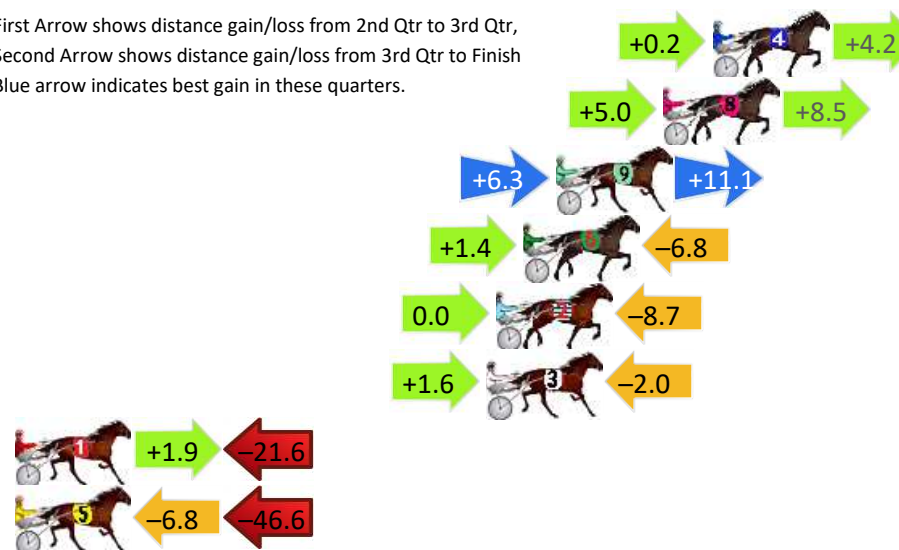
Gross Time: 1:59.10 MileRate: 1:59.10 LeadTime: 0.00s First Qtr: 28.30s Second Qtr: 29.60s Third Qtr: 30.00s Fourth Qtr: 31.20s

DATA TABLE: 800 / 400 Posi's are position from leader and (how wide the horse was at that position)

NoHorse	Plc	Mar	800 Posi	400 Posi	Time	3rd Qtr	4th Qt
4 Hes Thunder	1	0.0m	4.4m (0)	4.2m (0)	1:59.10	30.00s	30.88s
8 Go Home Jo	2	2.0m	15.5m (0)	10.5m (0)	1:59.26	29.66s	30.56s
9 I See Fire	3	6.3m	23.7m (1)	17.4m (1)	1:59.61	29.58s	30.39s
6 Escapefromreality	4	7.6m	2.2m (1)	0.8m (1)	1:59.72	29.90s	31.76s
2 Times Tickin	5	8.7m	0.0m (0)	0.0m (0)	1:59.81	30.00s	31.91s
3 Altair Star	6	9.1m	8.7m (0)	7.1m (1)	1:59.84	29.90s	31.40s
1 Delightable	7	44.7m	25.0m (0)	23.1m (0)	2:02.75	29.92s	33.09s
5 Step It Up	8	59.8m	6.4m (1)	13.2m (1)	2:03.98	30.53s	35.08s

Finish Position and metres gained

First Arrow shows distance gain/loss from 2nd Qtr to 3rd Qtr,
Second Arrow shows distance gain/loss from 3rd Qtr to Finish
Blue arrow indicates best gain in these quarters.



800

Visual positions in race at 2nd Quarter



400

Visual positions in race at 3rd Quarter



Powered by



Harness Analyser

Sectional Analysis Software

Not just form | Free Trial

www.facebook.com/PJHarnessRacing



RISE Digital, Harness Racing Australia nor the provider accepts any responsibility for the completeness or accuracy of any of the information contained herein, and makes no representations about its suitability for any particular purpose. Users should make their own judgements about those matters and/or seek independent advice. You assume all risks associated with use of data provided on this page