

Gloucester Park Race 1 Distance 2130m

Friday, 18 September 2020

Gross Time: 2:33.20

MileRate: 1:55.80










LeadTime: 36.80s

First Qtr: 29.50s

Second Qtr: 28.80s

Third Qtr: 28.50s

Fourth Qtr: 29.60s

No Horse	Plc	Margin	Time	800Time (W)	400 Time (W)	Finish Position and metres gained from 800m	
3 MATTJESTIC STAR	1	0.0m	2:33.20	58.10s (0)	29.60s (0)		0.0
6 CROCODILE KID	2	11.8m	2:34.12	57.94s (1)	29.36s (1)		+2.2
4 SIGHTSEEING ANVIL	3	18.2m	2:34.61	58.09s (1)	29.35s (2)		+0.2
9 CHARLIE EL	4	18.9m	2:34.67	57.79s (1)	29.06s (3)		+4.3
8 IDEAL INVESTMENT	5	21.5m	2:34.87	58.12s (0)	29.27s (2)		-0.3
5 TWENTYNINE TWELVE	6	24.6m	2:35.11	58.66s (0)	29.66s (1)		-7.8
10 IM BETA THAN GOUDA	7	29.9m	2:35.52	59.38s (0)	30.33s (0)		-17.7
7 BOB WHEEL	8	31.2m	2:35.62	59.69s (1)	30.47s (1)		-22.0
1 TANAKA EAGLE	9	37.5m	2:36.11	60.27s (0)	31.20s (0)		-30.1



Sectionals
Powered by



Home of Australian Harness Sectionals

Get your sectionals delivered to your inbox daily

Check out www.pjdata.com.au



RWWA and provider are not responsible for the completeness or accuracy of any of the information contained herein, and makes no representations about its suitability for any purpose.

Gloucester Park Race 2 Distance 2130m

Friday, 18 September 2020

Gross Time: 2:35.40

MileRate: 1:57.40












LeadTime: 37.30s

First Qtr: 29.70s

Second Qtr: 30.50s

Third Qtr: 29.30s

Fourth Qtr: 28.60s

No Horse	Plc	Margin	Time	800Time (W)	400 Time (W)	Finish Position and metres gained from 800m
1 A BOY NAMED ROSIE	1	0.0m	2:35.40	57.90s (0)	28.60s (0)	0.0 
8 JACK WILLIAM	2	3.8m	2:35.69	58.17s (1)	28.74s (1)	-3.8 
10 ROCKNROLL WHITBY	3	2.9m	2:35.62	57.81s (0)	28.44s (0)	+1.3 
7 C C CHEVRON	4	4.6m	2:35.75	57.63s (0)	28.23s (0)	+3.8 
5 CAPTAIN MANNERING	5	8.8m	2:36.06	58.23s (1)	28.83s (2)	-4.6 
3 QTOWN RIP ROARING	6	10.7m	2:36.20	57.48s (0)	28.00s (0)	+5.9 
2 ALLWOODS ROCKNROL	7	10.7m	2:36.20	57.75s (1)	28.28s (1)	+2.1 
6 PIERRE WHITBY	8	11.3m	2:36.25	57.14s (1)	27.75s (1)	+10.5 
11 SAMEPLACE SAMETIME	9	11.5m	2:36.26	57.49s (1)	28.25s (2)	+5.7 
4 DEEORSE	10	12.2m	2:36.32	58.17s (1)	28.70s (1)	-3.8 
9 FRANCO JOAQUIN	11	14.7m	2:36.50	58.05s (0)	28.56s (0)	-2.1 



Sectionals
Powered by



Home of Australian Harness Sectionals

Get your sectionals delivered to your inbox daily

Check out www.pjdata.com.au



RWWA and provider are not responsible for the completeness or accuracy of any of the information contained herein, and makes no representations about its suitability for any purpose.

Gloucester Park Race 3 Distance 2130m

Friday, 18 September 2020

Gross Time: 2:35.40

MileRate: 1:57.40












LeadTime: 37.80s

First Qtr: 31.40s

Second Qtr: 30.10s

Third Qtr: 27.80s

Fourth Qtr: 28.30s

No Horse	Plc	Margin	Time	800Time (W)	400 Time (W)	Finish Position and metres gained from 800m	
1 BRACKEN SKY	1	0.0m	2:35.40	56.10s (0)	28.30s (0)		0.0
5 BETTORSTARTDREAMIN	2	3.0m	2:35.62	56.13s (1)	28.38s (1)		-0.4
10 SPACE JUNK	3	4.3m	2:35.72	56.07s (0)	28.26s (0)		+0.5
11 MISTER BUSHIDO	4	6.2m	2:35.86	55.72s (1)	28.12s (2)		+5.4
2 MCARDLES GEM	5	7.4m	2:35.95	56.11s (1)	28.38s (1)		-0.2
9 CAPTAIN KIRK	6	7.4m	2:35.95	55.63s (0)	27.95s (1)		+6.8
3 CARTE BLANCHE	7	8.8m	2:36.05	56.06s (0)	28.29s (0)		+0.6
7 DESTINED TO RULE	8	9.7m	2:36.12	55.65s (1)	28.01s (2)		+6.5
4 KIWI BLOKE	9	13.2m	2:36.38	55.72s (0)	28.05s (0)		+5.4
8 ART TUTOR	10	14.7m	2:36.49	55.91s (2)	28.15s (3)		+2.7
6 MARAS ACE MAN	11	21.8m	2:37.02	56.71s (2)	29.05s (3)		-8.8



Sectionals
Powered by



Home of Australian Harness Sectionals

Get your sectionals delivered to your inbox daily

Check out www.pjdata.com.au



RWWA and provider are not responsible for the completeness or accuracy of any of the information contained herein, and makes no representations about its suitability for any purpose.

Gloucester Park Race 4 Distance 2536m

Friday, 18 September 2020

Gross Time: 3:05.30

MileRate: 1:57.60













LeadTime: 67.00s

First Qtr: 31.20s

Second Qtr: 30.40s

Third Qtr: 28.60s

Fourth Qtr: 28.10s

No Horse	Plc	Margin	Time	800Time (W)	400 Time (W)	Finish Position and metres gained from 800m	
11 ELOQUENT MACH	1	0.0m	3:05.30	56.70s (0)	28.10s (0)		0.0
9 CARTER MICHEAL	2	4.5m	3:05.63	56.71s (0)	28.09s (0)		-0.1
6 JIMMY MACK	3	5.7m	3:05.72	56.61s (1)	28.02s (1)		+1.3
12 BRAEVIEW BONDI	4	6.6m	3:05.79	56.97s (1)	28.38s (1)		-3.8
10 SERGEANT OATS	5	9.3m	3:05.99	56.45s (0)	27.80s (0)		+3.5
5 ROCK ME OVER	6	9.8m	3:06.02	56.29s (1)	27.68s (1)		+5.8
1 EXTREME PRINCE	7	11.2m	3:06.13	56.88s (0)	28.23s (0)		-2.6
3 BURNING RUBBER	8	15.8m	3:06.47	57.02s (1)	28.44s (1)		-4.6
4 ALWAYS ARJAY	9	18.3m	3:06.65	56.76s (0)	28.07s (0)		-0.9
8 ANIME	10	22.3m	3:06.95	56.43s (0)	27.63s (0)		+3.9
7 GONZOS SHADOW	11	22.4m	3:06.95	56.74s (0)	27.97s (0)		-0.6
2 QUICK STRIDE	12	22.7m	3:06.98	56.88s (1)	28.13s (1)		-2.5



Sectionals
Powered by



Home of Australian Harness Sectionals

Get your sectionals delivered to your inbox daily

Check out www.pjdata.com.au



RWWA and provider are not responsible for the completeness or accuracy of any of the information contained herein, and makes no representations about its suitability for any purpose.

Gloucester Park Race 5 Distance 2130m

Friday, 18 September 2020

Gross Time: 2:30.50

MileRate: 1:53.70













LeadTime: 35.80s

First Qtr: 30.70s

Second Qtr: 28.40s

Third Qtr: 27.50s

Fourth Qtr: 28.10s

No Horse	Plc	Margin	Time	800Time (W)	400 Time (W)	Finish Position and metres gained from 800m	
4 CHICAGO BULL	1	0.0m	2:30.50	55.39s (1)	28.10s (1)		+3.0
6 BLETCHLEY PARK	2	10.6m	2:31.28	55.25s (1)	27.86s (1)		+5.0
3 MY CARBON COPY	3	13.2m	2:31.47	56.01s (1)	28.70s (1)		-6.0
7 VAMPIRO	4	13.7m	2:31.51	55.18s (1)	27.77s (1)		+6.1
2 GALACTIC STAR	5	14.0m	2:31.53	56.57s (0)	29.08s (0)		-14.0
8 EL JACKO	6	16.4m	2:31.71	55.28s (0)	27.68s (0)		+4.6
10 BETTOR PARTY	7	17.7m	2:31.81	56.24s (0)	28.72s (0)		-9.3
11 BAYLAN JETT	8	18.6m	2:31.87	56.01s (0)	28.49s (0)		-6.0
5 TALKERUP	9	19.6m	2:31.95	56.17s (1)	28.80s (1)		-8.2
1 SANGUE REALE	10	20.1m	2:31.98	56.70s (0)	29.18s (0)		-15.9
12 MOTU PREMIER	11	22.9m	2:32.19	56.02s (0)	28.43s (0)		-6.1
9 WAYLADE	12	25.1m	2:32.35	55.68s (1)	28.22s (1)		-1.1



Sectionals
Powered by



Home of Australian Harness Sectionals

Get your sectionals delivered to your inbox daily

Check out www.pjdata.com.au



RWWA and provider are not responsible for the completeness or accuracy of any of the information contained herein, and makes no representations about its suitability for any purpose.

Gloucester Park Race 6 Distance 2130m

Friday, 18 September 2020

Gross Time: 2:34.30

MileRate: 1:56.50









LeadTime: 36.90s

First Qtr: 31.10s

Second Qtr: 29.40s

Third Qtr: 29.10s

Fourth Qtr: 27.80s

No Horse	Plc	Margin	Time	800Time (W)	400 Time (W)	Finish Position and metres gained from 800m	
8 THE BIRD DANCE	1	0.0m	2:34.30	56.39s (1)	27.57s (2)		+7.2
3 ROMAN AVIATOR	2	1.5m	2:34.41	57.01s (0)	27.90s (0)		-1.5
1 COURAGE TELLS	3	4.1m	2:34.60	56.89s (0)	27.77s (0)		+0.1
6 GOLDEN STATE	4	6.9m	2:34.80	56.57s (1)	27.61s (1)		+4.7
5 OUR PERKINS	5	9.5m	2:34.99	56.44s (1)	27.43s (1)		+6.5
4 IM JOHNNY JET	6	15.8m	2:35.46	57.04s (0)	27.52s (1)		-2.0
7 TAROONA BROMAC	7	21.1m	2:35.84	58.19s (1)	29.01s (1)		-8.3
2 CORDORING ROAD	8	51.8m	2:38.09	59.90s (0)	30.32s (0)		-42.4



Sectionals
Powered by



Home of Australian Harness Sectionals

Get your sectionals delivered to your inbox daily

Check out www.pjdata.com.au













RWWA and provider are not responsible for the completeness or accuracy of any of the information contained herein, and makes no representations about its suitability for any purpose.

Gloucester Park Race 7 Distance 2130m

Friday, 18 September 2020

Gross Time: 2:34.80 MileRate: 1:57.00 LeadTime: 36.90s First Qtr: 31.30s Second Qtr: 29.00s Third Qtr: 28.80s Fourth Qtr: 28.80s

No Horse	Plc	Margin	Time	800Time (W)	400 Time (W)	Finish Position and metres gained from 800m	
6 HAS NO FEAR	1	0.0m	2:34.80	56.83s (1)	28.16s (2)		+10.8
2 JUST MAKEMINE DIAM	2	0.4m	2:34.83	57.63s (0)	28.83s (0)		-0.4
7 DELIGHTFULREACTION	3	1.3m	2:34.90	56.58s (1)	27.96s (2)		+14.3
9 QUEEN SHENANDOAH	4	4.3m	2:35.13	56.45s (1)	27.88s (2)		+16.1
1 BETTORGRINANBARIT	5	5.1m	2:35.19	57.65s (0)	28.84s (0)		-0.7
5 NOWUSEEMESMILE	6	9.5m	2:35.52	57.29s (0)	28.56s (0)		+4.3
10 COUNTESS GRACE	7	9.5m	2:35.52	57.61s (0)	28.84s (0)		-0.1
3 THEJEWELINHEREYE	8	19.6m	2:36.28	58.59s (1)	29.75s (1)		-13.8
4 HONG KONG DOLLY	9	21.7m	2:36.44	59.04s (1)	30.18s (1)		-20.1
8 ARMA INDIE	10	24.6m	2:36.66	58.03s (0)	29.46s (1)		-24.6



Sectionals
Powered by



Home of Australian Harness Sectionals

Get your sectionals delivered to your inbox daily

Check out www.pjdata.com.au



RWWA and provider are not responsible for the completeness or accuracy of any of the information contained herein, and makes no representations about its suitability for any purpose.

Gloucester Park Race 8 Distance 2130m

Friday, 18 September 2020

Gross Time: 2:33.90

MileRate: 1:56.30









LeadTime: 36.10s

First Qtr: 30.40s

Second Qtr: 29.10s

Third Qtr: 28.40s

Fourth Qtr: 29.90s

No Horse	Plc	Margin	Time	800Time (W)	400 Time (W)	Finish Position and metres gained from 800m	
4 HENRIK LARSSON	1	0.0m	2:33.90	58.30s (0)	29.90s (0)		0.0
9 SOHO HAMILTON	2	9.9m	2:34.68	57.73s (1)	29.70s (3)		+7.9
7 LITTLE BITOF FUN	3	10.1m	2:34.69	58.05s (1)	29.97s (2)		+3.5
2 SAX PLAYER	4	16.9m	2:35.22	58.81s (0)	30.26s (0)		-7.1
8 POCKET THE CASH	5	17.6m	2:35.28	59.24s (1)	30.63s (1)		-13.0
5 MEDIEVAL MAN	6	18.2m	2:35.33	58.95s (1)	30.35s (1)		-9.0
3 STAR IN ART	7	23.4m	2:35.73	58.95s (0)	30.39s (1)		-9.0
1 GOV STARZZZ	8	24.2m	2:35.80	59.71s (0)	31.13s (0)		-19.4



Sectionals
Powered by



Home of Australian Harness Sectionals

Get your sectionals delivered to your inbox daily

Check out www.pjdata.com.au



RWWA and provider are not responsible for the completeness or accuracy of any of the information contained herein, and makes no representations about its suitability for any purpose.

Gloucester Park Race 9 Distance 2130m

Friday, 18 September 2020

Gross Time: 2:34.10

MileRate: 1:56.40








LeadTime: 37.20s

First Qtr: 30.60s

Second Qtr: 29.00s

Third Qtr: 28.80s

Fourth Qtr: 28.50s

No Horse	Plc	Margin	Time	800Time (W)	400 Time (W)	Finish Position and metres gained from 800m
6 SIR GALAHAD	1	0.0m	2:34.10	56.79s (1)	27.78s (2)	 +7.2
1 RAKASINC	2	4.5m	2:34.44	57.35s (0)	28.65s (1)	-0.7 
3 LORD ROSCO	3	5.6m	2:34.52	57.70s (0)	28.90s (0)	-5.6 
5 FORGOTTEN HIGHWAY	4	6.8m	2:34.61	56.96s (1)	27.96s (1)	+4.8 
2 HENWOOD BAY	5	10.0m	2:34.85	57.44s (0)	28.83s (0)	-2.0 
7 JUSTASEC	6	10.2m	2:34.86	57.78s (1)	28.83s (2)	-6.8 
4 IM ROCKNROLL MAGIC	7	14.2m	2:35.16	57.41s (0)	28.70s (0)	-1.6 



Sectionals
Powered by



Home of Australian Harness Sectionals

Get your sectionals delivered to your inbox daily

Check out www.pjdata.com.au



RWWA and provider are not responsible for the completeness or accuracy of any of the information contained herein, and makes no representations about its suitability for any purpose.

Gloucester Park Race 10 Distance 2536m

Friday, 18 September 2020

Gross Time: 3:14.50

MileRate: 2:03.40








LeadTime: 76.10s

First Qtr: 32.00s

Second Qtr: 30.50s

Third Qtr: 28.10s

Fourth Qtr: 27.80s

No Horse	Plc	Margin	Time	800Time (W)	400 Time (W)	Finish Position and metres gained from 800m	
1 BLISSFULLABBEY	1	0.0m	3:14.50	55.90s (0)	27.80s (0)		0.0
2 EUPHORIC MOMENT	2	0.1m	3:14.51	55.62s (0)	27.52s (0)		+4.1
3 FLYING MISTER IDEAL	3	6.8m	3:15.00	55.79s (0)	27.68s (0)		+1.6
5 WHERE YA BIN	4	10.0m	3:15.23	56.25s (1)	28.09s (1)		-5.0
7 THE VERANDAH	5	10.3m	3:15.25	55.74s (0)	27.63s (0)		+2.3
4 DISCO UNDER FIRE	6	11.1m	3:15.31	56.60s (1)	28.46s (1)		-10.1
6 BOOM TIME	7	12.4m	3:15.41	56.11s (1)	27.98s (1)		-3.0



Sectionals
Powered by



Home of Australian Harness Sectionals

Get your sectionals delivered to your inbox daily

Check out www.pjdata.com.au










RWWA and provider are not responsible for the completeness or accuracy of any of the information contained herein, and makes no representations about its suitability for any purpose.

Gloucester Park Race 11 Distance 2130m

Friday, 18 September 2020

Gross Time: 2:38.30 MileRate: 1:59.60 LeadTime: 38.90s First Qtr: 30.50s Second Qtr: 30.90s Third Qtr: 29.70s Fourth Qtr: 28.30s

No Horse	Plc	Margin	Time	800Time (W)	400 Time (W)	Finish Position and metres gained from 800m	
3 BETTOR BEACH BELLE	1	0.0m	2:38.30	58.00s (0)	28.30s (0)		0.0
5 LETSDANCETONIGHT	2	3.6m	2:38.57	57.91s (1)	28.10s (1)		+1.2
4 FOLLOW MY STRIDE	3	11.2m	2:39.13	58.36s (0)	28.69s (0)		-5.0
7 MYBROTHERSKEEPER	4	12.9m	2:39.26	58.18s (1)	28.46s (1)		-2.5
8 REGAL AURA	5	15.5m	2:39.45	59.09s (1)	29.25s (1)		-15.1
6 VELVET SHADOW	6	65.2m	2:43.15	61.06s (1)	31.59s (0)		-43
2 OUR GLOWING STAR	7	82.0m	2:44.40	61.86s (1)	31.25s (0)		-53.6



Sectionals
Powered by



Home of Australian Harness Sectionals

Get your sectionals delivered to your inbox daily

Check out www.pjdata.com.au



RWWA and provider are not responsible for the completeness or accuracy of any of the information contained herein, and makes no representations about its suitability for any purpose.