

# Wagin Race 1 Distance 1776m

Friday, 18 July 2025



Gross Time: 2:14.20 MileRate: 2:01.60 LeadTime: 12.10s First Qtr: 30.70s Second Qtr: 30.40s Third Qtr: 29.90s Fourth Qtr: 31.10s

DATA TABLE: 800 / 400 Posi's are position from leader and (how wide the horse was at that position)

| No | Horse              | Plc | Mar   | 800 Posi  | 400 Posi  | Time    | 3rd Qtr | 4th Qt |
|----|--------------------|-----|-------|-----------|-----------|---------|---------|--------|
| 10 | Hot Rod            | 1   | 0.0m  | 15.6m (1) | 11.8m (3) | 2:14.20 | 29.63s  | 30.19s |
| 2  | Miss Marcopolo     | 2   | 3.6m  | 0.0m (0)  | 0.0m (0)  | 2:14.49 | 29.89s  | 31.38s |
| 9  | Snipes Magic       | 2   | 3.6m  | 3.6m (1)  | 5.6m (1)  | 2:14.49 | 30.05s  | 30.95s |
| 8  | Taylors Boy Fred   | 4   | 4.5m  | 11.6m (1) | 11.8m (2) | 2:14.57 | 29.93s  | 30.54s |
| 1  | Rocknroll Dlinger  | 5   | 9.9m  | 4.0m (0)  | 4.4m (0)  | 2:15.01 | 29.92s  | 31.53s |
| 7  | Shesa Enchantress  | 6   | 14.5m | 9.2m (0)  | 8.8m (0)  | 2:15.38 | 29.86s  | 31.54s |
| 6  | Shesa Delight      | 7   | 15.4m | 14.4m (0) | 13.6m (0) | 2:15.45 | 29.84s  | 31.24s |
| 4  | Sukhovey Windchime | 8   | 22.9m | 19.6m (1) | 15.8m (3) | 2:16.06 | 29.60s  | 31.65s |
| 5  | Athreeshoteagle    | 9   | 24.6m | 7.6m (1)  | 10.4m (1) | 2:16.20 | 30.09s  | 32.20s |
| 3  | Pura Vida          | 10  | 44.0m | 36.0m (0) | 35.0m (0) | 2:17.78 | 29.81s  | 31.80s |

## Finish Position and metres gained

First Arrow shows distance gain/loss from 2nd Qtr to 3rd Qtr, Second Arrow shows distance gain/loss from 3rd Qtr to Finish Blue arrow indicates best gain in these quarters.



# Wagin Race 2 Distance 1776m

Friday, 18 July 2025

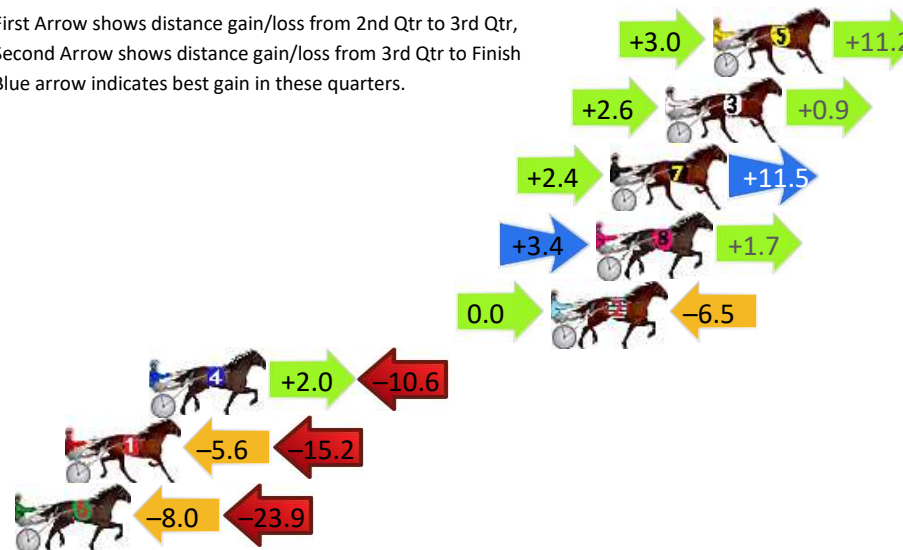
Gross Time: 2:12.50 MileRate: 2:00.10 LeadTime: 11.40s First Qtr: 29.30s Second Qtr: 31.10s Third Qtr: 30.60s Fourth Qtr: 30.10s

DATA TABLE: 800 / 400 Posi's are position from leader and (how wide the horse was at that position)

| No | Horse              | Plc | Mar   | 800 Posi  | 400 Posi  | Time    | 3rd Qtr | 4th Qt |
|----|--------------------|-----|-------|-----------|-----------|---------|---------|--------|
| 5  | Hughey             | 1   | 0.0m  | 14.2m (1) | 11.2m (3) | 2:12.50 | 30.37s  | 29.26s |
| 3  | Cindys Secret      | 2   | 1.9m  | 5.4m (1)  | 2.8m (1)  | 2:12.65 | 30.40s  | 30.03s |
| 7  | Dawson Shard       | 3   | 4.1m  | 18.0m (1) | 15.6m (3) | 2:12.82 | 30.41s  | 29.24s |
| 8  | Elephant Rock      | 4   | 4.7m  | 9.8m (1)  | 6.4m (2)  | 2:12.87 | 30.34s  | 29.97s |
| 2  | Dekla Diva         | 5   | 6.5m  | 0.0m (0)  | 0.0m (0)  | 2:13.01 | 30.60s  | 30.59s |
| 4  | Speed Force        | 6   | 22.6m | 14.0m (0) | 12.0m (2) | 2:14.28 | 30.46s  | 30.89s |
| 1  | Lowlands Beach Boy | 7   | 26.0m | 5.2m (0)  | 10.8m (0) | 2:14.55 | 31.03s  | 31.24s |
| 6  | Moolah Magnet      | 8   | 33.5m | 1.6m (1)  | 9.6m (1)  | 2:15.14 | 31.22s  | 31.89s |

## Finish Position and metres gained

First Arrow shows distance gain/loss from 2nd Qtr to 3rd Qtr,  
Second Arrow shows distance gain/loss from 3rd Qtr to Finish  
Blue arrow indicates best gain in these quarters.



800

Visual positions in race at 2nd Quarter



400

Visual positions in race at 3rd Quarter



Powered by



Harness Analyser

Sectional Analysis Software

Not just form | Free Trial

[www.facebook.com/PJHarnessRacing](http://www.facebook.com/PJHarnessRacing)



RISE Digital, Harness Racing Australia nor the provider accepts any responsibility for the completeness or accuracy of any of the information contained herein, and makes no representations about its suitability for any particular purpose. Users should make their own judgements about those matters and/or seek independent advice. You assume all risks associated with use of data provided on this page

# Wagin Race 3 Distance 1776m

Friday, 18 July 2025



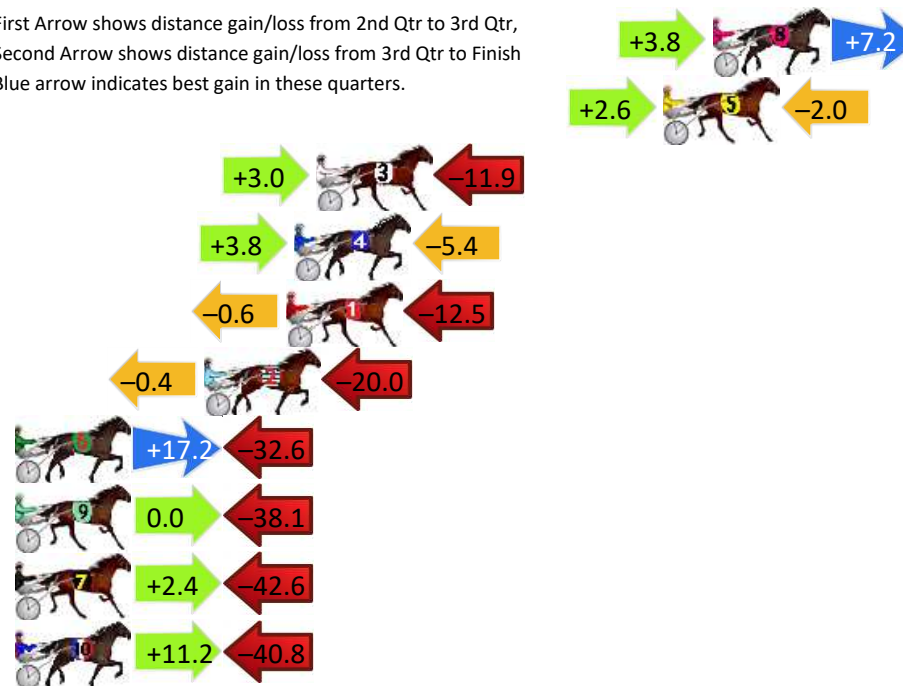
Gross Time: 2:15.40 MileRate: 2:02.70 LeadTime: 12.10s First Qtr: 30.00s Second Qtr: 33.60s Third Qtr: 30.40s Fourth Qtr: 29.30s

DATA TABLE: 800 / 400 Posi's are position from leader and (how wide the horse was at that position)

| NoHorse              | Plc | Mar   | 800 Posi  | 400 Posi  | Time    | 3rd Qtr | 4th Qt |
|----------------------|-----|-------|-----------|-----------|---------|---------|--------|
| 8 Highly Flammable   | 1   | 0.0m  | 11.0m (1) | 7.2m (3)  | 2:15.40 | 30.11s  | 28.78s |
| 5 I See Fire         | 2   | 2.0m  | 2.6m (2)  | 0.0m (1)  | 2:15.55 | 30.21s  | 29.45s |
| 3 Sub Mariner        | 3   | 15.9m | 7.0m (1)  | 4.0m (1)  | 2:16.62 | 30.19s  | 30.17s |
| 4 Kolisi             | 4   | 16.8m | 15.2m (1) | 11.4m (3) | 2:16.69 | 30.13s  | 29.69s |
| 1 Our Musical Motion | 5   | 17.1m | 4.0m (0)  | 4.6m (0)  | 2:16.71 | 30.46s  | 30.21s |
| 2 Feeling Empathy    | 6   | 20.4m | 0.0m (0)  | 0.4m (0)  | 2:16.97 | 30.46s  | 30.76s |
| 6 This Time Jacko    | 7   | 36.0m | 20.6m (1) | 3.4m (2)  | 2:18.17 | 29.17s  | 31.67s |
| 9 Local Resident     | 8   | 46.1m | 8.0m (0)  | 8.0m (1)  | 2:18.94 | 30.45s  | 32.08s |
| 7 Sounds Like Fun    | 9   | 53.4m | 13.2m (0) | 10.8m (2) | 2:19.50 | 30.28s  | 32.40s |
| 10 Perfect Move      | 10  | 58.6m | 29.0m (0) | 17.8m (0) | 2:19.90 | 29.62s  | 32.27s |

## Finish Position and metres gained

First Arrow shows distance gain/loss from 2nd Qtr to 3rd Qtr, Second Arrow shows distance gain/loss from 3rd Qtr to Finish Blue arrow indicates best gain in these quarters.



# Wagin Race 4 Distance 2180m

Friday, 18 July 2025

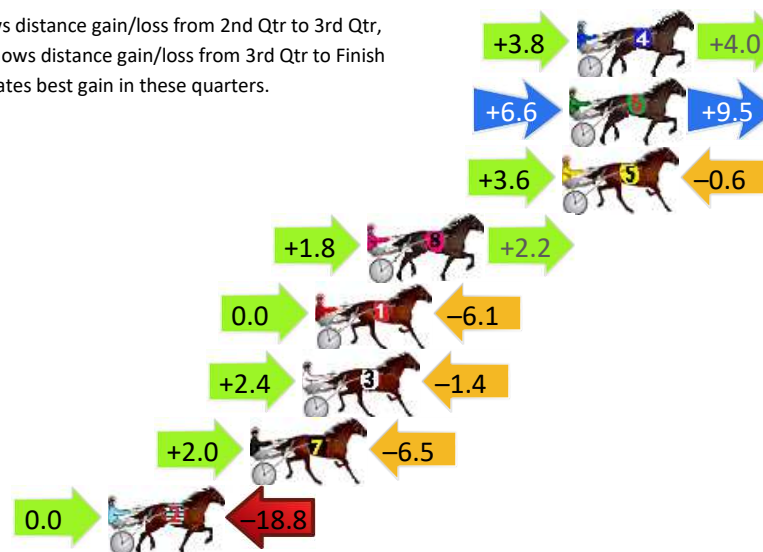
Gross Time: 2:48.20 MileRate: 2:04.20 LeadTime: 44.30s First Qtr: 32.10s Second Qtr: 31.90s Third Qtr: 30.20s Fourth Qtr: 29.70s

DATA TABLE: 800 / 400 Posi's are position from leader and (how wide the horse was at that position)

| NoHorse             | Plc | Mar   | 800 Posi  | 400 Posi  | Time    | 3rd Qtr | 4th Qt |
|---------------------|-----|-------|-----------|-----------|---------|---------|--------|
| 4 Liquidator        | 1   | 0.0m  | 7.8m (1)  | 4.0m (2)  | 2:48.20 | 29.91s  | 29.40s |
| 6 Sanford Bart      | 2   | 0.3m  | 16.4m (0) | 9.8m (2)  | 2:48.22 | 29.70s  | 29.00s |
| 5 Jack Mannix       | 3   | 0.6m  | 3.6m (1)  | 0.0m (1)  | 2:48.25 | 29.93s  | 29.74s |
| 8 Cracka Tinny      | 4   | 8.4m  | 12.4m (0) | 10.6m (0) | 2:48.85 | 30.06s  | 29.54s |
| 1 Just A Pet        | 5   | 10.5m | 4.4m (0)  | 4.4m (1)  | 2:49.02 | 30.20s  | 30.15s |
| 3 Anyloveisgoodlove | 6   | 11.0m | 12.0m (1) | 9.6m (1)  | 2:49.06 | 30.02s  | 29.80s |
| 7 Jordano           | 7   | 13.1m | 8.6m (0)  | 6.6m (0)  | 2:49.22 | 30.06s  | 30.18s |
| 2 Just A Happy Man  | 8   | 18.8m | 0.0m (0)  | 0.0m (0)  | 2:49.66 | 30.21s  | 31.09s |

## Finish Position and metres gained

First Arrow shows distance gain/loss from 2nd Qtr to 3rd Qtr,  
Second Arrow shows distance gain/loss from 3rd Qtr to Finish  
Blue arrow indicates best gain in these quarters.



800

Visual positions in race at 2nd Quarter



400

Visual positions in race at 3rd Quarter



Powered by



Harness Analyser

Sectional Analysis Software

Not just form | Free Trial

[www.facebook.com/PJHarnessRacing](http://www.facebook.com/PJHarnessRacing)



RISE Digital, Harness Racing Australia nor the provider accepts any responsibility for the completeness or accuracy of any of the information contained herein, and makes no representations about its suitability for any particular purpose. Users should make their own judgements about those matters and/or seek independent advice. You assume all risks associated with use of data provided on this page



# Wagin Race 5 Distance 2180m

Friday, 18 July 2025

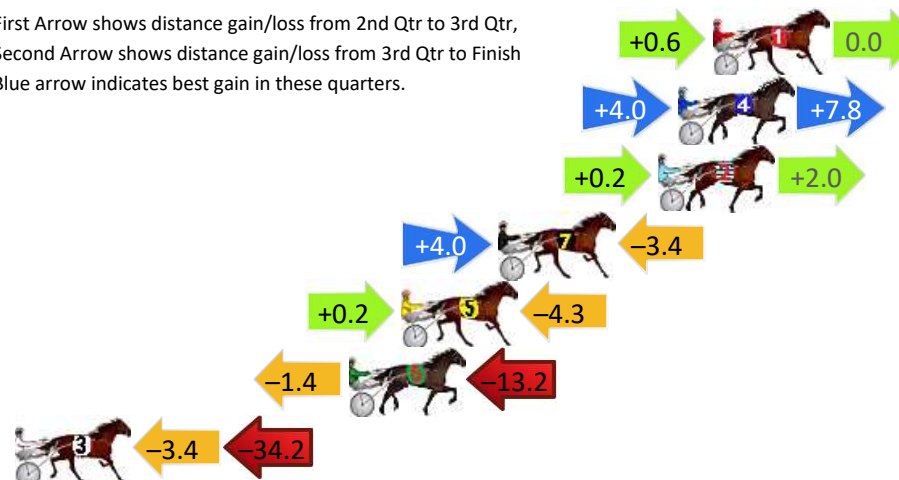
Gross Time: 2:45.30 MileRate: 2:02.10 LeadTime: 42.50s First Qtr: 31.70s Second Qtr: 31.60s Third Qtr: 30.20s Fourth Qtr: 29.30s

DATA TABLE: 800 / 400 Posi's are position from leader and (how wide the horse was at that position)

| NoHorse              | Plc | Mar   | 800 Posi  | 400 Posi | Time    | 3rd Qtr | 4th Qt |
|----------------------|-----|-------|-----------|----------|---------|---------|--------|
| 1 Richie Reactor     | 1   | 0.0m  | 0.6m (0)  | 0.0m (0) | 2:45.30 | 30.16s  | 29.30s |
| 4 Priddah            | 2   | 1.4m  | 13.2m (1) | 9.2m (2) | 2:45.41 | 29.90s  | 28.73s |
| 2 Tempt The Stars    | 3   | 2.2m  | 4.4m (0)  | 4.2m (0) | 2:45.47 | 30.18s  | 29.15s |
| 7 Pocketful Of Opals | 4   | 8.6m  | 9.2m (1)  | 5.2m (2) | 2:45.96 | 29.91s  | 29.55s |
| 5 Get Ya Bets On     | 5   | 12.5m | 8.4m (0)  | 8.2m (0) | 2:46.26 | 30.19s  | 29.61s |
| 6 Gold Horseshoe     | 6   | 14.6m | 0.0m (1)  | 1.4m (1) | 2:46.42 | 30.32s  | 30.26s |
| 3 Classnsmart        | 7   | 42.6m | 5.0m (1)  | 8.4m (1) | 2:48.57 | 30.49s  | 31.79s |

## Finish Position and metres gained

First Arrow shows distance gain/loss from 2nd Qtr to 3rd Qtr,  
Second Arrow shows distance gain/loss from 3rd Qtr to Finish  
Blue arrow indicates best gain in these quarters.



800

Visual positions in race at 2nd Quarter



400

Visual positions in race at 3rd Quarter



Powered by



Harness Analyser

Sectional Analysis Software

Not just form | Free Trial

[www.facebook.com/PJHarnessRacing](http://www.facebook.com/PJHarnessRacing)



RISE Digital, Harness Racing Australia nor the provider accepts any responsibility for the completeness or accuracy of any of the information contained herein, and makes no representations about its suitability for any particular purpose. Users should make their own judgements about those matters and/or seek independent advice. You assume all risks associated with use of data provided on this page

# Wagin Race 6 Distance 2180m

Friday, 18 July 2025

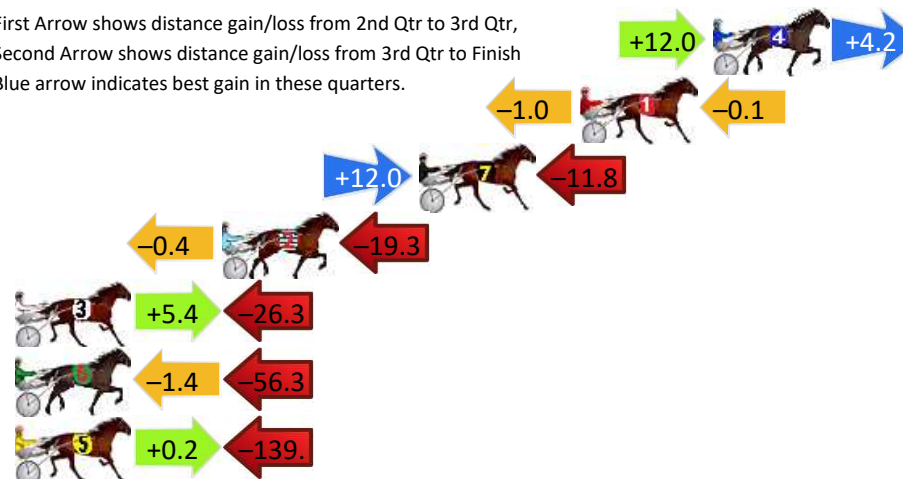
Gross Time: 2:45.00 MileRate: 2:01.80 LeadTime: 42.60s First Qtr: 31.00s Second Qtr: 31.20s Third Qtr: 30.80s Fourth Qtr: 29.40s

DATA TABLE: 800 / 400 Posi's are position from leader and (how wide the horse was at that position)

| NoHorse              | Plc | Mar    | 800 Posi  | 400 Posi  | Time    | 3rd Qtr | 4th Qt |
|----------------------|-----|--------|-----------|-----------|---------|---------|--------|
| 4 Extinction         | 1   | 0.0m   | 16.2m (1) | 4.2m (3)  | 2:45.00 | 29.89s  | 29.09s |
| 1 Ashanti Princess   | 2   | 5.3m   | 4.2m (0)  | 5.2m (0)  | 2:45.41 | 30.88s  | 29.41s |
| 7 Sukhovey Windstorm | 3   | 11.8m  | 12.0m (1) | 0.0m (3)  | 2:45.91 | 29.92s  | 30.26s |
| 2 Tell Itin Heaven   | 4   | 19.7m  | 0.0m (0)  | 0.4m (0)  | 2:46.52 | 30.86s  | 30.81s |
| 3 Im Grafter         | 5   | 28.9m  | 8.0m (1)  | 2.6m (2)  | 2:47.23 | 30.44s  | 31.32s |
| 6 Nevertellmetheodds | 6   | 66.9m  | 9.2m (0)  | 10.6m (1) | 2:50.16 | 31.00s  | 33.51s |
| 5 Dee Jays Big Boy   | 7   | 142.6m | 3.0m (1)  | 2.8m (1)  | 2:55.99 | 31.03s  | 39.62s |

## Finish Position and metres gained

First Arrow shows distance gain/loss from 2nd Qtr to 3rd Qtr,  
Second Arrow shows distance gain/loss from 3rd Qtr to Finish  
Blue arrow indicates best gain in these quarters.



800

Visual positions in race at 2nd Quarter



400

Visual positions in race at 3rd Quarter



Powered by



Harness Analyser

Sectional Analysis Software

Not just form | Free Trial

[www.facebook.com/PJHarnessRacing](http://www.facebook.com/PJHarnessRacing)



RISE Digital, Harness Racing Australia nor the provider accepts any responsibility for the completeness or accuracy of any of the information contained herein, and makes no representations about its suitability for any particular purpose. Users should make their own judgements about those matters and/or seek independent advice. You assume all risks associated with use of data provided on this page