

Bunbury Race 1 Distance 2100m

Friday, 4 July 2025

Gross Time: 2:35.30

MileRate: 1:59.00

LeadTime: 36.60s

First Qtr: 30.40s

Second Qtr: 29.80s

Third Qtr: 28.90s

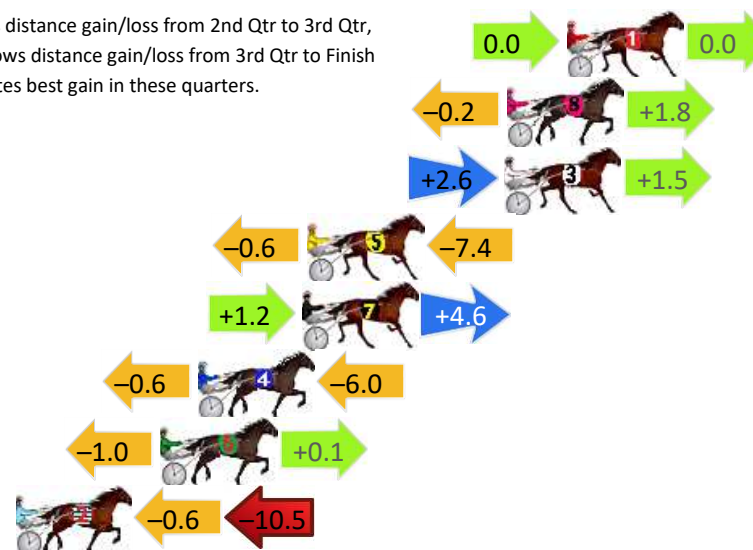
Fourth Qtr: 29.60s

DATA TABLE: 800 / 400 Posi's are position from leader and (how wide the horse was at that position)

NoHorse	Plc	Mar	800 Posi	400 Posi	Time	3rd Qtr	4th Qt
1 Sugar Boo	1	0.0m	0.0m (0)	0.0m (0)	2:35.30	28.90s	29.60s
8 Dawson Shard	2	2.4m	4.0m (0)	4.2m (0)	2:35.49	28.92s	29.47s
3 Jack Mannix	3	2.5m	6.6m (1)	4.0m (2)	2:35.49	28.71s	29.49s
5 Alta King	4	10.4m	2.4m (1)	3.0m (1)	2:36.11	28.94s	30.14s
7 Wahine Toa	5	10.6m	16.4m (0)	15.2m (0)	2:36.12	28.82s	29.26s
4 Just A Pet	6	14.8m	8.2m (0)	8.8m (0)	2:36.45	28.94s	30.04s
6 Twoheartonediamond	7	16.3m	15.4m (1)	16.4m (1)	2:36.56	28.97s	29.59s
2 Blind Edition	8	22.1m	11.0m (1)	11.6m (1)	2:37.01	28.93s	30.37s

Finish Position and metres gained

First Arrow shows distance gain/loss from 2nd Qtr to 3rd Qtr,
Second Arrow shows distance gain/loss from 3rd Qtr to Finish
Blue arrow indicates best gain in these quarters.



800

Visual positions in race at 2nd Quarter



400

Visual positions in race at 3rd Quarter



Powered by



Harness Analyser

Sectional Analysis Software

Not just form | Free Trial

www.facebook.com/PJHarnessRacing



RISE Digital, Harness Racing Australia nor the provider accepts any responsibility for the completeness or accuracy of any of the information contained herein, and makes no representations about its suitability for any particular purpose. Users should make their own judgements about those matters and/or seek independent advice. You assume all risks associated with use of data provided on this page

Bunbury Race 2 Distance 2100m

Friday, 4 July 2025

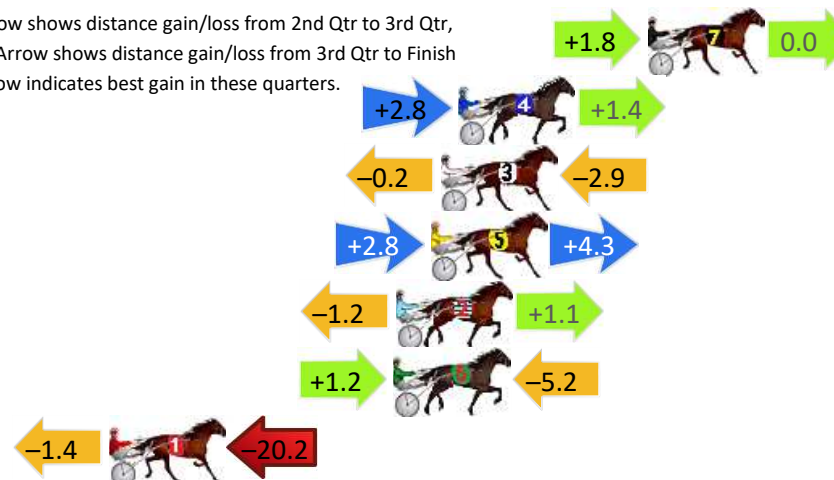
Gross Time: 2:33.90 MileRate: 1:57.90 LeadTime: 36.50s First Qtr: 30.90s Second Qtr: 28.90s Third Qtr: 28.00s Fourth Qtr: 29.60s

DATA TABLE: 800 / 400 Posi's are position from leader and (how wide the horse was at that position)

NoHorse	Plc	Mar	800 Posi	400 Posi	Time	3rd Qtr	4th Qt
7 Strauny	1	0.0m	1.8m (1)	0.0m (1)	2:33.90	27.87s	29.60s
4 Sweet Ivy	2	7.6m	11.8m (1)	9.0m (1)	2:34.49	27.80s	29.50s
3 Ta In Advance	3	8.3m	5.2m (0)	5.4m (0)	2:34.54	28.01s	29.81s
5 Master Leighton	4	8.7m	15.8m (1)	13.0m (2)	2:34.57	27.81s	29.28s
2 Pocketful Of Opals	5	10.1m	10.0m (0)	11.2m (0)	2:34.68	28.09s	29.52s
6 Gold Horseshoe	6	10.2m	6.2m (1)	5.0m (1)	2:34.69	27.90s	29.98s
1 Skippin Class	7	21.6m	0.0m (0)	1.4m (0)	2:35.58	28.06s	31.09s

Finish Position and metres gained

First Arrow shows distance gain/loss from 2nd Qtr to 3rd Qtr,
Second Arrow shows distance gain/loss from 3rd Qtr to Finish
Blue arrow indicates best gain in these quarters.



800

Visual positions in race at 2nd Quarter



400

Visual positions in race at 3rd Quarter



Powered by



Harness Analyser

Sectional Analysis Software

Not just form | Free Trial

www.facebook.com/PJHarnessRacing



RISE Digital, Harness Racing Australia nor the provider accepts any responsibility for the completeness or accuracy of any of the information contained herein, and makes no representations about its suitability for any particular purpose. Users should make their own judgements about those matters and/or seek independent advice. You assume all risks associated with use of data provided on this page

Bunbury Race 3 Distance 2100m

Friday, 4 July 2025

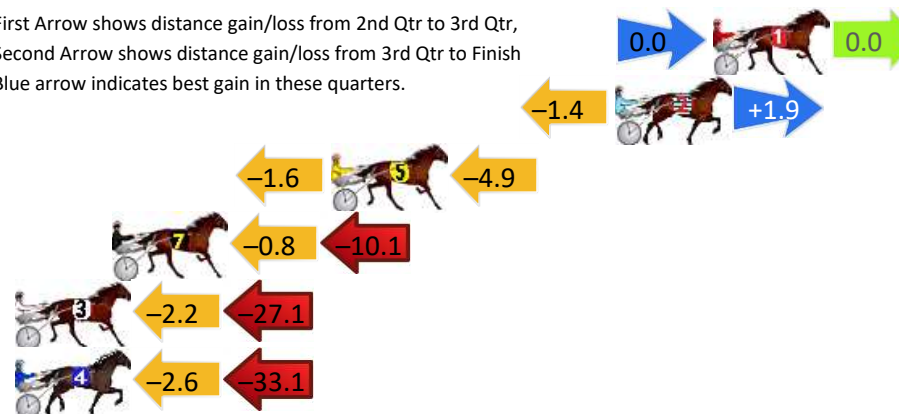
Gross Time: 2:35.70 MileRate: 1:59.30 LeadTime: 37.60s First Qtr: 31.10s Second Qtr: 31.60s Third Qtr: 27.90s Fourth Qtr: 27.50s

DATA TABLE: 800 / 400 Posi's are position from leader and (how wide the horse was at that position)

NoHorse	Plc	Mar	800 Posi	400 Posi	Time	3rd Qtr	4th Qt
1 Ekara Navajo	1	0.0m	0.0m (0)	0.0m (0)	2:35.70	27.90s	27.50s
2 Classnsmart	2	3.9m	4.4m (0)	5.8m (0)	2:35.98	28.00s	27.37s
5 Tempt The Stars	3	15.3m	8.8m (0)	10.4m (0)	2:36.81	28.01s	27.83s
7 Priddah	4	24.1m	13.2m (0)	14.0m (2)	2:37.44	27.96s	28.19s
3 Itsoktobegrey	5	38.5m	9.2m (1)	11.4m (1)	2:38.49	28.06s	29.35s
4 Jingling Jewels	6	39.7m	4.0m (1)	6.6m (1)	2:38.57	28.10s	29.76s

Finish Position and metres gained

First Arrow shows distance gain/loss from 2nd Qtr to 3rd Qtr,
Second Arrow shows distance gain/loss from 3rd Qtr to Finish
Blue arrow indicates best gain in these quarters.



800

Visual positions in race at 2nd Quarter



400

Visual positions in race at 3rd Quarter



Powered by



Harness Analyser

Sectional Analysis Software

Not just form | Free Trial

www.facebook.com/PJHarnessRacing



RISE Digital, Harness Racing Australia nor the provider accepts any responsibility for the completeness or accuracy of any of the information contained herein, and makes no representations about its suitability for any particular purpose. Users should make their own judgements about those matters and/or seek independent advice. You assume all risks associated with use of data provided on this page

Bunbury Race 4 Distance 2100m

Friday, 4 July 2025

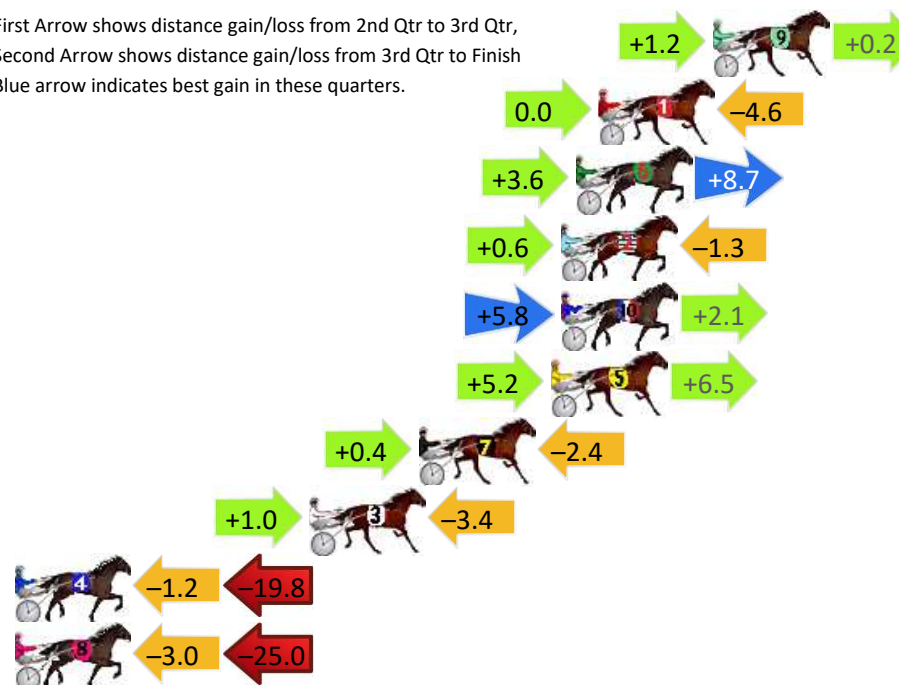
Gross Time: 2:39.00 MileRate: 2:01.80 LeadTime: 38.80s First Qtr: 31.60s Second Qtr: 30.30s Third Qtr: 29.40s Fourth Qtr: 28.90s

DATA TABLE: 800 / 400 Posi's are position from leader and (how wide the horse was at that position)

No	Horse	Plc	Mar	800 Posi	400 Posi	Time	3rd Qtr	4th Qt
9	I See Fire	1	0.0m	1.4m (1)	0.2m (1)	2:39.00	29.31s	28.89s
1	Heavenly Bliss	2	4.6m	0.0m (0)	0.0m (0)	2:39.35	29.40s	29.23s
6	Ripper View	3	5.5m	17.8m (0)	14.2m (1)	2:39.42	29.13s	28.27s
2	Jolted Charm	4	6.1m	5.4m (1)	4.8m (1)	2:39.46	29.36s	28.99s
10	This Time Jacko	5	6.1m	14.0m (1)	8.2m (3)	2:39.46	28.98s	28.75s
5	Isaidboo	6	6.5m	18.2m (1)	13.0m (3)	2:39.49	29.02s	28.43s
7	Shehadi	7	11.8m	9.8m (0)	9.4m (1)	2:39.89	29.37s	29.07s
3	Our Musical Motion	8	16.2m	13.8m (0)	12.8m (0)	2:40.23	29.33s	29.14s
4	Jordano	9	30.4m	9.4m (1)	10.6m (2)	2:41.31	29.50s	30.32s
8	Maple Maree	10	33.6m	5.6m (0)	8.6m (0)	2:41.55	29.63s	30.70s

Finish Position and metres gained

First Arrow shows distance gain/loss from 2nd Qtr to 3rd Qtr, Second Arrow shows distance gain/loss from 3rd Qtr to Finish
Blue arrow indicates best gain in these quarters.



800

Visual positions in race at 2nd Quarter



400

Visual positions in race at 3rd Quarter



Powered by



Harness Analyser

Sectional Analysis Software

Not just form | Free Trial

www.facebook.com/PJHarnessRacing



RISE Digital, Harness Racing Australia nor the provider accepts any responsibility for the completeness or accuracy of any of the information contained herein, and makes no representations about its suitability for any particular purpose. Users should make their own judgements about those matters and/or seek independent advice. You assume all risks associated with use of data provided on this page

Bunbury Race 5 Distance 1609m

Friday, 4 July 2025

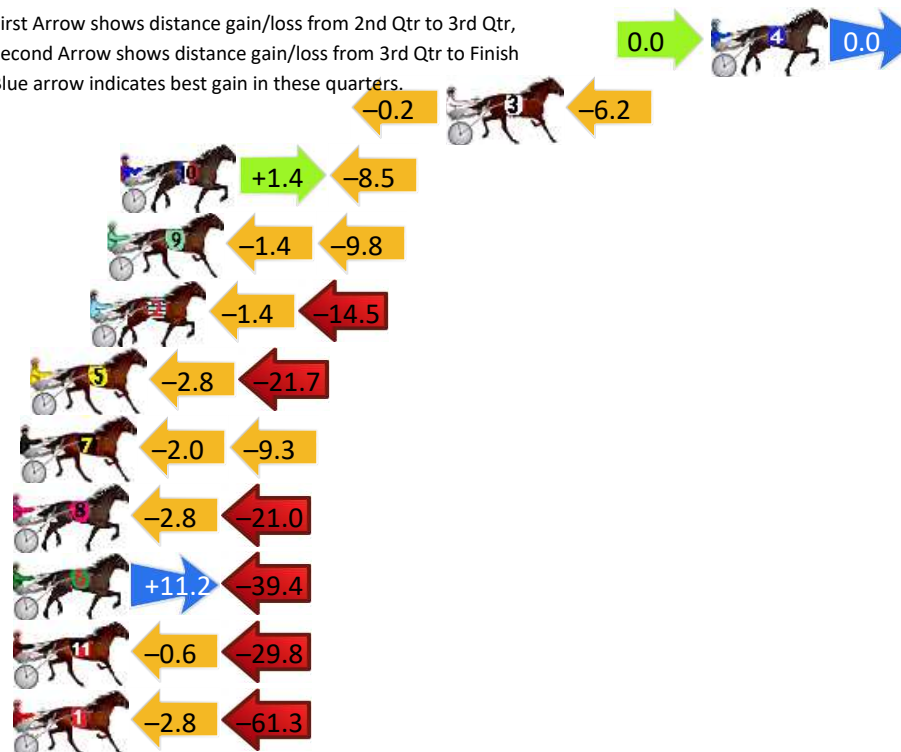
Gross Time: 1:55.20 MileRate: 1:55.20 LeadTime: 0.00s First Qtr: 28.60s Second Qtr: 29.70s Third Qtr: 29.00s Fourth Qtr: 28.40s

DATA TABLE: 800 / 400 Posi's are position from leader and (how wide the horse was at that position)

No	Horse	Plc	Mar	800 Posi	400 Posi	Time	3rd Qtr	4th Qt
4	Frankensteinsbride	1	0.0m	0.0m (0)	0.0m (0)	1:55.20	29.00s	28.40s
3	Gearsinawhirl	2	10.6m	4.2m (0)	4.4m (0)	1:55.99	29.02s	28.84s
10	Spiritofanangel	3	23.7m	16.6m (1)	15.2m (2)	1:56.97	28.91s	29.00s
9	Codename Elliot	4	24.2m	13.0m (1)	14.4m (1)	1:57.01	29.11s	29.09s
2	Ashanti Princess	5	24.9m	9.0m (1)	10.4m (1)	1:57.06	29.11s	29.42s
5	My Sweet Addiction	6	27.3m	2.8m (1)	5.6m (1)	1:57.24	29.22s	29.93s
7	Extinction	7	27.7m	16.4m (0)	18.4m (1)	1:57.27	29.15s	29.06s
8	Im Grafter	8	36.2m	12.4m (0)	15.2m (0)	1:57.90	29.22s	29.88s
6	Get The Booth	9	49.4m	21.2m (1)	10.0m (2)	1:58.89	28.23s	31.18s
11	Nevertellmetheodds	10	52.2m	21.8m (0)	22.4m (1)	1:59.09	29.07s	30.50s
1	Shes A Dactyl	11	72.5m	8.4m (0)	11.2m (0)	2:00.61	29.25s	32.73s


Finish Position and metres gained

First Arrow shows distance gain/loss from 2nd Qtr to 3rd Qtr,
Second Arrow shows distance gain/loss from 3rd Qtr to Finish
Blue arrow indicates best gain in these quarters.



800

Visual positions in race at 2nd Quarter



400

Visual positions in race at 3rd Quarter



Powered by



Harness Analyser

Sectional Analysis Software

Not just form | Free Trial

www.facebook.com/PJHarnessRacing



RISE Digital, Harness Racing Australia nor the provider accepts any responsibility for the completeness or accuracy of any of the information contained herein, and makes no representations about its suitability for any particular purpose. Users should make their own judgements about those matters and/or seek independent advice. You assume all risks associated with use of data provided on this page

Bunbury Race 6 Distance 2100m

Friday, 4 July 2025

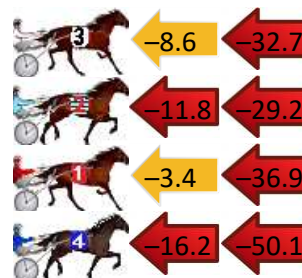
Gross Time: 2:34.90 MileRate: 1:58.70 LeadTime: 36.30s First Qtr: 30.00s Second Qtr: 30.10s Third Qtr: 29.00s Fourth Qtr: 29.50s

DATA TABLE: 800 / 400 Posi's are position from leader and (how wide the horse was at that position)

NoHorse	Plc	Mar	800 Posi	400 Posi	Time	3rd Qtr	4th Qt
6 Majestic Reale	1	0.0m	1.6m (1)	0.0m (0)	2:34.90	28.88s	29.50s
5 Write Rite Right	2	1.1m	5.6m (1)	0.8m (1)	2:34.99	28.65s	29.52s
3 Headline Adda	3	45.9m	4.6m (0)	13.2m (1)	2:38.45	29.61s	31.90s
2 Miss Marcopolo	4	50.0m	9.0m (0)	20.8m (1)	2:38.77	29.84s	31.64s
1 Rocknroll Dilinger	5	52.7m	12.4m (1)	15.8m (2)	2:38.98	29.22s	32.21s
4 Charli Brown	6	66.3m	0.0m (0)	16.2m (0)	2:40.03	30.15s	33.17s

Finish Position and metres gained

First Arrow shows distance gain/loss from 2nd Qtr to 3rd Qtr,
Second Arrow shows distance gain/loss from 3rd Qtr to Finish
Blue arrow indicates best gain in these quarters.



800

Visual positions in race at 2nd Quarter



400

Visual positions in race at 3rd Quarter



Powered by



Harness Analyser

Sectional Analysis Software

Not just form | Free Trial

www.facebook.com/PJHarnessRacing



RISE Digital, Harness Racing Australia nor the provider accepts any responsibility for the completeness or accuracy of any of the information contained herein, and makes no representations about its suitability for any particular purpose. Users should make their own judgements about those matters and/or seek independent advice. You assume all risks associated with use of data provided on this page

Bunbury Race 7 Distance 2503m

Friday, 4 July 2025


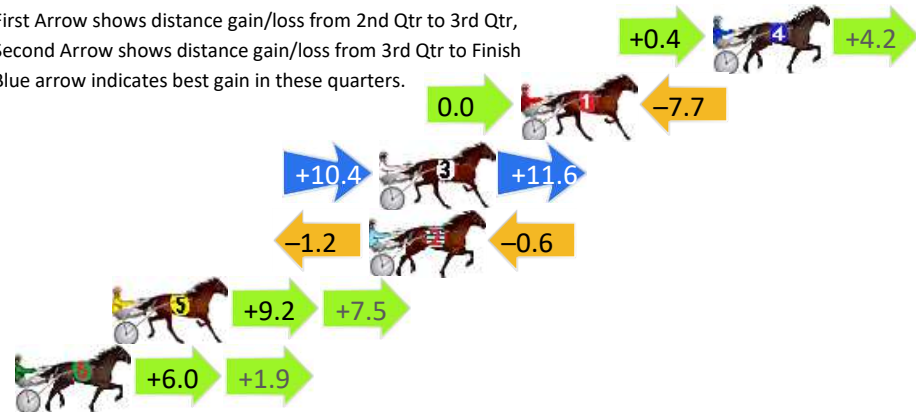
Gross Time: 3:16.70 MileRate: 2:04.50 LeadTime: 72.80s First Qtr: 31.00s Second Qtr: 30.20s Third Qtr: 30.60s Fourth Qtr: 32.10s

DATA TABLE: 800 / 400 Posi's are position from leader and (how wide the horse was at that position)

NoHorse	Plc	Mar	800 Posi	400 Posi	Time	3rd Qtr	4th Qt
4 Line The Starzzz	1	0.0m	4.6m (0)	4.2m (1)	3:16.70	30.58s	31.76s
1 Tilthesunsets	2	7.7m	0.0m (0)	0.0m (0)	3:17.35	30.59s	32.71s
3 Betty Bootz Off	3	13.4m	35.4m (0)	25.0m (0)	3:17.82	29.81s	31.17s
2 The Beat	4	13.8m	12.0m (0)	13.2m (0)	3:17.86	30.69s	32.15s
5 Aldebaran Sundown	5	24.1m	40.8m (0)	31.6m (0)	3:18.72	29.90s	31.50s
6 Chumani	6	46.1m	54.0m (0)	48.0m (0)	3:20.56	30.14s	31.95s

Finish Position and metres gained

First Arrow shows distance gain/loss from 2nd Qtr to 3rd Qtr,
Second Arrow shows distance gain/loss from 3rd Qtr to Finish
Blue arrow indicates best gain in these quarters.



Powered by



Harness Analyser

Sectional Analysis Software

Not just form | Free Trial

www.facebook.com/PJHarnessRacing



RISE Digital, Harness Racing Australia nor the provider accepts any responsibility for the completeness or accuracy of any of the information contained herein, and makes no representations about its suitability for any particular purpose. Users should make their own judgements about those matters and/or seek independent advice. You assume all risks associated with use of data provided on this page