

Central Wheatbelt Race 1 Distance 2500m

Sunday, 22 June 2025

Gross Time: 3:15.50

MileRate: 2:03.40

LeadTime: 73.50s

First Qtr: 31.90s

Second Qtr: 31.90s

Third Qtr: 29.00s


Fourth Qtr: 29.20s

DATA TABLE: 800 / 400 Posi's are position from leader and (how wide the horse was at that position)

NoHorse	Plc	Mar	800 Posi	400 Posi	Time	3rd Qtr	4th Qt
7 Twobob Cracker	1	0.0m	0.0m (0)	0.0m (0)	3:15.50	29.00s	29.20s
8 Rakero Raider	2	8.0m	12.6m (1)	6.4m (2)	3:16.11	28.55s	29.32s
6 Bronzed	3	13.7m	4.2m (1)	3.0m (1)	3:16.55	28.91s	29.98s
1 Follow The Music	4	15.2m	4.2m (0)	4.4m (0)	3:16.66	29.01s	29.98s
4 Rising Spirit	5	19.8m	8.4m (1)	8.6m (1)	3:17.02	29.01s	30.01s
3 Goodonya Mate	6	22.3m	12.6m (0)	15.6m (0)	3:17.21	29.22s	29.69s
2 Velvet Shadow	7	27.4m	8.4m (0)	9.8m (0)	3:17.60	29.10s	30.48s
5 Ourfirstimpression	8	43.4m	16.6m (0)	21.8m (0)	3:18.82	29.37s	30.77s


Finish Position and metres gained

First Arrow shows distance gain/loss from 2nd Qtr to 3rd Qtr,
Second Arrow shows distance gain/loss from 3rd Qtr to Finish
Blue arrow indicates best gain in these quarters.



800

Visual positions in race at 2nd Quarter



400

Visual positions in race at 3rd Quarter



Powered by



Harness Analyser

Sectional Analysis Software

Not just form | Free Trial

www.facebook.com/PJHarnessRacing



RISE Digital, Harness Racing Australia nor the provider accepts any responsibility for the completeness or accuracy of any of the information contained herein, and makes no representations about its suitability for any particular purpose. Users should make their own judgements about those matters and/or seek independent advice. You assume all risks associated with use of data provided on this page

Central Wheatbelt Race 2 Distance 2130m

Sunday, 22 June 2025

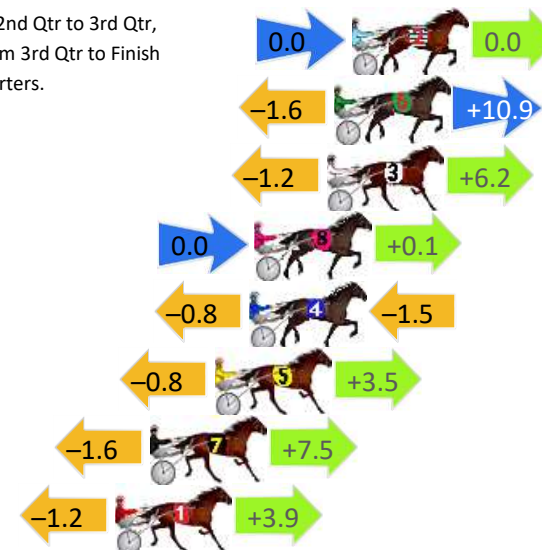
Gross Time: 2:43.60 MileRate: 2:03.60 LeadTime: 39.50s First Qtr: 31.80s Second Qtr: 31.40s Third Qtr: 30.60s Fourth Qtr: 30.30s

DATA TABLE: 800 / 400 Posi's are position from leader and (how wide the horse was at that position)

No	Horse	Plc	Mar	800 Posi	400 Posi	Time	3rd Qtr	4th Qt
2	Hot Cinder	1	0.0m	0.0m (0)	0.0m (0)	2:43.60	30.60s	30.30s
6	Ciao Babe	2	0.7m	10.0m (1)	11.6m (1)	2:43.66	30.72s	29.48s
3	Swanbourne Spunk	3	1.0m	6.0m (1)	7.2m (1)	2:43.68	30.69s	29.83s
8	Cracka Tinny	4	3.9m	4.0m (0)	4.0m (0)	2:43.91	30.60s	30.29s
4	Dannika	5	4.1m	1.8m (1)	2.6m (1)	2:43.93	30.66s	30.41s
5	Sports Central	6	5.5m	8.2m (0)	9.0m (0)	2:44.04	30.66s	30.04s
7	Mummas Little Star	7	8.1m	14.0m (1)	15.6m (1)	2:44.24	30.72s	29.74s
1	Satan Princess	8	9.5m	12.2m (0)	13.4m (0)	2:44.35	30.69s	30.01s

Finish Position and metres gained

First Arrow shows distance gain/loss from 2nd Qtr to 3rd Qtr,
Second Arrow shows distance gain/loss from 3rd Qtr to Finish
Blue arrow indicates best gain in these quarters.



800

Visual positions in race at 2nd Quarter



400

Visual positions in race at 3rd Quarter



Central Wheatbelt Race 3 Distance 2130m

Sunday, 22 June 2025

Gross Time: 2:43.40

MileRate: 2:03.50

LeadTime: 38.60s

First Qtr: 30.80s

Second Qtr: 31.40s

Third Qtr: 30.90s


Fourth Qtr: 31.70s

DATA TABLE: 800 / 400 Posi's are position from leader and (how wide the horse was at that position)

NoHorse	Plc	Mar	800 Posi	400 Posi	Time	3rd Qtr	4th Qt
8 Don Diablo	1	0.0m	5.6m (1)	4.2m (2)	2:43.40	30.80s	31.37s
6 Rocknroll Train	2	1.7m	18.4m (1)	11.2m (2)	2:43.54	30.35s	30.95s
3 Major Blue Eyes	3	5.9m	0.0m (0)	0.0m (0)	2:43.89	30.89s	32.16s
7 Major Buzz	4	6.8m	9.6m (1)	8.6m (1)	2:43.96	30.82s	31.56s
4 World Of Rock	5	8.4m	4.2m (0)	4.0m (0)	2:44.10	30.88s	32.05s
5 Miss Knowall	6	16.2m	13.6m (1)	13.0m (1)	2:44.74	30.85s	31.95s
9 Nevertellmetheodds	7	22.4m	1.4m (1)	1.8m (1)	2:45.25	30.91s	33.32s
1 On Golden Road	8	26.1m	16.0m (0)	17.6m (1)	2:45.56	31.02s	32.37s
2 Shadrach	9	32.5m	12.0m (0)	13.8m (0)	2:46.09	31.02s	33.17s
10 First Reunion	10	60.2m	20.4m (0)	23.0m (1)	2:48.38	31.07s	34.63s

Finish Position and metres gained

First Arrow shows distance gain/loss from 2nd Qtr to 3rd Qtr,
Second Arrow shows distance gain/loss from 3rd Qtr to Finish
Blue arrow indicates best gain in these quarters.



Visual positions in race at 2nd Quarter

800



Visual positions in race at 3rd Quarter

400



Powered by



Harness Analyser

Sectional Analysis Software

Not just form | Free Trial

www.facebook.com/PJHarnessRacing



RISE Digital, Harness Racing Australia nor the provider accepts any responsibility for the completeness or accuracy of any of the information contained herein, and makes no representations about its suitability for any particular purpose. Users should make their own judgements about those matters and/or seek independent advice. You assume all risks associated with use of data provided on this page

Central Wheatbelt Race 4 Distance 2130m

Sunday, 22 June 2025

Gross Time: 2:40.70

MileRate: 2:01.40

LeadTime: 38.20s

First Qtr: 31.00s

Second Qtr: 30.00s

Third Qtr: 29.80s

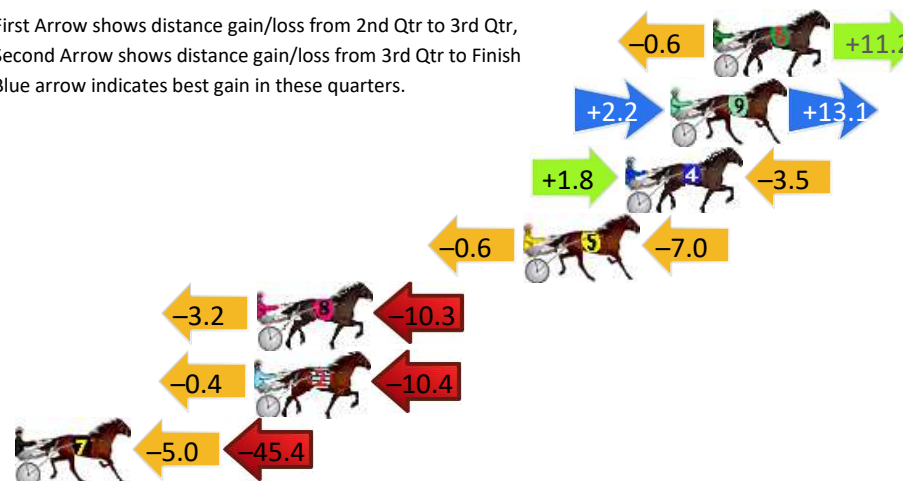
Fourth Qtr: 31.70s

DATA TABLE: 800 / 400 Posi's are position from leader and (how wide the horse was at that position)

NoHorse	Plc	Mar	800 Posi	400 Posi	Time	3rd Qtr	4th Qt
6 Soho Confidential	1	0.0m	10.6m (1)	11.2m (2)	2:40.70	29.87s	30.82s
9 Lets Rock Tonight	2	1.7m	17.0m (0)	14.8m (1)	2:40.84	29.66s	30.67s
4 This Time Jacko	3	3.5m	1.8m (0)	0.0m (0)	2:40.99	29.65s	31.98s
5 Classnsmart	4	7.6m	0.0m (1)	0.6m (1)	2:41.33	29.83s	32.25s
8 The Mercenary	5	18.3m	4.8m (1)	8.0m (1)	2:42.22	30.02s	32.51s
2 Pacific Eagle	6	18.4m	7.6m (0)	8.0m (0)	2:42.22	29.81s	32.52s
7 Sleek And Sweet	7	62.8m	12.4m (0)	17.4m (0)	2:45.90	30.07s	35.28s


Finish Position and metres gained

First Arrow shows distance gain/loss from 2nd Qtr to 3rd Qtr,
Second Arrow shows distance gain/loss from 3rd Qtr to Finish
Blue arrow indicates best gain in these quarters.



800

Visual positions in race at 2nd Quarter



400

Visual positions in race at 3rd Quarter



Powered by



Harness Analyser

Sectional Analysis Software

Not just form | Free Trial

www.facebook.com/PJHarnessRacing



RISE Digital, Harness Racing Australia nor the provider accepts any responsibility for the completeness or accuracy of any of the information contained herein, and makes no representations about its suitability for any particular purpose. Users should make their own judgements about those matters and/or seek independent advice. You assume all risks associated with use of data provided on this page

Central Wheatbelt Race 5 Distance 2130m

Sunday, 22 June 2025

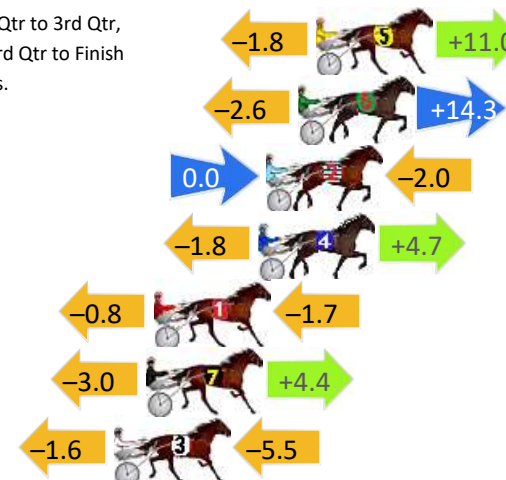
Gross Time: 2:41.40 MileRate: 2:02.00 LeadTime: 39.10s First Qtr: 31.70s Second Qtr: 31.20s Third Qtr: 29.30s Fourth Qtr: 30.10s

DATA TABLE: 800 / 400 Posi's are position from leader and (how wide the horse was at that position)

No	Horse	Plc	Mar	800 Posi	400 Posi	Time	3rd Qtr	4th Qt
5	Majic Bay	1	0.0m	9.2m (1)	11.0m (1)	2:41.40	29.44s	29.28s
6	Beyond Bling	2	0.7m	12.4m (0)	15.0m (1)	2:41.46	29.51s	29.03s
2	Loch Tay	3	2.0m	0.0m (0)	0.0m (0)	2:41.56	29.30s	30.25s
4	Brulee	4	2.3m	5.2m (1)	7.0m (1)	2:41.58	29.44s	29.75s
1	Keptain Courageous	5	6.5m	4.0m (0)	4.8m (0)	2:41.91	29.36s	30.23s
7	Tux And Tails	6	6.8m	8.2m (0)	11.2m (0)	2:41.94	29.53s	29.77s
3	Alexandra Thegreat	7	8.1m	1.0m (1)	2.6m (1)	2:42.04	29.41s	30.51s

Finish Position and metres gained

First Arrow shows distance gain/loss from 2nd Qtr to 3rd Qtr,
Second Arrow shows distance gain/loss from 3rd Qtr to Finish
Blue arrow indicates best gain in these quarters.



800

Visual positions in race at 2nd Quarter



400

Visual positions in race at 3rd Quarter



Central Wheatbelt Race 6 Distance 1730m

Sunday, 22 June 2025

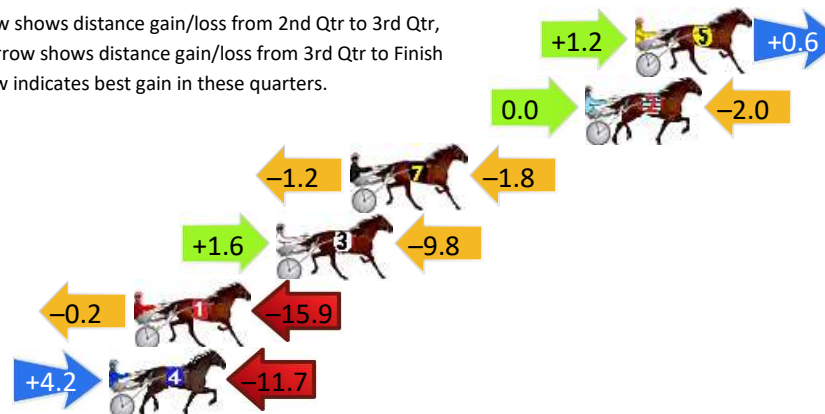
Gross Time: 2:13.70 MileRate: 2:04.40 LeadTime: 8.70s First Qtr: 31.30s Second Qtr: 32.50s Third Qtr: 31.40s Fourth Qtr: 29.80s

DATA TABLE: 800 / 400 Posi's are position from leader and (how wide the horse was at that position)

NoHorse	Plc	Mar	800 Posi	400 Posi	Time	3rd Qtr	4th Qt
5 Hot Rod	1	0.0m	1.8m (1)	0.6m (1)	2:13.70	31.31s	29.76s
2 Batavia West	2	2.0m	0.0m (0)	0.0m (0)	2:13.86	31.40s	29.95s
7 Watching Lippy	3	11.4m	8.4m (0)	9.6m (0)	2:14.59	31.49s	29.93s
3 Walk The Plank	4	14.4m	6.2m (1)	4.6m (1)	2:14.82	31.30s	30.53s
1 Dancinwithstarz	5	20.1m	4.0m (0)	4.2m (0)	2:15.27	31.45s	30.98s
4 Save Me	6	21.1m	13.6m (0)	9.4m (1)	2:15.35	31.10s	30.67s

Finish Position and metres gained

First Arrow shows distance gain/loss from 2nd Qtr to 3rd Qtr,
Second Arrow shows distance gain/loss from 3rd Qtr to Finish
Blue arrow indicates best gain in these quarters.



800

Visual positions in race at 2nd Quarter



400

Visual positions in race at 3rd Quarter



Powered by



Harness Analyser

Sectional Analysis Software

Not just form | Free Trial

www.facebook.com/PJHarnessRacing



RISE Digital, Harness Racing Australia nor the provider accepts any responsibility for the completeness or accuracy of any of the information contained herein, and makes no representations about its suitability for any particular purpose. Users should make their own judgements about those matters and/or seek independent advice. You assume all risks associated with use of data provided on this page