

Gloucester Park Race 1 Distance 2130m

Friday, 20 June 2025

Gross Time: 2:34.70

MileRate: 1:56.90

LeadTime: 36.80s

First Qtr: 29.20s

Second Qtr: 29.20s

Third Qtr: 29.00s


Fourth Qtr: 30.50s

DATA TABLE: 800 / 400 Posi's are position from leader and (how wide the horse was at that position)

No	Horse	Plc	Mar	800 Posi	400 Posi	Time	3rd Qtr	4th Qt
10	Feeling Aces	1	0.0m	8.1m (0)	9.7m (0)	2:34.70	29.14s	29.78s
2	Dark Eyes	2	0.9m	0.0m (0)	0.0m (0)	2:34.77	29.00s	30.57s
11	My Watchlist	3	6.1m	1.4m (1)	3.6m (1)	2:35.19	29.16s	30.72s
1	Mikipelo	4	6.3m	4.2m (0)	5.7m (0)	2:35.20	29.12s	30.58s
4	Rollindowntheriver	5	7.9m	12.5m (0)	14.6m (0)	2:35.33	29.18s	30.05s
5	Alfredi	6	13.3m	16.7m (0)	18.9m (0)	2:35.76	29.20s	30.16s
8	Petes Honour	7	15.0m	23.6m (1)	21.9m (1)	2:35.90	28.92s	30.08s
12	Major Jay	8	17.0m	5.8m (1)	12.5m (1)	2:36.06	29.50s	30.93s
6	Alta Freeway	9	17.1m	20.8m (0)	23.3m (0)	2:36.06	29.22s	30.14s
3	Major Freeway	10	18.3m	10.0m (1)	10.1m (2)	2:36.16	29.02s	31.22s
9	My Silver Spoon	11	19.0m	19.4m (1)	18.5m (2)	2:36.22	28.96s	30.65s
7	Auckland Jet	12	21.9m	15.5m (1)	16.8m (1)	2:36.45	29.12s	31.01s

Finish Position and metres gained

First Arrow shows distance gain/loss from 2nd Qtr to 3rd Qtr,
Second Arrow shows distance gain/loss from 3rd Qtr to Finish
Blue arrow indicates best gain in these quarters.



800

Visual positions in race at 2nd Quarter



400

Visual positions in race at 3rd Quarter



Powered by



Harness Analyser

Sectional Analysis Software

Not just form | Free Trial

www.facebook.com/PJHarnessRacing



RISE Digital, Harness Racing Australia nor the provider accepts any responsibility for the completeness or accuracy of any of the information contained herein, and makes no representations about its suitability for any particular purpose. Users should make their own judgements about those matters and/or seek independent advice. You assume all risks associated with use of data provided on this page

Gloucester Park Race 2 Distance 2130m

Friday, 20 June 2025


Gross Time: 2:33.80 MileRate: 1:56.20 LeadTime: 37.30s First Qtr: 30.20s Second Qtr: 29.70s Third Qtr: 28.50s Fourth Qtr: 28.10s

DATA TABLE: 800 / 400 Posi's are position from leader and (how wide the horse was at that position)

No	Horse	Plc	Mar	800 Posi	400 Posi	Time	3rd Qtr	4th Qt
8	Brickies Dream	1	0.0m	0.0m (0)	0.0m (0)	2:33.80	28.50s	28.10s
5	Blaze On	2	1.1m	1.1m (1)	0.9m (1)	2:33.88	28.48s	28.12s
1	Louie Dior	3	2.0m	4.2m (0)	4.0m (0)	2:33.95	28.48s	27.97s
10	Cams Boulder	4	9.2m	8.5m (0)	7.7m (0)	2:34.48	28.44s	28.24s
6	Crowd Control	5	20.7m	22.6m (1)	25.8m (1)	2:35.33	28.71s	27.82s
11	Mister Macedon	6	22.0m	13.0m (0)	15.4m (0)	2:35.42	28.66s	28.64s
12	Faster Than Dad	7	23.5m	18.1m (1)	20.0m (2)	2:35.54	28.62s	28.43s
7	Lil Happy Fella	8	27.6m	16.7m (0)	19.9m (0)	2:35.84	28.72s	28.74s
3	Ideal Tomado	9	28.7m	13.8m (1)	21.9m (1)	2:35.92	29.06s	28.68s
9	Bluto	10	29.5m	5.7m (1)	8.6m (1)	2:35.98	28.70s	29.68s
4	Gully Gum	11	30.7m	21.5m (0)	24.7m (0)	2:36.07	28.72s	28.63s
2	Velocipede	12	93.4m	9.9m (1)	17.4m (1)	2:40.70	29.02s	33.78s

Finish Position and metres gained

First Arrow shows distance gain/loss from 2nd Qtr to 3rd Qtr,
Second Arrow shows distance gain/loss from 3rd Qtr to Finish
Blue arrow indicates best gain in these quarters.



800

Visual positions in race at 2nd Quarter



400

Visual positions in race at 3rd Quarter



Powered by



Harness Analyser

Sectional Analysis Software

Not just form | Free Trial

www.facebook.com/PJHarnessRacing



RISE Digital, Harness Racing Australia nor the provider accepts any responsibility for the completeness or accuracy of any of the information contained herein, and makes no representations about its suitability for any particular purpose. Users should make their own judgements about those matters and/or seek independent advice. You assume all risks associated with use of data provided on this page

Gloucester Park Race 3 Distance 1730m

Friday, 20 June 2025

Gross Time: 2:02.30

MileRate: 1:53.80

LeadTime: 7.50s

First Qtr: 28.30s

Second Qtr: 29.50s

Third Qtr: 28.50s




Fourth Qtr: 28.50s

DATA TABLE: 800 / 400 Posi's are position from leader and (how wide the horse was at that position)

No	Horse	Plc	Mar	800 Posi	400 Posi	Time	3rd Qtr	4th Qt
10	Blazing Reactor	1	0.0m	0.0m (0)	0.0m (0)	2:02.30	28.50s	28.50s
5	Sugar Apple	2	5.7m	4.5m (0)	4.8m (0)	2:02.73	28.52s	28.59s
11	Quinton	3	10.0m	8.5m (0)	9.3m (0)	2:03.05	28.56s	28.59s
9	Skylou	4	22.3m	13.6m (1)	17.3m (2)	2:03.97	28.76s	28.95s
12	The little Master	5	23.0m	17.8m (1)	21.5m (2)	2:04.02	28.76s	28.70s
7	Flying Rumour	6	24.4m	20.1m (0)	19.8m (0)	2:04.13	28.48s	28.93s
2	Beat The Bank	7	25.5m	9.6m (1)	14.2m (1)	2:04.21	28.82s	29.41s
6	Rock Me Over	8	26.5m	14.1m (0)	15.5m (0)	2:04.28	28.60s	29.38s
3	Sugar Street	9	31.1m	22.3m (1)	24.9m (0)	2:04.63	28.68s	29.07s
8	Longreach Bay	10	44.6m	5.4m (1)	22.9m (1)	2:05.64	29.74s	30.22s
4	Heavenly Wage	11	45.2m	38.1m (0)	41.2m (0)	2:05.68	28.72s	28.96s
1	Montana D J	12	45.7m	33.9m (0)	37.3m (0)	2:05.72	28.74s	29.28s

Finish Position and metres gained

First Arrow shows distance gain/loss from 2nd Qtr to 3rd Qtr,
Second Arrow shows distance gain/loss from 3rd Qtr to Finish
Blue arrow indicates best gain in these quarters.



Gloucester Park Race 4 Distance 2130m

Friday, 20 June 2025

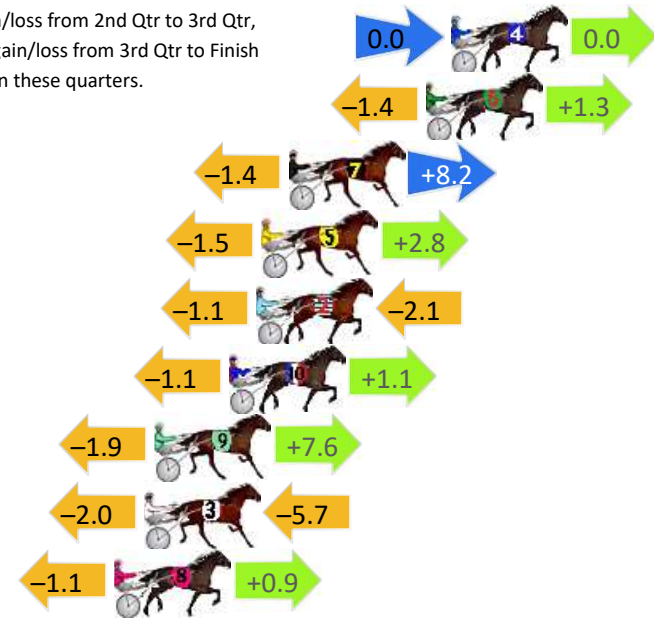
Gross Time: 2:35.20 MileRate: 1:57.30 LeadTime: 37.50s First Qtr: 31.30s Second Qtr: 30.30s Third Qtr: 27.90s Fourth Qtr: 28.20s

DATA TABLE: 800 / 400 Posi's are position from leader and (how wide the horse was at that position)

No	Horse	Plc	Mar	800 Posi	400 Posi	Time	3rd Qtr	4th Qt
4	Talks Up A Storm	1	0.0m	0.0m (0)	0.0m (0)	2:35.20	27.90s	28.20s
6	Arma Xfactor	2	1.0m	0.9m (1)	2.3m (1)	2:35.27	28.00s	28.11s
7	Im The Black Flash	3	6.5m	13.3m (1)	14.7m (1)	2:35.68	28.00s	27.66s
5	Whataretheodds	4	7.6m	8.9m (1)	10.4m (1)	2:35.76	28.00s	28.04s
2	Alcopony	5	7.8m	4.6m (0)	5.7m (0)	2:35.78	27.98s	28.38s
10	Jawsoflincoln	6	8.9m	8.9m (0)	10.0m (0)	2:35.86	27.98s	28.16s
9	Lusaka	7	11.9m	17.6m (0)	19.5m (0)	2:36.08	28.04s	27.72s
3	Ima Fivestar General	8	12.3m	4.6m (1)	6.6m (1)	2:36.11	28.04s	28.65s
8	Franco Ecuador	9	13.5m	13.3m (0)	14.4m (0)	2:36.20	27.98s	28.20s

Finish Position and metres gained

First Arrow shows distance gain/loss from 2nd Qtr to 3rd Qtr,
Second Arrow shows distance gain/loss from 3rd Qtr to Finish
Blue arrow indicates best gain in these quarters.



800

Visual positions in race at 2nd Quarter



400

Visual positions in race at 3rd Quarter



Powered by



Harness Analyser

Sectional Analysis Software

Not just form | Free Trial

www.facebook.com/PJHarnessRacing



RISE Digital, Harness Racing Australia nor the provider accepts any responsibility for the completeness or accuracy of any of the information contained herein, and makes no representations about its suitability for any particular purpose. Users should make their own judgements about those matters and/or seek independent advice. You assume all risks associated with use of data provided on this page

Gloucester Park Race 5 Distance 2130m

Friday, 20 June 2025


Gross Time: 2:34.40 MileRate: 1:56.70 LeadTime: 36.60s First Qtr: 31.30s Second Qtr: 29.90s Third Qtr: 28.60s Fourth Qtr: 28.00s

DATA TABLE: 800 / 400 Posi's are position from leader and (how wide the horse was at that position)

No	Horse	Plc	Mar	800 Posi	400 Posi	Time	3rd Qtr	4th Qt
3	Penny Black	1	0.0m	2.5m (1)	2.3m (1)	2:34.40	28.58s	27.84s
9	Heavenly Gipsy	2	0.2m	0.0m (0)	0.0m (0)	2:34.41	28.60s	28.01s
4	Little Darling	3	0.6m	7.0m (1)	7.1m (1)	2:34.44	28.60s	27.54s
2	Water Lou	4	3.8m	3.9m (0)	3.7m (0)	2:34.68	28.58s	28.02s
6	Aardiebytheseaside	5	4.8m	16.0m (1)	14.0m (2)	2:34.75	28.44s	27.37s
1	Soho Seraphine	6	5.2m	7.9m (0)	8.3m (0)	2:34.78	28.62s	27.80s
5	Alta Allure	7	5.3m	11.0m (1)	11.1m (1)	2:34.79	28.60s	27.61s
8	Starlight Dream	8	5.9m	20.5m (1)	19.7m (1)	2:34.83	28.52s	27.05s
7	Pocket The Change	9	19.3m	17.5m (0)	14.5m (0)	2:35.82	28.38s	28.40s
10	Lion Queen	10	19.5m	23.6m (2)	25.9m (1)	2:35.84	28.74s	27.61s

Finish Position and metres gained

First Arrow shows distance gain/loss from 2nd Qtr to 3rd Qtr,
Second Arrow shows distance gain/loss from 3rd Qtr to Finish
Blue arrow indicates best gain in these quarters.



Visual positions in race at 2nd Quarter

800



Visual positions in race at 3rd Quarter

400



Powered by



Harness Analyser

Sectional Analysis Software

Not just form | Free Trial

www.facebook.com/PJHarnessRacing



RISE Digital, Harness Racing Australia nor the provider accepts any responsibility for the completeness or accuracy of any of the information contained herein, and makes no representations about its suitability for any particular purpose. Users should make their own judgements about those matters and/or seek independent advice. You assume all risks associated with use of data provided on this page

Gloucester Park Race 6 Distance 2130m

Friday, 20 June 2025

Gross Time: 2:36.40

MileRate: 1:58.10

LeadTime: 37.70s

First Qtr: 30.70s

Second Qtr: 30.10s

Third Qtr: 29.00s



Fourth Qtr: 28.90s

DATA TABLE: 800 / 400 Posi's are position from leader and (how wide the horse was at that position)

No	Horse	Plc	Mar	800 Posi	400 Posi	Time	3rd Qtr	4th Qt
1	Relatively Arma	1	0.0m	0.0m (0)	0.0m (0)	2:36.40	29.00s	28.90s
12	No Noney	2	2.3m	13.0m (0)	12.8m (0)	2:36.57	28.98s	28.15s
7	Blameitonthenight	3	4.0m	13.6m (2)	8.1m (1)	2:36.70	28.60s	28.62s
10	Trouble Supreme	4	4.2m	4.7m (0)	3.9m (0)	2:36.72	28.94s	28.94s
11	Sweet Vivienne	5	9.3m	8.6m (0)	8.1m (0)	2:37.11	28.96s	29.03s
8	Haveyoumetted	6	12.2m	17.5m (0)	17.0m (0)	2:37.33	28.96s	28.61s
4	Stormyskyes	7	12.6m	2.0m (1)	3.9m (1)	2:37.36	29.14s	29.57s
6	Cordero	8	14.0m	19.4m (2)	10.1m (2)	2:37.46	28.33s	29.24s
5	Sound Wave	9	21.4m	15.8m (1)	15.9m (3)	2:38.02	29.01s	29.38s
9	Travelban	10	22.8m	21.4m (0)	19.2m (2)	2:38.13	28.84s	29.25s
2	Minor Catastrophe	11	25.8m	12.2m (1)	15.1m (2)	2:38.36	29.20s	29.77s
3	Xcite Me	12	30.0m	8.1m (1)	13.1m (1)	2:38.68	29.36s	30.23s

Finish Position and metres gained

First Arrow shows distance gain/loss from 2nd Qtr to 3rd Qtr,
Second Arrow shows distance gain/loss from 3rd Qtr to Finish
Blue arrow indicates best gain in these quarters.



800

Visual positions in race at 2nd Quarter



400

Visual positions in race at 3rd Quarter



Powered by



Harness Analyser

Sectional Analysis Software

Not just form | Free Trial

www.facebook.com/PJHarnessRacing



RISE Digital, Harness Racing Australia nor the provider accepts any responsibility for the completeness or accuracy of any of the information contained herein, and makes no representations about its suitability for any particular purpose. Users should make their own judgements about those matters and/or seek independent advice. You assume all risks associated with use of data provided on this page

Gloucester Park Race 7 Distance 2130m

Friday, 20 June 2025


Gross Time: 2:35.40 MileRate: 1:57.40 LeadTime: 37.30s First Qtr: 30.80s Second Qtr: 29.60s Third Qtr: 28.80s Fourth Qtr: 28.90s

DATA TABLE: 800 / 400 Posi's are position from leader and (how wide the horse was at that position)

No	Horse	Plc	Mar	800 Posi	400 Posi	Time	3rd Qtr	4th Qt
2	Mikis Pride	1	0.0m	0.0m (0)	0.0m (0)	2:35.40	28.80s	28.90s
1	Shes A Tiny Dancer	2	3.8m	4.5m (0)	4.8m (0)	2:35.69	28.82s	28.85s
10	Spudmeister	3	10.8m	8.9m (0)	8.4m (0)	2:36.22	28.76s	29.12s
9	Onesmartfella	4	12.9m	17.6m (0)	17.3m (0)	2:36.38	28.78s	28.64s
11	Mister Ridgewell	5	13.1m	8.9m (1)	10.1m (1)	2:36.39	28.88s	29.17s
8	Skip A Beat	6	13.3m	17.6m (1)	4.5m (2)	2:36.41	27.86s	29.58s
7	Goodtime Louis	7	17.6m	1.1m (1)	2.5m (1)	2:36.73	28.90s	30.05s
6	Jimmy Rocks	8	18.2m	5.0m (1)	6.5m (1)	2:36.78	28.90s	29.82s
3	Joey James	9	18.4m	13.1m (0)	13.1m (0)	2:36.80	28.80s	29.36s
5	Bet On The River	10	20.4m	13.7m (1)	14.0m (1)	2:36.95	28.82s	29.45s

Finish Position and metres gained

First Arrow shows distance gain/loss from 2nd Qtr to 3rd Qtr,
Second Arrow shows distance gain/loss from 3rd Qtr to Finish
Blue arrow indicates best gain in these quarters.



800

Visual positions in race at 2nd Quarter



400

Visual positions in race at 3rd Quarter



Powered by



Harness Analyser

Sectional Analysis Software

Not just form | Free Trial

www.facebook.com/PJHarnessRacing



RISE Digital, Harness Racing Australia nor the provider accepts any responsibility for the completeness or accuracy of any of the information contained herein, and makes no representations about its suitability for any particular purpose. Users should make their own judgements about those matters and/or seek independent advice. You assume all risks associated with use of data provided on this page

Gloucester Park Race 8 Distance 1730m

Friday, 20 June 2025


Gross Time: 2:05.20 MileRate: 1:56.50 LeadTime: 8.00s First Qtr: 30.60s Second Qtr: 29.60s Third Qtr: 28.60s Fourth Qtr: 28.40s

DATA TABLE: 800 / 400 Posi's are position from leader and (how wide the horse was at that position)

No	Horse	Plc	Mar	800 Posi	400 Posi	Time	3rd Qtr	4th Qt
1	Candy Apple	1	0.0m	0.0m (0)	0.0m (0)	2:05.20	28.60s	28.40s
10	Recover Lover	2	9.9m	4.8m (0)	4.8m (0)	2:05.94	28.60s	28.80s
3	Valhalla Miss	3	12.9m	8.7m (0)	9.0m (0)	2:06.16	28.62s	28.72s
2	Blockjorg	4	14.9m	5.1m (1)	6.8m (1)	2:06.31	28.72s	29.03s
5	En Pariant Sur	5	17.7m	17.2m (0)	16.9m (0)	2:06.52	28.58s	28.52s
8	My Sweet Addiction	6	18.3m	0.9m (1)	2.3m (1)	2:06.57	28.70s	29.60s
4	Get Ya Bets On	7	21.7m	13.8m (1)	15.0m (1)	2:06.82	28.68s	28.96s
9	Me Flash	8	23.3m	12.7m (0)	13.0m (0)	2:06.94	28.62s	29.22s
7	Mister Kopa	9	26.0m	9.6m (1)	11.3m (1)	2:07.14	28.72s	29.54s
6	Pocketful Of Opals	10	39.6m	10.1m (2)	7.7m (2)	2:08.15	28.42s	30.81s

Finish Position and metres gained

First Arrow shows distance gain/loss from 2nd Qtr to 3rd Qtr,
Second Arrow shows distance gain/loss from 3rd Qtr to Finish
Blue arrow indicates best gain in these quarters.



Visual positions in race at 2nd Quarter

800



Visual positions in race at 3rd Quarter

400



Powered by



Harness Analyser

Sectional Analysis Software

Not just form | Free Trial

www.facebook.com/PJHarnessRacing



RISE Digital, Harness Racing Australia nor the provider accepts any responsibility for the completeness or accuracy of any of the information contained herein, and makes no representations about its suitability for any particular purpose. Users should make their own judgements about those matters and/or seek independent advice. You assume all risks associated with use of data provided on this page

Gloucester Park Race 9 Distance 1730m

Friday, 20 June 2025



Gross Time: 2:07.10 MileRate: 1:58.30 LeadTime: 7.70s First Qtr: 29.70s Second Qtr: 30.80s Third Qtr: 28.80s Fourth Qtr: 30.10s

DATA TABLE: 800 / 400 Posi's are position from leader and (how wide the horse was at that position)

No	Horse	Plc	Mar	800 Posi	400 Posi	Time	3rd Qtr	4th Qt
1	Amaretto Angel	1	0.0m	0.3m (0)	0.0m (0)	2:07.10	28.78s	30.10s
2	Sundancer Rainbow	2	0.2m	8.1m (1)	7.4m (2)	2:07.12	28.76s	29.57s
6	Mega Mach	3	1.7m	9.5m (0)	9.0m (0)	2:07.23	28.78s	29.57s
8	Lord Publisher	4	3.0m	3.6m (2)	3.1m (2)	2:07.34	28.76s	30.11s
5	Luke Attack	5	3.0m	0.0m (1)	0.0m (1)	2:07.34	28.80s	30.33s
10	Apologize	6	3.1m	5.0m (0)	4.7m (0)	2:07.34	28.78s	30.00s
7	Harrys A Rockstar	7	5.8m	13.4m (0)	12.8m (0)	2:07.56	28.78s	29.62s
3	Manea	8	7.7m	4.2m (1)	4.4m (1)	2:07.71	28.82s	30.38s
4	Beach Captain	9	16.7m	12.3m (1)	12.6m (1)	2:08.42	28.84s	30.49s
9	Kinsaabi	10	19.7m	7.6m (2)	12.4m (2)	2:08.65	29.16s	30.75s

Finish Position and metres gained

First Arrow shows distance gain/loss from 2nd Qtr to 3rd Qtr, Second Arrow shows distance gain/loss from 3rd Qtr to Finish
Blue arrow indicates best gain in these quarters.



800

Visual positions in race at 2nd Quarter



400

Visual positions in race at 3rd Quarter



Powered by



Harness Analyser

Sectional Analysis Software

Not just form | Free Trial

www.facebook.com/PJHarnessRacing



RISE Digital, Harness Racing Australia nor the provider accepts any responsibility for the completeness or accuracy of any of the information contained herein, and makes no representations about its suitability for any particular purpose. Users should make their own judgements about those matters and/or seek independent advice. You assume all risks associated with use of data provided on this page

Gloucester Park Race 10 Distance 1730m

Friday, 20 June 2025

Gross Time: 2:05.20

MileRate: 1:56.40

LeadTime: 7.70s

First Qtr: 28.90s

Second Qtr: 29.60s

Third Qtr: 29.30s

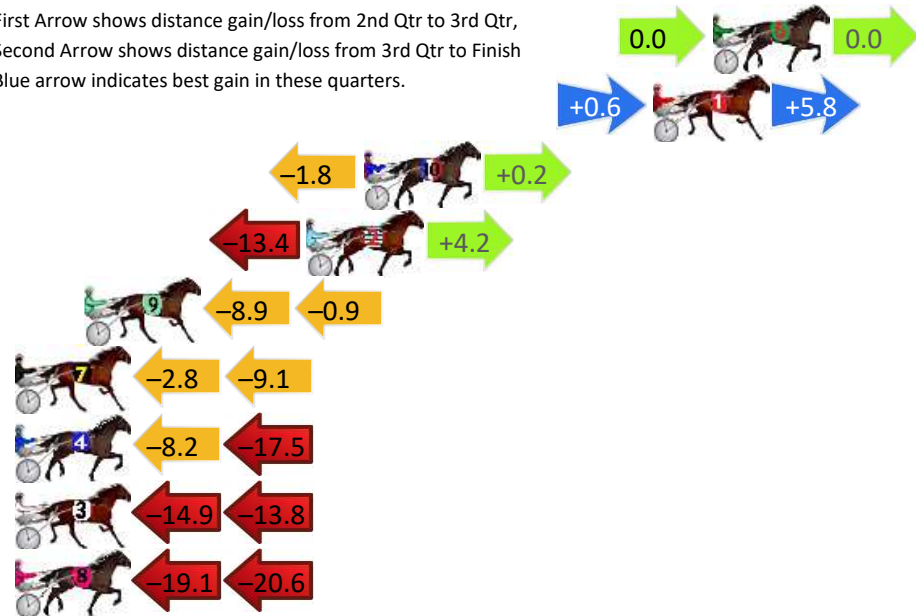
Fourth Qtr: 29.70s

DATA TABLE: 800 / 400 Posi's are position from leader and (how wide the horse was at that position)

NoHorse	Plc	Mar	800 Posi	400 Posi	Time	3rd Qtr	4th Qt
6 Blue Blazer	1	0.0m	0.0m (0)	0.0m (0)	2:05.20	29.30s	29.70s
1 Zuede	2	2.4m	8.8m (0)	8.2m (0)	2:05.39	29.26s	29.29s
10 Hotfoot It	3	14.0m	12.4m (0)	14.2m (1)	2:06.29	29.44s	29.75s
2 Bealawyer	4	16.3m	7.1m (1)	20.5m (1)	2:06.47	30.28s	29.47s
9 Fireplay	5	25.2m	15.4m (1)	24.3m (0)	2:07.16	29.96s	29.88s
7 The Batmobile	6	28.7m	16.8m (0)	19.6m (0)	2:07.43	29.52s	30.49s
4 Cohlin	7	30.1m	4.4m (0)	12.6m (0)	2:07.54	29.90s	31.12s
3 Gearsinawhirl	8	40.0m	11.3m (1)	26.2m (1)	2:08.31	30.40s	30.89s
8 Im Eugene	9	43.0m	3.3m (1)	22.4m (2)	2:08.55	30.70s	31.40s

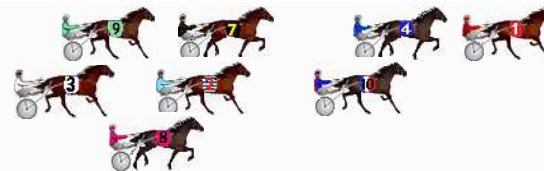
Finish Position and metres gained

First Arrow shows distance gain/loss from 2nd Qtr to 3rd Qtr,
Second Arrow shows distance gain/loss from 3rd Qtr to Finish
Blue arrow indicates best gain in these quarters.



800

Visual positions in race at 2nd Quarter



400

Visual positions in race at 3rd Quarter



Powered by



Harness Analyser

Sectional Analysis Software

Not just form | Free Trial

www.facebook.com/PJHarnessRacing



RISE Digital, Harness Racing Australia nor the provider accepts any responsibility for the completeness or accuracy of any of the information contained herein, and makes no representations about its suitability for any particular purpose. Users should make their own judgements about those matters and/or seek independent advice. You assume all risks associated with use of data provided on this page