

Bunbury Race 1 Distance 2100m

Saturday, 7 June 2025


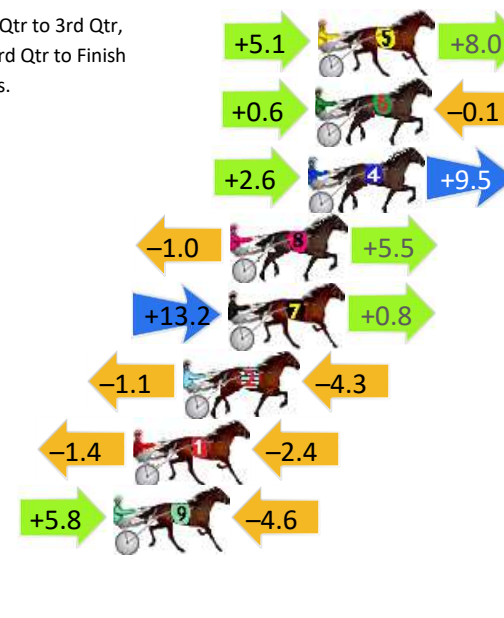
Gross Time: 2:37.60 MileRate: 2:00.80 LeadTime: 37.20s First Qtr: 32.10s Second Qtr: 29.90s Third Qtr: 29.20s Fourth Qtr: 29.20s

DATA TABLE: 800 / 400 Posi's are position from leader and (how wide the horse was at that position)

No	Horse	Plc	Mar	800 Posi	400 Posi	Time	3rd Qtr	4th Qt
5	Theycall Me Stooage	1	0.0m	13.1m (1)	8.0m (2)	2:37.60	28.83s	28.62s
6	Spiritofanangel	2	0.1m	0.6m (1)	0.0m (1)	2:37.61	29.16s	29.21s
4	Gota Good Warhol	3	0.4m	12.5m (0)	9.9m (1)	2:37.63	29.01s	28.51s
8	Sundancer Rainbow	4	3.5m	8.0m (0)	9.0m (0)	2:37.87	29.27s	28.82s
7	Skippin Class	5	3.6m	17.6m (1)	4.4m (3)	2:37.88	28.24s	29.16s
2	Simplythebest	6	5.4m	0.0m (0)	1.1m (0)	2:38.01	29.28s	29.53s
1	Rodger James	7	7.4m	3.6m (0)	5.0m (0)	2:38.17	29.30s	29.41s
9	Mango Tango	8	8.2m	9.4m (1)	3.6m (2)	2:38.23	28.78s	29.57s
3	Amaretto Angel	9	31.4m	5.0m (1)	5.5m (1)	2:40.00	29.24s	31.20s

Finish Position and metres gained

First Arrow shows distance gain/loss from 2nd Qtr to 3rd Qtr,
Second Arrow shows distance gain/loss from 3rd Qtr to Finish
Blue arrow indicates best gain in these quarters.



800

Visual positions in race at 2nd Quarter



400

Visual positions in race at 3rd Quarter



Powered by



Harness Analyser

Sectional Analysis Software

Not just form | Free Trial

www.facebook.com/PJHarnessRacing



RISE Digital, Harness Racing Australia nor the provider accepts any responsibility for the completeness or accuracy of any of the information contained herein, and makes no representations about its suitability for any particular purpose. Users should make their own judgements about those matters and/or seek independent advice. You assume all risks associated with use of data provided on this page

Bunbury Race 2 Distance 1609m

Saturday, 7 June 2025




Gross Time: 1:58.40 MileRate: 1:58.40 LeadTime: 0.00s First Qtr: 29.30s Second Qtr: 31.80s Third Qtr: 28.80s Fourth Qtr: 28.50s

DATA TABLE: 800 / 400 Posi's are position from leader and (how wide the horse was at that position)

No	Horse	Plc	Mar	800 Posi	400 Posi	Time	3rd Qtr	4th Qt
8	Snipes Magic	1	0.0m	4.8m (0)	5.2m (0)	1:58.40	28.83s	28.13s
1	Write Rite Right	2	1.6m	0.0m (0)	0.0m (0)	1:58.52	28.80s	28.62s
6	Charli Brown	3	2.3m	3.9m (1)	1.7m (1)	1:58.57	28.64s	28.55s
3	Stay Sober	4	7.5m	8.9m (1)	5.6m (1)	1:58.96	28.56s	28.66s
2	Taylors Boy Fred	5	10.0m	13.4m (1)	10.7m (1)	1:59.15	28.60s	28.49s
12	Nife Toa Gunfight	6	12.6m	27.9m (1)	10.1m (2)	1:59.34	27.52s	28.72s
5	Athreeshoteagle	7	15.8m	32.1m (0)	18.1m (2)	1:59.58	27.79s	28.39s
11	Azione	8	17.8m	22.9m (1)	6.3m (2)	1:59.73	27.61s	29.38s
7	Boom It Up	9	21.8m	35.8m (1)	23.6m (1)	2:00.03	27.92s	28.45s
10	Allizee	10	25.6m	15.1m (0)	15.7m (0)	2:00.32	28.84s	29.30s
4	Dancinwithestarz	11	27.3m	18.4m (1)	15.2m (1)	2:00.44	28.56s	29.46s
9	Save Me	12	28.9m	10.5m (0)	11.4m (0)	2:00.56	28.86s	29.85s

Finish Position and metres gained

First Arrow shows distance gain/loss from 2nd Qtr to 3rd Qtr, Second Arrow shows distance gain/loss from 3rd Qtr to Finish Blue arrow indicates best gain in these quarters.



Bunbury Race 3 Distance 1609m

Saturday, 7 June 2025


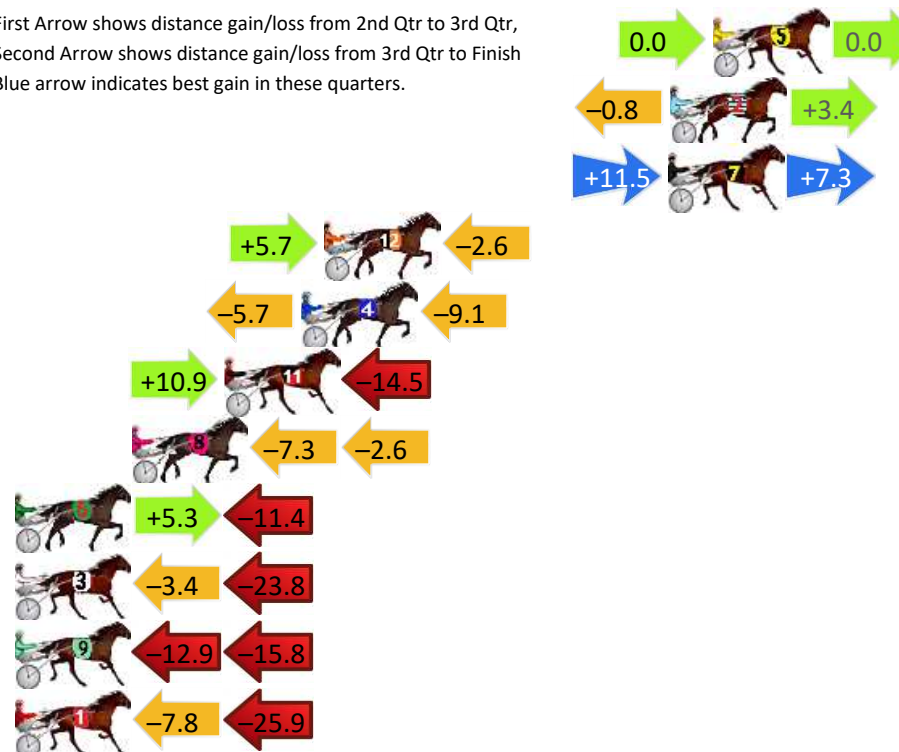
Gross Time: 1:55.90 MileRate: 1:55.90 LeadTime: 0.00s First Qtr: 28.80s Second Qtr: 30.20s Third Qtr: 28.20s Fourth Qtr: 28.70s

DATA TABLE: 800 / 400 Posi's are position from leader and (how wide the horse was at that position)

No	Horse	Plc	Mar	800 Posi	400 Posi	Time	3rd Qtr	4th Qt
5	Goodtime Louis	1	0.0m	0.0m (0)	0.0m (0)	1:55.90	28.20s	28.70s
2	Blockjorg	2	1.7m	4.3m (0)	5.1m (0)	1:56.03	28.26s	28.47s
7	Onesmartfella	3	1.8m	20.6m (1)	9.1m (2)	1:56.04	27.40s	28.20s
12	Alfa Prince	4	15.6m	18.7m (0)	13.0m (1)	1:57.08	27.81s	28.96s
4	Im Eugene	5	16.5m	1.7m (1)	7.4m (1)	1:57.14	28.60s	29.42s
11	Linebacker	6	19.6m	16.0m (1)	5.1m (2)	1:57.38	27.44s	29.82s
8	Mister Kopa	7	23.3m	13.4m (0)	20.7m (0)	1:57.66	28.72s	29.00s
6	Strauny	8	29.5m	23.4m (0)	18.1m (1)	1:58.12	27.84s	29.64s
3	Gearsinawhirl	9	34.6m	7.4m (1)	10.8m (0)	1:58.51	28.44s	30.55s
9	Jingling Jewels	10	41.0m	12.3m (1)	25.2m (1)	1:58.99	29.12s	30.01s
1	Shes A Dactyl	11	42.6m	8.9m (0)	16.7m (0)	1:59.11	28.76s	30.73s

Finish Position and metres gained

First Arrow shows distance gain/loss from 2nd Qtr to 3rd Qtr, Second Arrow shows distance gain/loss from 3rd Qtr to Finish Blue arrow indicates best gain in these quarters.



800

Visual positions in race at 2nd Quarter



400

Visual positions in race at 3rd Quarter



Powered by



Harness Analyser

Sectional Analysis Software

Not just form | Free Trial

www.facebook.com/PJHarnessRacing



RISE Digital, Harness Racing Australia nor the provider accepts any responsibility for the completeness or accuracy of any of the information contained herein, and makes no representations about its suitability for any particular purpose. Users should make their own judgements about those matters and/or seek independent advice. You assume all risks associated with use of data provided on this page

Bunbury Race 4 Distance 2100m

Saturday, 7 June 2025


Gross Time: 2:38.00 MileRate: 2:01.10 LeadTime: 38.00s First Qtr: 30.50s Second Qtr: 29.70s Third Qtr: 29.30s Fourth Qtr: 30.50s

DATA TABLE: 800 / 400 Posi's are position from leader and (how wide the horse was at that position)

No	Horse	Plc	Mar	800 Posi	400 Posi	Time	3rd Qtr	4th Qt
11	Cretaceous	1	0.0m	19.0m (2)	4.3m (2)	2:38.00	28.24s	30.18s
12	Jiliby Mojito	2	3.7m	2.2m (1)	1.1m (1)	2:38.30	29.22s	30.72s
10	Codename Elliot	3	7.6m	17.3m (0)	15.9m (0)	2:38.61	29.22s	29.93s
8	Vybrant	4	11.9m	12.8m (0)	13.2m (1)	2:38.95	29.35s	30.47s
6	Galeocerdo Cuvier	5	13.9m	0.0m (0)	0.0m (0)	2:39.11	29.30s	31.61s
9	Writteninthesky	6	19.3m	12.6m (2)	6.2m (1)	2:39.54	28.84s	31.58s
2	Sugar Boo	7	20.8m	4.7m (0)	5.4m (0)	2:39.66	29.36s	31.76s
4	Alta King	8	22.2m	18.4m (1)	22.3m (2)	2:39.77	29.62s	30.61s
5	Ineeda Drink	9	24.8m	22.0m (0)	22.3m (0)	2:39.98	29.36s	30.82s
1	Maldaza	10	30.4m	9.2m (0)	11.6m (0)	2:40.43	29.49s	32.07s
3	Tilly Swift	11	50.0m	13.5m (1)	26.6m (1)	2:41.99	30.30s	32.51s
7	Vinnies Star	12	63.6m	7.4m (1)	20.5m (1)	2:43.08	30.28s	34.06s

Finish Position and metres gained

First Arrow shows distance gain/loss from 2nd Qtr to 3rd Qtr, Second Arrow shows distance gain/loss from 3rd Qtr to Finish Blue arrow indicates best gain in these quarters.



800

Visual positions in race at 2nd Quarter



400

Visual positions in race at 3rd Quarter



Powered by



Harness Analyser

Sectional Analysis Software

Not just form | Free Trial

www.facebook.com/PJHarnessRacing



RISE Digital, Harness Racing Australia nor the provider accepts any responsibility for the completeness or accuracy of any of the information contained herein, and makes no representations about its suitability for any particular purpose. Users should make their own judgements about those matters and/or seek independent advice. You assume all risks associated with use of data provided on this page

Bunbury Race 5 Distance 2100m

Saturday, 7 June 2025

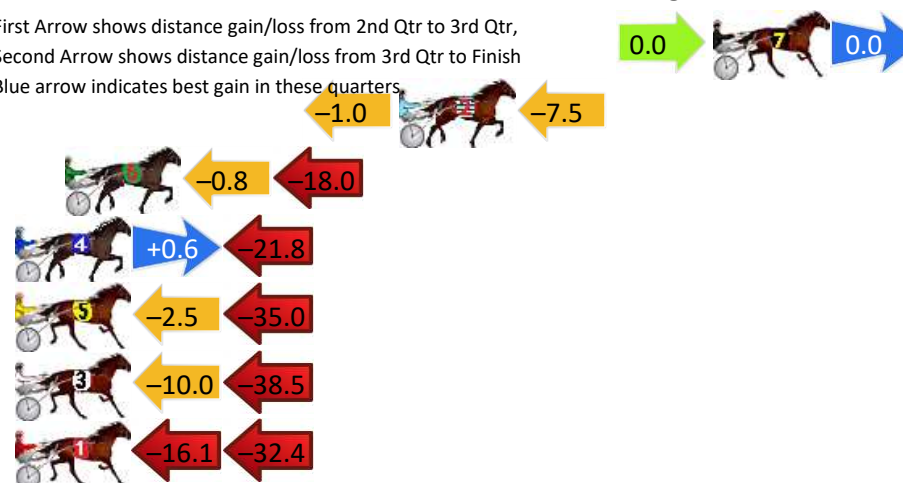
Gross Time: 2:36.60 MileRate: 2:00.00 LeadTime: 38.30s First Qtr: 30.60s Second Qtr: 30.40s Third Qtr: 29.20s Fourth Qtr: 28.10s

DATA TABLE: 800 / 400 Posi's are position from leader and (how wide the horse was at that position)

NoHorse	Plc	Mar	800 Posi	400 Posi	Time	3rd Qtr	4th Qt
7 Dawson	1	0.0m	0.0m (0)	0.0m (0)	2:36.60	29.20s	28.10s
2 My Sweet Addiction	2	12.6m	4.1m (0)	5.1m (0)	2:37.53	29.26s	28.67s
6 Get Ya Bets On	3	26.0m	7.2m (1)	8.0m (2)	2:38.52	29.25s	29.45s
4 Dee Jays Big Boy	4	34.4m	13.2m (1)	12.6m (0)	2:39.14	29.14s	29.74s
5 Kopper Kote	5	40.3m	2.8m (1)	5.3m (1)	2:39.58	29.38s	30.70s
3 Hes Thunder	6	54.8m	6.3m (2)	16.3m (1)	2:40.65	29.90s	30.99s
1 Times Tickin	7	57.1m	8.6m (0)	24.7m (0)	2:40.82	30.34s	30.56s

Finish Position and metres gained

First Arrow shows distance gain/loss from 2nd Qtr to 3rd Qtr,
Second Arrow shows distance gain/loss from 3rd Qtr to Finish
Blue arrow indicates best gain in these quarters.



Visual positions in race at 2nd Quarter

800



Visual positions in race at 3rd Quarter

400



Powered by



Harness Analyser

Sectional Analysis Software

Not just form | Free Trial

www.facebook.com/PJHarnessRacing



RISE Digital, Harness Racing Australia nor the provider accepts any responsibility for the completeness or accuracy of any of the information contained herein, and makes no representations about its suitability for any particular purpose. Users should make their own judgements about those matters and/or seek independent advice. You assume all risks associated with use of data provided on this page

Bunbury Race 6 Distance 2503m

Saturday, 7 June 2025


Gross Time: 3:13.00 MileRate: 2:02.10 LeadTime: 72.30s First Qtr: 31.20s Second Qtr: 30.40s Third Qtr: 29.20s Fourth Qtr: 29.90s

DATA TABLE: 800 / 400 Posi's are position from leader and (how wide the horse was at that position)

No	Horse	Plc	Mar	800 Posi	400 Posi	Time	3rd Qtr	4th Qt
6	Barbados	1	0.0m	5.1m (1)	4.1m (1)	3:13.00	29.13s	29.60s
9	Del Bocavista Bay	2	3.4m	13.9m (1)	7.1m (3)	3:13.27	28.71s	29.65s
2	I See Fire	3	3.6m	8.6m (0)	14.4m (2)	3:13.28	29.64s	29.12s
4	Gold Horseshoe	4	7.8m	1.1m (1)	0.0m (0)	3:13.61	29.12s	30.51s
7	Recover Lover	5	12.5m	9.4m (1)	4.6m (2)	3:13.98	28.86s	30.54s
3	Lukes Mistake	6	26.2m	17.9m (0)	23.4m (1)	3:15.05	29.62s	30.23s
8	Mega Mach	7	28.0m	13.6m (0)	18.3m (1)	3:15.19	29.55s	30.75s
1	Delightable	8	32.0m	4.1m (0)	10.4m (1)	3:15.51	29.66s	31.65s
5	Diamond World	9	51.8m	0.0m (0)	13.9m (0)	3:17.06	30.22s	32.94s

Finish Position and metres gained

First Arrow shows distance gain/loss from 2nd Qtr to 3rd Qtr,
Second Arrow shows distance gain/loss from 3rd Qtr to Finish
Blue arrow indicates best gain in these quarters.



Visual positions in race at 2nd Quarter



Visual positions in race at 3rd Quarter



Powered by



Harness Analyser

Sectional Analysis Software

Not just form | Free Trial

www.facebook.com/PJHarnessRacing



RISE Digital, Harness Racing Australia nor the provider accepts any responsibility for the completeness or accuracy of any of the information contained herein, and makes no representations about its suitability for any particular purpose. Users should make their own judgements about those matters and/or seek independent advice. You assume all risks associated with use of data provided on this page