

Gloucester Park Race 1 Distance 2130m

Tuesday, 3 June 2025


Gross Time: 2:38.40 MileRate: 1:59.70 LeadTime: 38.30s First Qtr: 30.90s Second Qtr: 31.20s Third Qtr: 29.20s Fourth Qtr: 28.80s

DATA TABLE: 800 / 400 Posi's are position from leader and (how wide the horse was at that position)

NoHorse	Plc	Mar	800 Posi	400 Posi	Time	3rd Qtr	4th Qt
2 Shehadi	1	0.0m	4.1m (0)	4.2m (0)	2:38.40	29.20s	28.50s
7 Bazza Mac	2	7.5m	0.0m (0)	0.0m (0)	2:38.97	29.20s	29.37s
1 Dustyroads	3	8.5m	8.6m (0)	8.3m (0)	2:39.04	29.18s	28.84s
8 Lukes Mistake	4	10.4m	1.7m (1)	1.7m (1)	2:39.19	29.20s	29.46s
5 Cracka Tinny	5	15.8m	17.9m (0)	17.8m (0)	2:39.59	29.18s	28.71s
4 Carmela Domenica	6	16.0m	5.5m (1)	5.3m (1)	2:39.61	29.18s	29.63s
9 Zuede	7	17.0m	17.6m (1)	15.3m (1)	2:39.69	29.02s	28.98s
11 Idealincider	8	18.0m	9.7m (1)	5.9m (2)	2:39.76	28.92s	29.74s
10 Doctor Steve	9	21.4m	13.2m (0)	13.6m (0)	2:40.02	29.22s	29.44s
3 Lucy Victoria	10	24.5m	13.8m (1)	10.0m (1)	2:40.25	28.92s	29.93s
6 Pacific Eagle	11	25.0m	12.4m (2)	11.2m (2)	2:40.29	29.10s	29.89s

Finish Position and metres gained

First Arrow shows distance gain/loss from 2nd Qtr to 3rd Qtr,
Second Arrow shows distance gain/loss from 3rd Qtr to Finish
Blue arrow indicates best gain in these quarters.



800

Visual positions in race at 2nd Quarter



400

Visual positions in race at 3rd Quarter



Powered by



Harness Analyser

Sectional Analysis Software

Not just form | Free Trial

www.facebook.com/PJHarnessRacing



RISE Digital, Harness Racing Australia nor the provider accepts any responsibility for the completeness or accuracy of any of the information contained herein, and makes no representations about its suitability for any particular purpose. Users should make their own judgements about those matters and/or seek independent advice. You assume all risks associated with use of data provided on this page

Gloucester Park Race 2 Distance 2130m

Tuesday, 3 June 2025

Gross Time: 2:37.10

MileRate: 1:58.70

LeadTime: 37.00s

First Qtr: 31.70s

Second Qtr: 30.40s

Third Qtr: 29.30s


Fourth Qtr: 28.70s

DATA TABLE: 800 / 400 Posi's are position from leader and (how wide the horse was at that position)

No	Horse	Plc	Mar	800 Posi	400 Posi	Time	3rd Qtr	4th Qt
4	Girl Of Brightness	1	0.0m	0.0m (0)	0.0m (0)	2:37.10	29.30s	28.70s
6	Mysta Moon Walker	2	7.0m	5.2m (1)	3.1m (1)	2:37.63	29.14s	29.01s
7	Into The Future	3	11.8m	16.8m (0)	17.8m (0)	2:37.99	29.36s	28.31s
10	My Salina	4	14.6m	8.5m (0)	10.3m (0)	2:38.20	29.42s	29.06s
12	By Royal Command	5	15.4m	20.6m (2)	14.0m (3)	2:38.26	28.81s	28.85s
8	Up And Alive	6	19.2m	12.6m (0)	13.7m (0)	2:38.55	29.36s	29.16s
1	Always Sea Miki	7	24.4m	4.7m (0)	5.8m (0)	2:38.94	29.38s	30.12s
2	Money Well Spent	8	32.8m	13.7m (1)	19.5m (1)	2:39.57	29.70s	29.77s
9	By Gee By Jingo	9	37.2m	25.0m (1)	19.5m (2)	2:39.90	28.88s	30.10s
11	Shes All Go	10	38.7m	16.2m (2)	12.6m (2)	2:40.02	29.03s	30.71s
5	Stay Sober	11	40.4m	9.3m (1)	12.5m (1)	2:40.14	29.52s	30.84s


Finish Position and metres gained

First Arrow shows distance gain/loss from 2nd Qtr to 3rd Qtr,
Second Arrow shows distance gain/loss from 3rd Qtr to Finish
Blue arrow indicates best gain in these quarters.



Visual positions in race at 2nd Quarter

800



Visual positions in race at 3rd Quarter

400



Powered by



Harness Analyser

Sectional Analysis Software

Not just form | Free Trial

www.facebook.com/PJHarnessRacing



RISE Digital, Harness Racing Australia nor the provider accepts any responsibility for the completeness or accuracy of any of the information contained herein, and makes no representations about its suitability for any particular purpose. Users should make their own judgements about those matters and/or seek independent advice. You assume all risks associated with use of data provided on this page

Gloucester Park Race 3 Distance 2130m

Tuesday, 3 June 2025



Gross Time: 2:36.70 MileRate: 1:58.40 LeadTime: 36.30s First Qtr: 31.40s Second Qtr: 30.50s Third Qtr: 29.60s Fourth Qtr: 28.90s

DATA TABLE: 800 / 400 Posi's are position from leader and (how wide the horse was at that position)

No	Horse	Plc	Mar	800 Posi	400 Posi	Time	3rd Qtr	4th Qt
8	Road Closure	1	0.0m	6.6m (1)	8.2m (2)	2:36.70	29.71s	28.31s
9	Soho Gigolo	2	2.1m	0.0m (0)	0.0m (0)	2:36.86	29.60s	29.06s
2	Sonic Seelster	3	9.0m	8.6m (0)	8.7m (0)	2:37.38	29.60s	28.95s
4	The Whizzer	4	10.1m	17.2m (0)	16.5m (0)	2:37.47	29.54s	28.47s
12	Shes A Mare	5	10.3m	15.0m (1)	9.3m (3)	2:37.48	29.17s	29.01s
11	Big Bozz	6	10.8m	10.4m (1)	12.6m (1)	2:37.52	29.75s	28.81s
7	Vintage Blu	7	11.7m	4.1m (0)	4.1m (0)	2:37.59	29.60s	29.49s
10	Trittrittbangbang	8	19.7m	19.1m (1)	14.4m (2)	2:38.19	29.24s	29.35s
3	Bonstar	9	19.9m	12.7m (0)	12.4m (0)	2:38.21	29.57s	29.51s
5	Classnsmart	10	24.0m	2.2m (1)	4.9m (1)	2:38.52	29.79s	30.37s
1	Im Biddy	11	109.1m	24.9m (0)	71.5m (0)	2:44.97	32.97s	31.97s
6	Itsoktobegrey	12	173.8m	23.6m (1)	20.8m (1)	2:49.88	29.38s	40.57s

Finish Position and metres gained

First Arrow shows distance gain/loss from 2nd Qtr to 3rd Qtr, Second Arrow shows distance gain/loss from 3rd Qtr to Finish
Blue arrow indicates best gain in these quarters.



800

Visual positions in race at 2nd Quarter



400

Visual positions in race at 3rd Quarter



Powered by



Harness Analyser

Sectional Analysis Software

Not just form | Free Trial

www.facebook.com/PJHarnessRacing



RISE Digital, Harness Racing Australia nor the provider accepts any responsibility for the completeness or accuracy of any of the information contained herein, and makes no representations about its suitability for any particular purpose. Users should make their own judgements about those matters and/or seek independent advice. You assume all risks associated with use of data provided on this page

Gloucester Park Race 4 Distance 2130m

Tuesday, 3 June 2025

Gross Time: 2:36.40 MileRate: 1:58.20 LeadTime: 37.90s First Qtr: 31.10s Second Qtr: 28.50s Third Qtr: 29.20s Fourth Qtr: 29.70s

DATA TABLE: 800 / 400 Posi's are position from leader and (how wide the horse was at that position)

No	Horse	Plc	Mar	800 Posi	400 Posi	Time	3rd Qtr	4th Qt
6	Elwaddell	1	0.0m	0.9m (0)	0.0m (0)	2:36.40	29.14s	29.70s
8	Major Jay	2	1.7m	0.0m (1)	0.3m (1)	2:36.53	29.22s	29.81s
5	Awaitinginstructions	3	4.2m	14.4m (0)	12.3m (0)	2:36.73	29.08s	29.13s
1	Cry Havoc	4	5.8m	5.1m (0)	4.1m (0)	2:36.85	29.14s	29.85s
9	Bling It Up	5	6.0m	18.4m (0)	16.4m (0)	2:36.87	29.10s	28.97s
2	Priddah	6	7.4m	10.2m (0)	8.8m (0)	2:36.98	29.12s	29.64s
10	Frankie J Holden	7	9.5m	8.5m (2)	17.5m (2)	2:37.14	29.88s	29.16s
4	Kurious Boy	8	13.4m	4.5m (1)	4.7m (1)	2:37.44	29.22s	30.40s
7	Franco Mecca	9	14.9m	13.6m (1)	13.7m (1)	2:37.56	29.24s	29.86s
3	Zlato	10	15.4m	9.0m (1)	8.8m (1)	2:37.60	29.20s	30.26s

Finish Position and metres gained

First Arrow shows distance gain/loss from 2nd Qtr to 3rd Qtr,
Second Arrow shows distance gain/loss from 3rd Qtr to Finish
Blue arrow indicates best gain in these quarters.



800

Visual positions in race at 2nd Quarter



400

Visual positions in race at 3rd Quarter



Powered by



Harness Analyser

Sectional Analysis Software

Not just form | Free Trial

www.facebook.com/PJHarnessRacing



RISE Digital, Harness Racing Australia nor the provider accepts any responsibility for the completeness or accuracy of any of the information contained herein, and makes no representations about its suitability for any particular purpose. Users should make their own judgements about those matters and/or seek independent advice. You assume all risks associated with use of data provided on this page

Gloucester Park Race 5 Distance 2130m

Tuesday, 3 June 2025

Gross Time: 2:38.70

MileRate: 1:59.90

LeadTime: 37.60s

First Qtr: 30.50s

Second Qtr: 30.10s

Third Qtr: 29.60s


Fourth Qtr: 30.90s

DATA TABLE: 800 / 400 Posi's are position from leader and (how wide the horse was at that position)

No	Horse	Plc	Mar	800 Posi	400 Posi	Time	3rd Qtr	4th Qt
6	Jamie Kim	1	0.0m	4.1m (0)	5.1m (1)	2:38.70	29.68s	30.52s
4	Sweetdream Trunkey	2	3.4m	0.8m (1)	0.6m (1)	2:38.97	29.58s	31.13s
1	More Than Honoured	3	3.4m	0.0m (0)	0.0m (0)	2:38.97	29.60s	31.17s
2	Dont Goin Thewater	4	4.5m	9.3m (1)	9.1m (1)	2:39.06	29.60s	30.58s
10	Ineeda Drink	5	9.5m	8.4m (0)	9.9m (0)	2:39.47	29.72s	30.93s
11	Luke Attack	6	11.3m	6.5m (2)	0.9m (2)	2:39.61	29.18s	31.75s
5	Lets Rock Tonight	7	14.4m	12.0m (2)	8.6m (3)	2:39.86	29.37s	31.42s
9	Im Grafter	8	16.1m	12.5m (0)	14.1m (0)	2:40.00	29.74s	31.14s
8	Something Certain	9	17.2m	16.3m (2)	12.1m (5)	2:40.09	29.31s	31.38s
7	Galvinston John	10	17.4m	5.2m (1)	6.4m (2)	2:40.11	29.70s	31.82s
3	Just All Style	11	17.6m	13.3m (1)	10.8m (4)	2:40.12	29.43s	31.51s

Finish Position and metres gained

First Arrow shows distance gain/loss from 2nd Qtr to 3rd Qtr,
Second Arrow shows distance gain/loss from 3rd Qtr to Finish
Blue arrow indicates best gain in these quarters.



800

Visual positions in race at 2nd Quarter



400

Visual positions in race at 3rd Quarter



Powered by



Harness Analyser

Sectional Analysis Software

Not just form | Free Trial

www.facebook.com/PJHarnessRacing



RISE Digital, Harness Racing Australia nor the provider accepts any responsibility for the completeness or accuracy of any of the information contained herein, and makes no representations about its suitability for any particular purpose. Users should make their own judgements about those matters and/or seek independent advice. You assume all risks associated with use of data provided on this page

Gloucester Park Race 6 Distance 2130m

Tuesday, 3 June 2025


Gross Time: 2:37.70 MileRate: 1:59.20 LeadTime: 38.10s First Qtr: 30.60s Second Qtr: 29.10s Third Qtr: 30.10s Fourth Qtr: 29.80s

DATA TABLE: 800 / 400 Posi's are position from leader and (how wide the horse was at that position)

No	Horse	Plc	Mar	800 Posi	400 Posi	Time	3rd Qtr	4th Qt
6	Twoheartonediamond	1	0.0m	12.7m (1)	4.1m (2)	2:37.70	29.48s	29.50s
7	Mach Freeway	2	0.6m	5.8m (1)	0.0m (0)	2:37.75	29.68s	29.85s
2	Love Of Mine	3	7.9m	4.7m (0)	9.7m (2)	2:38.32	30.48s	29.69s
9	Bartlett	4	20.3m	19.1m (0)	14.1m (3)	2:39.29	29.77s	30.34s
8	Elegant Eagle	5	27.7m	16.9m (1)	13.5m (2)	2:39.86	29.88s	30.96s
5	Cara Diana	6	31.7m	2.2m (1)	7.0m (1)	2:40.18	30.46s	31.76s
3	Air Marshal	7	32.3m	0.0m (0)	5.9m (0)	2:40.22	30.54s	31.88s
1	Toffee Apple	8	38.0m	14.1m (0)	16.4m (0)	2:40.67	30.30s	31.55s
4	Graces Star	9	96.7m	9.7m (0)	16.4m (1)	2:45.25	30.62s	36.13s

Finish Position and metres gained

First Arrow shows distance gain/loss from 2nd Qtr to 3rd Qtr,
Second Arrow shows distance gain/loss from 3rd Qtr to Finish
Blue arrow indicates best gain in these quarters.



800

Visual positions in race at 2nd Quarter



400

Visual positions in race at 3rd Quarter



Powered by



Harness Analyser

Sectional Analysis Software

Not just form | Free Trial

www.facebook.com/PJHarnessRacing



RISE Digital, Harness Racing Australia nor the provider accepts any responsibility for the completeness or accuracy of any of the information contained herein, and makes no representations about its suitability for any particular purpose. Users should make their own judgements about those matters and/or seek independent advice. You assume all risks associated with use of data provided on this page

Gloucester Park Race 7 Distance 2130m

Tuesday, 3 June 2025



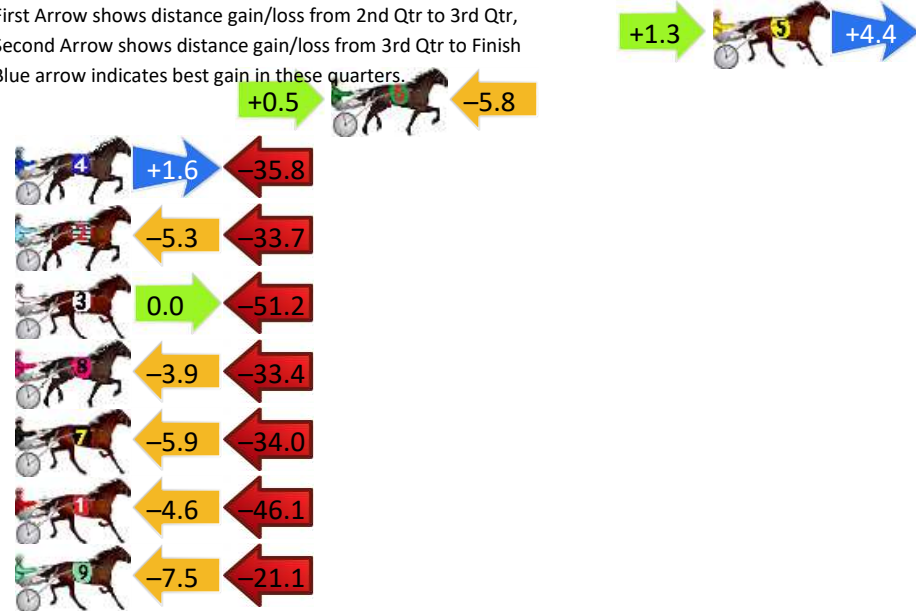
Gross Time: 2:40.20 MileRate: 2:01.00 LeadTime: 38.60s First Qtr: 32.30s Second Qtr: 30.10s Third Qtr: 29.80s Fourth Qtr: 29.40s

DATA TABLE: 800 / 400 Posi's are position from leader and (how wide the horse was at that position)

No	Horse	Plc	Mar	800 Posi	400 Posi	Time	3rd Qtr	4th Qt
5	Yankee Lover	1	0.0m	5.7m (1)	4.4m (1)	2:40.20	29.70s	29.08s
6	Sellune	2	15.3m	10.0m (1)	9.5m (1)	2:41.38	29.76s	29.88s
4	Lots Of Change	3	36.1m	1.9m (1)	0.3m (1)	2:42.98	29.68s	32.16s
2	Tilthesunsets	4	49.5m	10.5m (0)	15.8m (0)	2:44.02	30.18s	32.06s
3	Mriya Dream	5	51.2m	0.0m (0)	0.0m (0)	2:44.15	29.80s	33.35s
8	Kyvalley Paint	6	53.5m	16.2m (0)	20.1m (0)	2:44.32	30.08s	32.04s
7	Onestep Ahead	7	53.9m	14.0m (1)	19.9m (1)	2:44.36	30.22s	32.09s
1	Lavradore	8	56.4m	5.7m (0)	10.3m (0)	2:44.55	30.14s	32.99s
9	Grand Majestic Bells	9	63.2m	34.6m (0)	42.1m (0)	2:45.07	30.34s	31.17s

Finish Position and metres gained

First Arrow shows distance gain/loss from 2nd Qtr to 3rd Qtr,
Second Arrow shows distance gain/loss from 3rd Qtr to Finish
Blue arrow indicates best gain in these quarters.



Gloucester Park Race 8 Distance 1730m

Tuesday, 3 June 2025

Gross Time: 2:05.20

MileRate: 1:56.50

LeadTime: 8.40s

First Qtr: 30.70s

Second Qtr: 30.00s

Third Qtr: 28.10s

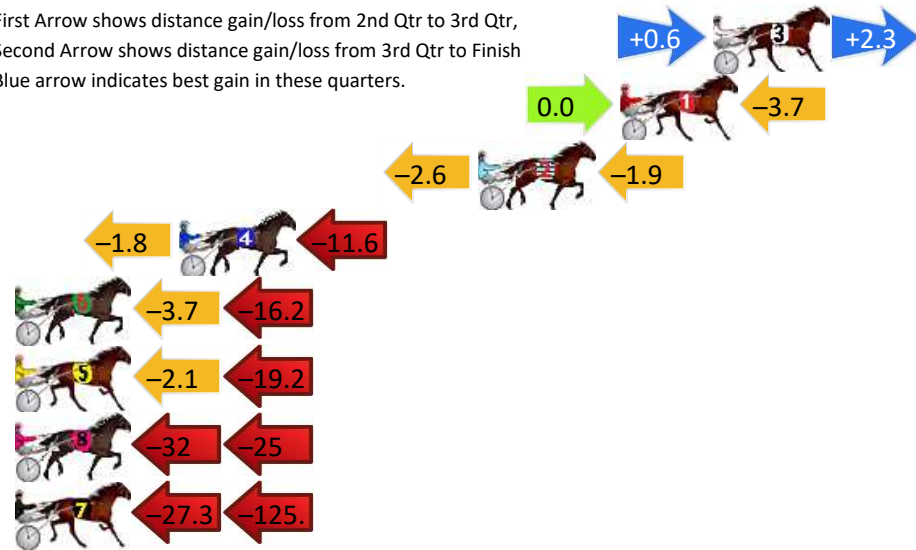
Fourth Qtr: 28.00s

DATA TABLE: 800 / 400 Posi's are position from leader and (how wide the horse was at that position)


No	Horse	Plc	Mar	800 Posi	400 Posi	Time	3rd Qtr	4th Qt
3	Shoo Boozy	1	0.0m	2.9m (1)	2.3m (1)	2:05.20	28.06s	27.84s
1	Maas Attack	2	3.7m	0.0m (0)	0.0m (0)	2:05.47	28.10s	28.27s
2	Miss Leopatra	3	9.4m	4.9m (0)	7.5m (0)	2:05.89	28.28s	28.17s
4	Chrysostom	4	21.4m	8.0m (1)	9.8m (1)	2:06.78	28.22s	28.89s
6	Priceofadmission	5	28.8m	8.9m (0)	12.6m (0)	2:07.32	28.36s	29.24s
5	Straniero Del Mare	6	33.9m	12.6m (0)	14.7m (1)	2:07.70	28.24s	29.47s
8	McWeeks	7	73.6m	17.5m (0)	48.8m (0)	2:10.62	30.28s	30.02s
7	Staycation	8	374.7m	222.2m (0)	249.5m (0)	2:32.78	29.98s	38.18s

Finish Position and metres gained

First Arrow shows distance gain/loss from 2nd Qtr to 3rd Qtr,
Second Arrow shows distance gain/loss from 3rd Qtr to Finish
Blue arrow indicates best gain in these quarters.



Visual positions in race at 2nd Quarter



Visual positions in race at 3rd Quarter



Powered by



Harness Analyser

Sectional Analysis Software

Not just form | Free Trial

www.facebook.com/PJHarnessRacing



RISE Digital, Harness Racing Australia nor the provider accepts any responsibility for the completeness or accuracy of any of the information contained herein, and makes no representations about its suitability for any particular purpose. Users should make their own judgements about those matters and/or seek independent advice. You assume all risks associated with use of data provided on this page