

Gloucester Park Race 1 Distance 2130m

Friday, 30 May 2025

Gross Time: 2:37.70

MileRate: 1:59.10

LeadTime: 37.40s

First Qtr: 31.50s

Second Qtr: 29.50s

Third Qtr: 29.70s



Fourth Qtr: 29.60s

DATA TABLE: 800 / 400 Posi's are position from leader and (how wide the horse was at that position)

No	Horse	Plc	Mar	800 Posi	400 Posi	Time	3rd Qtr	4th Qt
4	Heartofahlia	1	0.0m	0.0m (0)	0.0m (0)	2:37.70	29.70s	29.60s
5	Drive Line	2	0.6m	1.9m (1)	1.4m (1)	2:37.75	29.66s	29.54s
8	Your Grace	3	4.6m	15.6m (1)	8.0m (3)	2:38.06	29.15s	29.37s
9	Zlato	4	5.1m	6.8m (1)	3.9m (2)	2:38.10	29.49s	29.71s
10	Jiliby Mojito	5	5.4m	7.9m (0)	5.7m (1)	2:38.12	29.54s	29.60s
1	Frankensteinsbride	6	6.2m	4.1m (0)	4.1m (0)	2:38.18	29.70s	29.78s
7	Ideal Ivana	7	9.2m	17.2m (0)	12.5m (0)	2:38.41	29.36s	29.39s
11	Chief Copy	8	10.6m	11.2m (1)	4.1m (3)	2:38.52	29.18s	30.12s
12	Rocknroll Train	9	13.0m	12.6m (0)	8.7m (2)	2:38.71	29.42s	29.96s
6	Shes A Tiny Dancer	10	14.7m	23.7m (1)	18.5m (2)	2:38.84	29.32s	29.38s
3	Ginnivan	11	15.8m	19.4m (1)	16.9m (1)	2:38.93	29.52s	29.58s
2	The Swindler	12	60.0m	42.3m (0)	39.6m (0)	2:42.36	29.52s	31.34s

Finish Position and metres gained

First Arrow shows distance gain/loss from 2nd Qtr to 3rd Qtr,
Second Arrow shows distance gain/loss from 3rd Qtr to Finish
Blue arrow indicates best gain in these quarters.



Gloucester Park Race 2 Distance 1730m

Friday, 30 May 2025

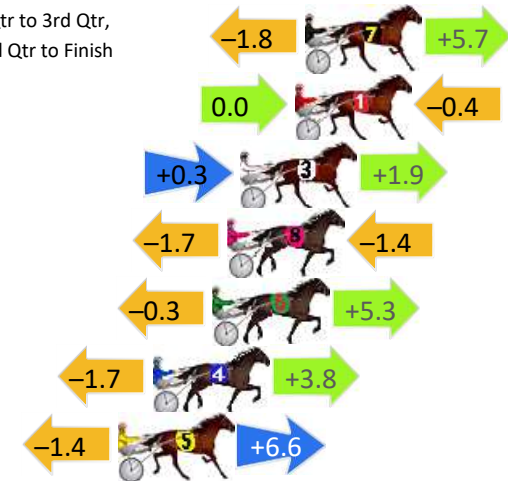
Gross Time: 2:05.70 MileRate: 1:56.90 LeadTime: 7.90s First Qtr: 30.30s Second Qtr: 30.40s Third Qtr: 28.60s Fourth Qtr: 28.50s

DATA TABLE: 800 / 400 Posi's are position from leader and (how wide the horse was at that position)

NoHorse	Plc	Mar	800 Posi	400 Posi	Time	3rd Qtr	4th Qt
7 Quinton	1	0.0m	3.9m (1)	5.7m (1)	2:05.70	28.72s	28.10s
1 Sugar Street	2	0.4m	0.0m (0)	0.0m (0)	2:05.73	28.60s	28.53s
3 Spring Line	3	2.6m	4.8m (0)	4.5m (0)	2:05.89	28.58s	28.37s
8 Lord Titanium	4	3.1m	0.0m (1)	1.7m (1)	2:05.93	28.72s	28.61s
6 Sound Wave	5	3.7m	8.7m (0)	9.0m (0)	2:05.98	28.62s	28.14s
4 Adda Spoilt Major	6	6.1m	8.2m (1)	9.9m (1)	2:06.16	28.72s	28.25s
5 Swizzlestick	7	7.5m	12.7m (1)	14.1m (1)	2:06.26	28.70s	28.06s

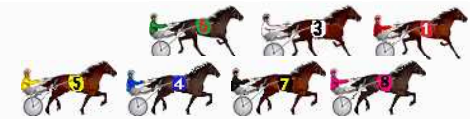
Finish Position and metres gained

First Arrow shows distance gain/loss from 2nd Qtr to 3rd Qtr,
Second Arrow shows distance gain/loss from 3rd Qtr to Finish
Blue arrow indicates best gain in these quarters.



800

Visual positions in race at 2nd Quarter



400

Visual positions in race at 3rd Quarter



Powered by



Harness Analyser

Sectional Analysis Software

Not just form | Free Trial

www.facebook.com/PJHarnessRacing



RISE Digital, Harness Racing Australia nor the provider accepts any responsibility for the completeness or accuracy of any of the information contained herein, and makes no representations about its suitability for any particular purpose. Users should make their own judgements about those matters and/or seek independent advice. You assume all risks associated with use of data provided on this page

Gloucester Park Race 3 Distance 2130m

Friday, 30 May 2025

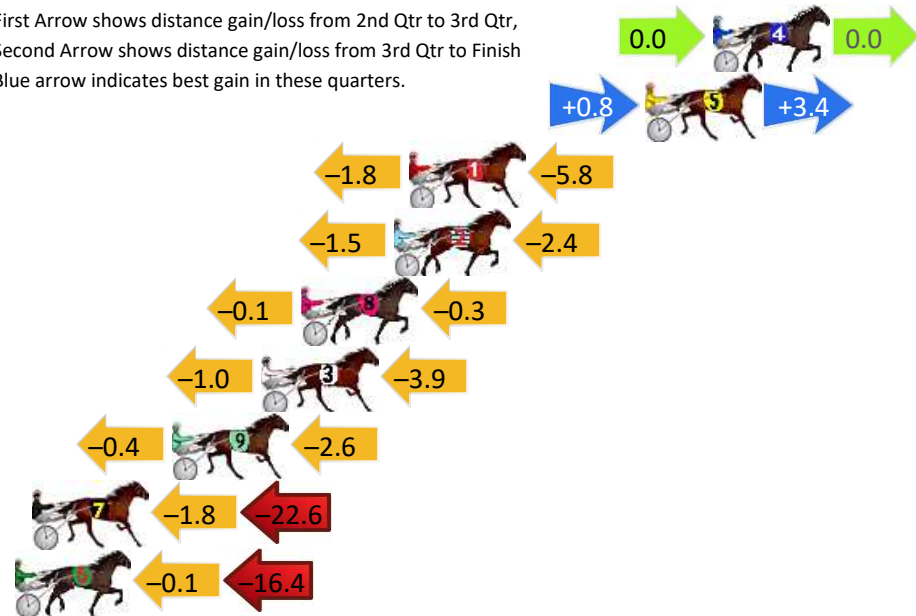
Gross Time: 2:34.90 MileRate: 1:57.00 LeadTime: 38.10s First Qtr: 31.00s Second Qtr: 30.10s Third Qtr: 28.00s Fourth Qtr: 27.70s

DATA TABLE: 800 / 400 Posi's are position from leader and (how wide the horse was at that position)

No	Horse	Plc	Mar	800 Posi	400 Posi	Time	3rd Qtr	4th Qt
4	Blameitonthenight	1	0.0m	0.0m (0)	0.0m (0)	2:34.90	28.00s	27.70s
5	Cams Boulder	2	2.7m	6.9m (1)	6.1m (2)	2:35.10	27.94s	27.47s
1	Back On Line	3	12.2m	4.6m (0)	6.4m (0)	2:35.79	28.12s	28.15s
2	Brulee	4	12.8m	8.9m (0)	10.4m (1)	2:35.83	28.10s	27.91s
8	Cordero	5	16.5m	16.1m (1)	16.2m (1)	2:36.10	28.00s	27.78s
3	Tux And Tails	6	18.1m	13.2m (0)	14.2m (0)	2:36.22	28.06s	28.04s
9	Major Freeway	7	21.7m	18.7m (0)	19.1m (0)	2:36.48	28.02s	27.96s
7	Classic Choice	8	27.3m	2.9m (1)	4.7m (1)	2:36.89	28.12s	29.37s
6	Bettor Have Faith	9	28.0m	11.5m (1)	11.6m (2)	2:36.94	28.00s	28.94s


Finish Position and metres gained

First Arrow shows distance gain/loss from 2nd Qtr to 3rd Qtr,
Second Arrow shows distance gain/loss from 3rd Qtr to Finish
Blue arrow indicates best gain in these quarters.



800

Visual positions in race at 2nd Quarter



400

Visual positions in race at 3rd Quarter



Powered by



Harness Analyser

Sectional Analysis Software

Not just form | Free Trial

www.facebook.com/PJHarnessRacing



RISE Digital, Harness Racing Australia nor the provider accepts any responsibility for the completeness or accuracy of any of the information contained herein, and makes no representations about its suitability for any particular purpose. Users should make their own judgements about those matters and/or seek independent advice. You assume all risks associated with use of data provided on this page

Gloucester Park Race 4 Distance 2130m

Friday, 30 May 2025

Gross Time: 2:36.80

MileRate: 1:58.50

LeadTime: 39.10s

First Qtr: 32.40s

Second Qtr: 30.10s

Third Qtr: 27.10s


Fourth Qtr: 28.10s

DATA TABLE: 800 / 400 Posi's are position from leader and (how wide the horse was at that position)

NoHorse	Plc	Mar	800 Posi	400 Posi	Time	3rd Qtr	4th Qt
1 Sugar Apple	1	0.0m	0.0m (0)	0.0m (0)	2:36.80	27.10s	28.10s
2 Whataretheodds	2	1.4m	4.5m (0)	4.1m (0)	2:36.90	27.08s	27.92s
5 Arma Xfactor	3	3.9m	0.0m (1)	2.1m (1)	2:37.09	27.24s	28.25s
4 Flying Rumour	4	5.9m	8.9m (0)	8.2m (0)	2:37.24	27.06s	27.98s
10 Golden Lode	5	6.9m	2.1m (2)	4.1m (2)	2:37.31	27.24s	28.33s
3 Montana D J	6	7.8m	3.9m (1)	5.7m (1)	2:37.38	27.23s	28.28s
6 Alcopony	7	8.4m	14.0m (0)	12.8m (0)	2:37.42	27.04s	27.84s
8 The Miki Taker	8	11.6m	8.3m (1)	10.5m (1)	2:37.66	27.26s	28.23s
9 Prince Of Pleasure	9	15.3m	6.2m (2)	8.6m (2)	2:37.93	27.27s	28.64s
7 Talks Up A Storm	10	19.2m	10.7m (2)	12.9m (2)	2:38.22	27.26s	28.63s

Finish Position and metres gained

First Arrow shows distance gain/loss from 2nd Qtr to 3rd Qtr,
Second Arrow shows distance gain/loss from 3rd Qtr to Finish
Blue arrow indicates best gain in these quarters.



Visual positions in race at 2nd Quarter



Visual positions in race at 3rd Quarter

Gloucester Park Race 5 Distance 2130m

Friday, 30 May 2025

Gross Time: 2:34.70 MileRate: 1:56.90 LeadTime: 35.80s First Qtr: 31.70s Second Qtr: 30.10s Third Qtr: 27.80s Fourth Qtr: 29.30s

DATA TABLE: 800 / 400 Posi's are position from leader and (how wide the horse was at that position)

NoHorse	Plc	Mar	800 Posi	400 Posi	Time	3rd Qtr	4th Qt
8 Lion Queen	1	0.0m	1.5m (1)	0.0m (1)	2:34.70	27.70s	29.30s
5 Lenora Jane	2	1.6m	17.4m (0)	15.8m (0)	2:34.82	27.72s	28.30s
6 Our Lililou	3	5.0m	4.6m (0)	4.5m (1)	2:35.08	27.80s	29.37s
3 Relatively Arma	4	6.9m	0.0m (0)	0.5m (0)	2:35.23	27.84s	29.79s
10 Pushbutton Rock	5	7.4m	12.7m (0)	11.0m (0)	2:35.27	27.70s	29.09s
2 Hunt The Magic	6	8.9m	8.7m (0)	8.5m (1)	2:35.38	27.80s	29.38s
7 Manea	7	14.4m	14.5m (1)	14.9m (1)	2:35.81	27.86s	29.35s
4 Jackie Daniels	8	17.6m	10.1m (1)	10.2m (2)	2:36.05	27.82s	29.93s
11 Ambitsiya	9	17.9m	6.4m (1)	5.4m (2)	2:36.08	27.74s	30.30s

Finish Position and metres gained

First Arrow shows distance gain/loss from 2nd Qtr to 3rd Qtr,
Second Arrow shows distance gain/loss from 3rd Qtr to Finish
Blue arrow indicates best gain in these quarters.



800

Visual positions in race at 2nd Quarter



400

Visual positions in race at 3rd Quarter



Powered by



Harness Analyser

Sectional Analysis Software

Not just form | Free Trial

www.facebook.com/PJHarnessRacing



RISE Digital, Harness Racing Australia nor the provider accepts any responsibility for the completeness or accuracy of any of the information contained herein, and makes no representations about its suitability for any particular purpose. Users should make their own judgements about those matters and/or seek independent advice. You assume all risks associated with use of data provided on this page

Gloucester Park Race 6 Distance 2130m

Friday, 30 May 2025

Gross Time: 2:33.40

MileRate: 1:55.90

LeadTime: 37.60s

First Qtr: 31.00s

Second Qtr: 29.40s

Third Qtr: 27.80s

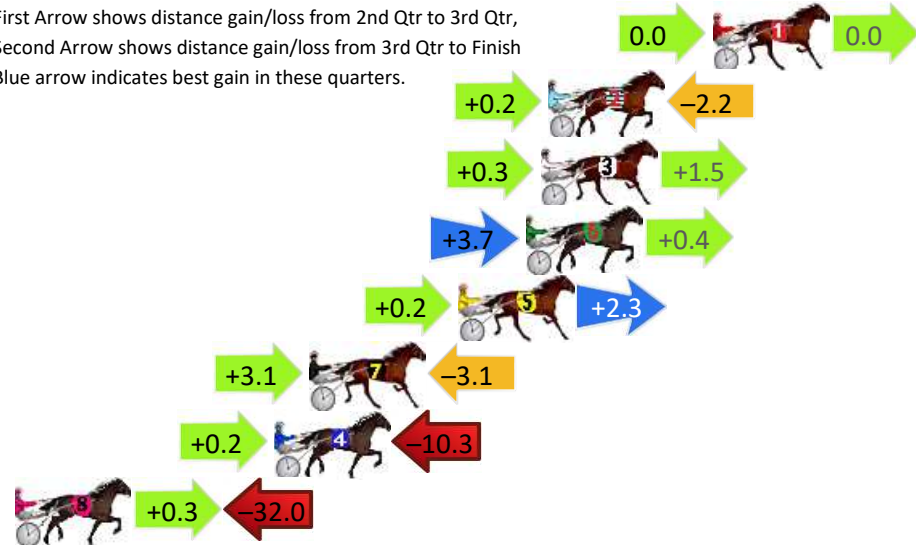
Fourth Qtr: 27.60s

DATA TABLE: 800 / 400 Posi's are position from leader and (how wide the horse was at that position)

No	Horse	Plc	Mar	800 Posi	400 Posi	Time	3rd Qtr	4th Qt
1	Heavenly Gipsy	1	0.0m	0.0m (0)	0.0m (0)	2:33.40	27.80s	27.60s
2	Chilli Punter	2	6.6m	4.6m (0)	4.4m (0)	2:33.88	27.78s	27.78s
3	Heavenly Wage	3	6.9m	8.7m (0)	8.4m (0)	2:33.90	27.78s	27.52s
6	All Is Well	4	7.5m	11.6m (1)	7.9m (2)	2:33.94	27.54s	27.60s
5	Spudmeister	5	10.2m	12.7m (0)	12.5m (0)	2:34.14	27.78s	27.48s
7	Faster Than Dad	6	16.2m	16.2m (1)	13.1m (1)	2:34.58	27.58s	27.87s
4	Dark Eyes	7	17.6m	7.5m (1)	7.3m (1)	2:34.68	27.78s	28.38s
8	Tualou	8	35.2m	3.5m (1)	3.2m (1)	2:35.96	27.78s	29.93s

Finish Position and metres gained

First Arrow shows distance gain/loss from 2nd Qtr to 3rd Qtr,
Second Arrow shows distance gain/loss from 3rd Qtr to Finish
Blue arrow indicates best gain in these quarters.



800

Visual positions in race at 2nd Quarter



400

Visual positions in race at 3rd Quarter



Powered by



Harness Analyser

Sectional Analysis Software

Not just form | Free Trial

www.facebook.com/PJHarnessRacing



RISE Digital, Harness Racing Australia nor the provider accepts any responsibility for the completeness or accuracy of any of the information contained herein, and makes no representations about its suitability for any particular purpose. Users should make their own judgements about those matters and/or seek independent advice. You assume all risks associated with use of data provided on this page

Gloucester Park Race 7 Distance 2503m

Friday, 30 May 2025

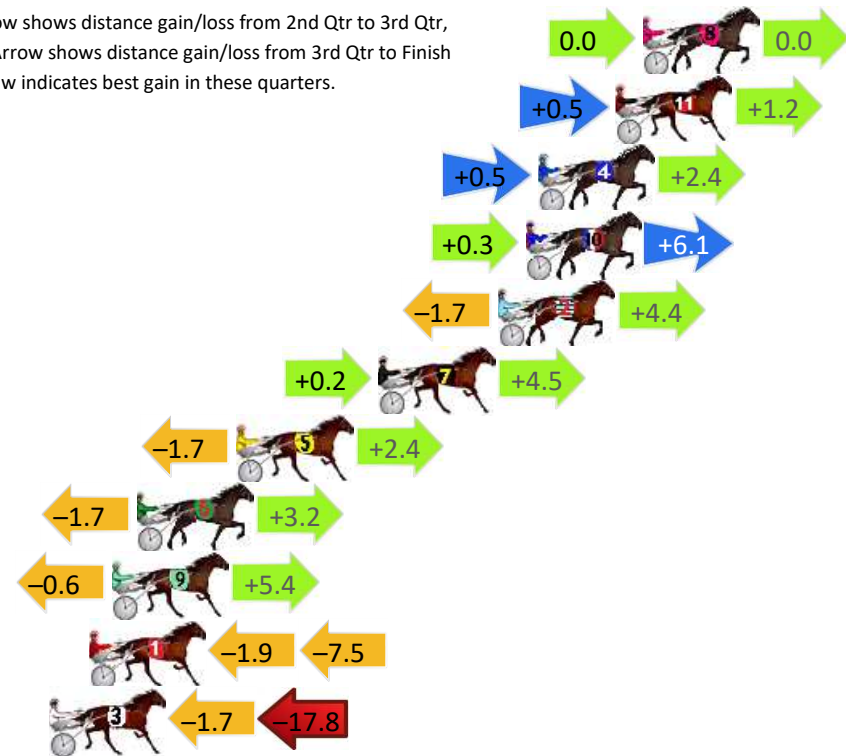
Gross Time: 3:09.40 MileRate: 2:00.80 LeadTime: 70.20s First Qtr: 31.80s Second Qtr: 30.60s Third Qtr: 28.40s Fourth Qtr: 28.40s

DATA TABLE: 800 / 400 Posi's are position from leader and (how wide the horse was at that position)

NoHorse	Plc	Mar	800 Posi	400 Posi	Time	3rd Qtr	4th Qt
8 My Silver Spoon	1	0.0m	0.0m (0)	0.0m (0)	3:09.40	28.40s	28.40s
11 Dawson	2	1.1m	2.8m (1)	2.3m (1)	3:09.48	28.36s	28.32s
4 Malakie	3	4.2m	7.1m (1)	6.6m (1)	3:09.71	28.36s	28.25s
10 Twobob Cracker	4	4.7m	11.1m (1)	10.8m (1)	3:09.75	28.38s	27.99s
2 Yankee Lincoln	5	5.8m	8.5m (0)	10.2m (0)	3:09.83	28.52s	28.11s
7 Tartan Robyn	6	10.6m	15.3m (1)	15.1m (1)	3:10.19	28.38s	28.13s
5 Gee Smith	7	16.3m	17.0m (0)	18.7m (0)	3:10.62	28.52s	28.30s
6 Jill Mach	8	20.3m	21.8m (0)	23.5m (0)	3:10.91	28.52s	28.25s
9 Feeling Aces	9	21.3m	26.1m (0)	26.7m (1)	3:10.99	28.44s	28.11s
1 Doctor Steve	10	22.2m	12.8m (0)	14.7m (0)	3:11.06	28.54s	29.02s
3 Lonestar Warrior	11	23.8m	4.3m (0)	6.0m (0)	3:11.18	28.52s	29.76s

Finish Position and metres gained

First Arrow shows distance gain/loss from 2nd Qtr to 3rd Qtr,
Second Arrow shows distance gain/loss from 3rd Qtr to Finish
Blue arrow indicates best gain in these quarters.



800

Visual positions in race at 2nd Quarter



400

Visual positions in race at 3rd Quarter



Powered by
PJ Harness Analyser

Sectional Analysis Software
Not just form | Free Trial



www.facebook.com/PJHarnessRacing

RISE Digital, Harness Racing Australia nor the provider accepts any responsibility for the completeness or accuracy of any of the information contained herein, and makes no representations about its suitability for any particular purpose. Users should make their own judgements about those matters and/or seek independent advice. You assume all risks associated with use of data provided on this page

Gloucester Park Race 8 Distance 2130m

Friday, 30 May 2025

Gross Time: 2:39.10

MileRate: 2:00.20

LeadTime: 39.60s

First Qtr: 32.40s

Second Qtr: 29.90s

Third Qtr: 28.70s


Fourth Qtr: 28.50s

DATA TABLE: 800 / 400 Posi's are position from leader and (how wide the horse was at that position)

No	Horse	Plc	Mar	800 Posi	400 Posi	Time	3rd Qtr	4th Qt
1	Xcite Me	1	0.0m	0.0m (0)	0.0m (0)	2:39.10	28.70s	28.50s
2	Minor Catastrophe	2	5.6m	4.2m (0)	4.2m (0)	2:39.52	28.70s	28.62s
6	En Pariant Sur	3	6.4m	2.0m (1)	0.9m (1)	2:39.58	28.62s	28.92s
9	Kurious Boy	4	7.6m	10.4m (1)	10.4m (1)	2:39.67	28.70s	28.33s
7	Swagger Man	5	7.9m	14.6m (1)	13.0m (2)	2:39.69	28.58s	28.17s
4	Apologize	6	8.1m	6.2m (1)	5.7m (1)	2:39.71	28.66s	28.70s
3	Fireplay	7	9.1m	8.1m (0)	7.9m (0)	2:39.78	28.68s	28.62s
5	Valhalla Miss	8	11.0m	12.1m (0)	12.1m (0)	2:39.92	28.70s	28.46s
8	Beyond Bling	9	12.8m	16.5m (0)	14.7m (1)	2:40.06	28.56s	28.42s

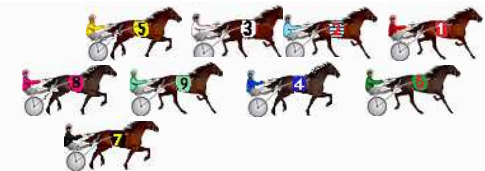
Finish Position and metres gained

First Arrow shows distance gain/loss from 2nd Qtr to 3rd Qtr,
Second Arrow shows distance gain/loss from 3rd Qtr to Finish
Blue arrow indicates best gain in these quarters.



800

Visual positions in race at 2nd Quarter



400

Visual positions in race at 3rd Quarter



Powered by



Harness Analyser

Sectional Analysis Software

Not just form | Free Trial

www.facebook.com/PJHarnessRacing



RISE Digital, Harness Racing Australia nor the provider accepts any responsibility for the completeness or accuracy of any of the information contained herein, and makes no representations about its suitability for any particular purpose. Users should make their own judgements about those matters and/or seek independent advice. You assume all risks associated with use of data provided on this page

Gloucester Park Race 9 Distance 2130m

Friday, 30 May 2025


Gross Time: 2:35.20 MileRate: 1:57.20 LeadTime: 37.20s First Qtr: 31.20s Second Qtr: 30.00s Third Qtr: 28.50s Fourth Qtr: 28.30s

DATA TABLE: 800 / 400 Posi's are position from leader and (how wide the horse was at that position)

NoHorse	Plc	Mar	800 Posi	400 Posi	Time	3rd Qtr	4th Qt
2 Last Hard Copy	1	0.0m	0.0m (0)	0.0m (0)	2:35.20	28.50s	28.30s
1 When In Vegas	2	4.9m	4.2m (0)	3.7m (0)	2:35.56	28.46s	28.40s
6 Ruby Lou	3	10.2m	7.3m (1)	3.2m (1)	2:35.96	28.20s	28.84s
3 Captain Said So	4	13.5m	8.2m (0)	7.9m (0)	2:36.20	28.48s	28.74s
5 Captain Paprika	5	18.3m	16.1m (0)	13.6m (1)	2:36.56	28.32s	28.70s
4 Shes All Go	6	19.3m	12.4m (0)	15.9m (0)	2:36.64	28.74s	28.62s
7 Seaside Magic	7	21.3m	12.1m (1)	7.4m (1)	2:36.78	28.16s	29.36s

Finish Position and metres gained

First Arrow shows distance gain/loss from 2nd Qtr to 3rd Qtr,
Second Arrow shows distance gain/loss from 3rd Qtr to Finish
Blue arrow indicates best gain in these quarters.



800

Visual positions in race at 2nd Quarter



400

Visual positions in race at 3rd Quarter



Powered by



Harness Analyser

Sectional Analysis Software

Not just form | Free Trial

www.facebook.com/PJHarnessRacing



RISE Digital, Harness Racing Australia nor the provider accepts any responsibility for the completeness or accuracy of any of the information contained herein, and makes no representations about its suitability for any particular purpose. Users should make their own judgements about those matters and/or seek independent advice. You assume all risks associated with use of data provided on this page

Gloucester Park Race 10 Distance 1730m

Friday, 30 May 2025

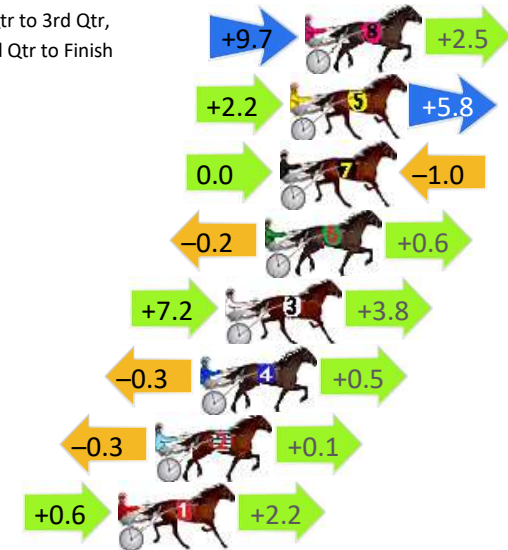
Gross Time: 2:03.70 MileRate: 1:55.00 LeadTime: 7.60s First Qtr: 28.20s Second Qtr: 29.70s Third Qtr: 29.00s Fourth Qtr: 29.20s

DATA TABLE: 800 / 400 Posi's are position from leader and (how wide the horse was at that position)

NoHorse	Plc	Mar	800 Posi	400 Posi	Time	3rd Qtr	4th Qt
8 Menemsha	1	0.0m	12.2m (1)	2.5m (2)	2:03.70	28.30s	29.02s
5 Thelittle Master	2	0.6m	8.6m (1)	6.4m (2)	2:03.75	28.84s	28.78s
7 My Watchlist	3	1.0m	0.0m (1)	0.0m (1)	2:03.78	29.00s	29.28s
6 Vegas Strip	4	1.6m	2.0m (0)	2.2m (0)	2:03.82	29.02s	29.16s
3 Rock Me Over	5	3.2m	14.2m (0)	7.0m (3)	2:03.95	28.48s	28.94s
4 Codename Marcus	6	4.2m	4.4m (1)	4.7m (1)	2:04.02	29.02s	29.18s
2 Eldaytona	7	6.0m	5.8m (0)	6.1m (0)	2:04.16	29.02s	29.22s
1 Beat The Bank	8	7.5m	10.3m (0)	9.7m (1)	2:04.27	28.96s	29.07s

Finish Position and metres gained

First Arrow shows distance gain/loss from 2nd Qtr to 3rd Qtr,
Second Arrow shows distance gain/loss from 3rd Qtr to Finish
Blue arrow indicates best gain in these quarters.



800

Visual positions in race at 2nd Quarter



400

Visual positions in race at 3rd Quarter



Powered by



Harness Analyser

Sectional Analysis Software

Not just form | Free Trial

www.facebook.com/PJHarnessRacing



RISE Digital, Harness Racing Australia nor the provider accepts any responsibility for the completeness or accuracy of any of the information contained herein, and makes no representations about its suitability for any particular purpose. Users should make their own judgements about those matters and/or seek independent advice. You assume all risks associated with use of data provided on this page