

# Gloucester Park Race 1 Distance 2130m

Tuesday, 27 May 2025


Gross Time: 2:36.60 MileRate: 1:58.30 LeadTime: 37.80s First Qtr: 32.00s Second Qtr: 29.00s Third Qtr: 29.30s Fourth Qtr: 28.50s

DATA TABLE: 800 / 400 Posi's are position from leader and (how wide the horse was at that position)

No	Horse	Plc	Mar	800 Posi	400 Posi	Time	3rd Qtr	4th Qt
8	Rox The World	1	0.0m	2.5m (1)	2.8m (1)	2:36.60	29.32s	28.30s
4	Tantabiddi	2	0.7m	6.4m (1)	6.7m (1)	2:36.65	29.32s	28.07s
1	Alta Freeway	3	4.4m	4.2m (0)	5.6m (0)	2:36.93	29.40s	28.43s
5	Smokeys Shadow	4	5.1m	14.7m (1)	12.0m (2)	2:36.98	29.10s	28.02s
9	Greatgreat Boulder	5	6.0m	0.0m (0)	0.0m (0)	2:37.05	29.30s	28.95s
2	Kolisi	6	8.5m	8.6m (0)	9.5m (0)	2:37.24	29.36s	28.46s
6	Alfa Prince	7	12.3m	10.6m (1)	10.9m (1)	2:37.52	29.32s	28.64s
7	Mister Linton	8	12.5m	12.8m (0)	13.9m (0)	2:37.54	29.38s	28.44s
3	I See Fire	9	22.2m	16.9m (0)	18.1m (1)	2:38.26	29.38s	28.86s

## Finish Position and metres gained

First Arrow shows distance gain/loss from 2nd Qtr to 3rd Qtr,  
Second Arrow shows distance gain/loss from 3rd Qtr to Finish  
Blue arrow indicates best gain in these quarters.



800

Visual positions in race at 2nd Quarter



400

Visual positions in race at 3rd Quarter



Powered by



Harness Analyser

Sectional Analysis Software

Not just form | Free Trial

[www.facebook.com/PJHarnessRacing](http://www.facebook.com/PJHarnessRacing)



RISE Digital, Harness Racing Australia nor the provider accepts any responsibility for the completeness or accuracy of any of the information contained herein, and makes no representations about its suitability for any particular purpose. Users should make their own judgements about those matters and/or seek independent advice. You assume all risks associated with use of data provided on this page

# Gloucester Park Race 2 Distance 2130m

Tuesday, 27 May 2025

Gross Time: 2:37.30

MileRate: 1:58.90

LeadTime: 36.90s

First Qtr: 30.30s

Second Qtr: 30.60s

Third Qtr: 29.90s

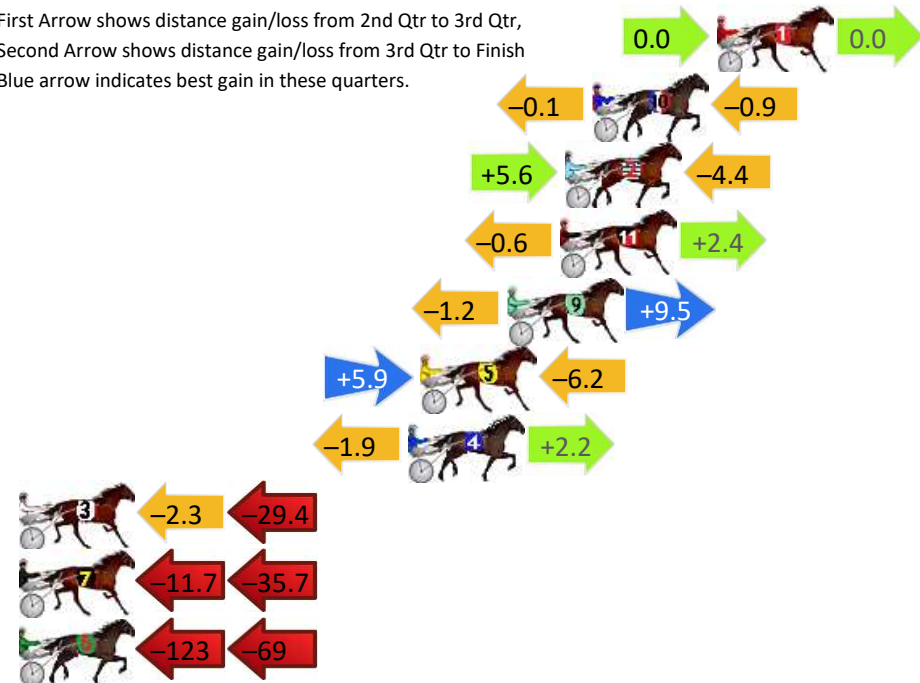
Fourth Qtr: 29.60s

DATA TABLE: 800 / 400 Posi's are position from leader and (how wide the horse was at that position)

No	Horse	Plc	Mar	800 Posi	400 Posi	Time	3rd Qtr	4th Qt
1	Ultimate Event	1	0.0m	0.0m (0)	0.0m (0)	2:37.30	29.90s	29.60s
10	My Salina	2	5.0m	4.0m (0)	4.1m (0)	2:37.69	29.90s	29.69s
2	Autumn Lady	3	6.1m	7.3m (2)	1.7m (1)	2:37.77	29.48s	29.95s
11	Elvira Jane	4	6.3m	8.1m (0)	8.7m (0)	2:37.79	29.94s	29.45s
9	Miss Vincenza	5	8.4m	16.7m (0)	17.9m (3)	2:37.95	29.99s	28.93s
5	Shecanplay	6	11.9m	11.6m (2)	5.7m (1)	2:38.22	29.46s	30.10s
4	Star Pocket	7	12.4m	12.7m (0)	14.6m (0)	2:38.26	30.04s	29.48s
3	American Typhoon	8	47.0m	15.3m (1)	17.6m (2)	2:40.95	30.06s	31.94s
7	Lyca Fantasy	9	54.1m	6.7m (1)	18.4m (1)	2:41.50	30.76s	32.44s
6	Graceful Shark	10	201.4m	11.0m (1)	133.1m (1)	2:52.93	38.92s	35.38s

## Finish Position and metres gained

First Arrow shows distance gain/loss from 2nd Qtr to 3rd Qtr,  
Second Arrow shows distance gain/loss from 3rd Qtr to Finish  
Blue arrow indicates best gain in these quarters.



800

Visual positions in race at 2nd Quarter



400

Visual positions in race at 3rd Quarter



Powered by



Harness Analyser

Sectional Analysis Software

Not just form | Free Trial

[www.facebook.com/PJHarnessRacing](http://www.facebook.com/PJHarnessRacing)



RISE Digital, Harness Racing Australia nor the provider accepts any responsibility for the completeness or accuracy of any of the information contained herein, and makes no representations about its suitability for any particular purpose. Users should make their own judgements about those matters and/or seek independent advice. You assume all risks associated with use of data provided on this page

# Gloucester Park Race 3 Distance 2130m

Tuesday, 27 May 2025

Gross Time: 2:36.30

MileRate: 1:58.10

LeadTime: 36.80s

First Qtr: 30.20s

Second Qtr: 29.60s

Third Qtr: 29.80s


Fourth Qtr: 29.90s

DATA TABLE: 800 / 400 Posi's are position from leader and (how wide the horse was at that position)

NoHorse	Plc	Mar	800 Posi	400 Posi	Time	3rd Qtr	4th Qt
3 Xcite Me	1	0.0m	0.0m (0)	0.0m (0)	2:36.30	29.80s	29.90s
9 Beyond Bling	2	1.1m	19.3m (1)	18.4m (2)	2:36.39	29.74s	28.62s
4 Candy Apple	3	4.2m	6.8m (1)	8.4m (2)	2:36.63	29.92s	29.60s
8 Trois Fontaine	4	5.8m	15.5m (2)	7.1m (3)	2:36.75	29.19s	29.83s
7 Alfredi	5	7.1m	11.4m (2)	4.4m (2)	2:36.86	29.28s	30.13s
1 Sporting Grace	6	10.3m	4.6m (0)	4.1m (0)	2:37.11	29.76s	30.41s
10 Lets Rock Tonight	7	10.7m	13.3m (0)	13.2m (1)	2:37.14	29.80s	29.76s
2 Sub Mariner	8	12.9m	9.0m (0)	8.4m (0)	2:37.31	29.76s	30.29s
11 Johnny Lombo	9	14.9m	17.7m (0)	17.5m (1)	2:37.47	29.80s	29.77s
12 Valhalla Miss	10	19.1m	10.9m (1)	13.5m (2)	2:37.80	30.00s	30.39s
5 Kinsaabi	11	29.6m	15.0m (1)	14.6m (3)	2:38.62	29.78s	31.13s
6 Get Ya Bets On	12	37.2m	2.7m (1)	6.0m (1)	2:39.21	30.04s	32.37s

## Finish Position and metres gained

First Arrow shows distance gain/loss from 2nd Qtr to 3rd Qtr,  
Second Arrow shows distance gain/loss from 3rd Qtr to Finish  
Blue arrow indicates best gain in these quarters.



800

Visual positions in race at 2nd Quarter



400

Visual positions in race at 3rd Quarter



Powered by



Harness Analyser

Sectional Analysis Software

Not just form | Free Trial

[www.facebook.com/PJHarnessRacing](http://www.facebook.com/PJHarnessRacing)



RISE Digital, Harness Racing Australia nor the provider accepts any responsibility for the completeness or accuracy of any of the information contained herein, and makes no representations about its suitability for any particular purpose. Users should make their own judgements about those matters and/or seek independent advice. You assume all risks associated with use of data provided on this page

# Gloucester Park Race 4 Distance 2130m

Tuesday, 27 May 2025

Gross Time: 2:34.50

MileRate: 1:56.70

LeadTime: 36.70s

First Qtr: 30.50s

Second Qtr: 29.70s

Third Qtr: 28.70s


Fourth Qtr: 28.90s

DATA TABLE: 800 / 400 Posi's are position from leader and (how wide the horse was at that position)

NoHorse	Plc	Mar	800 Posi	400 Posi	Time	3rd Qtr	4th Qt
1 Acuto	1	0.0m	0.6m (0)	0.0m (0)	2:34.50	28.66s	28.90s
10 Bet On The River	2	0.0m	4.8m (0)	4.2m (0)	2:34.50	28.66s	28.60s
4 Trouble Supreme	3	3.7m	9.0m (0)	9.5m (0)	2:34.78	28.74s	28.50s
9 Major Jay	4	4.7m	12.9m (0)	13.4m (0)	2:34.86	28.74s	28.30s
7 Rellim	5	7.8m	17.4m (1)	12.6m (2)	2:35.09	28.36s	28.59s
3 Manhattan Moon	6	8.4m	4.5m (1)	5.6m (1)	2:35.14	28.78s	29.14s
2 Kingseat	7	9.1m	0.0m (1)	0.6m (1)	2:35.19	28.74s	29.55s
5 Alwaysbfrank	8	11.5m	12.6m (1)	11.8m (1)	2:35.37	28.64s	28.93s
6 Elwaddell	9	12.7m	8.7m (1)	4.8m (2)	2:35.46	28.42s	29.52s
8 Im Lord Logan	10	18.9m	20.8m (2)	8.7m (2)	2:35.93	27.84s	29.71s


## Finish Position and metres gained

First Arrow shows distance gain/loss from 2nd Qtr to 3rd Qtr,  
Second Arrow shows distance gain/loss from 3rd Qtr to Finish  
Blue arrow indicates best gain in these quarters.



800

Visual positions in race at 2nd Quarter



400

Visual positions in race at 3rd Quarter



Powered by



Harness Analyser

Sectional Analysis Software

Not just form | Free Trial

[www.facebook.com/PJHarnessRacing](http://www.facebook.com/PJHarnessRacing)



RISE Digital, Harness Racing Australia nor the provider accepts any responsibility for the completeness or accuracy of any of the information contained herein, and makes no representations about its suitability for any particular purpose. Users should make their own judgements about those matters and/or seek independent advice. You assume all risks associated with use of data provided on this page



# Gloucester Park Race 5 Distance 2130m

Tuesday, 27 May 2025

Gross Time: 2:37.60

MileRate: 1:59.10

LeadTime: 38.40s

First Qtr: 31.20s

Second Qtr: 30.60s

Third Qtr: 29.00s


Fourth Qtr: 28.40s

DATA TABLE: 800 / 400 Posi's are position from leader and (how wide the horse was at that position)

No	Horse	Plc	Mar	800 Posi	400 Posi	Time	3rd Qtr	4th Qt
1	Her Presence	1	0.0m	0.0m (0)	0.0m (0)	2:37.60	29.00s	28.40s
9	Tommy Price	2	5.5m	4.4m (0)	4.2m (0)	2:38.01	28.98s	28.51s
11	Luke Attack	3	8.8m	12.2m (0)	12.9m (0)	2:38.26	29.04s	28.14s
10	Keayang Jigsaw	4	9.1m	8.3m (0)	8.1m (0)	2:38.28	28.98s	28.50s
5	Strike Master	5	10.6m	1.1m (1)	2.8m (1)	2:38.39	29.12s	28.99s
6	Alfa Princess	6	16.8m	16.9m (0)	18.2m (0)	2:38.85	29.08s	28.35s
8	Lenora Jane	7	18.4m	22.2m (1)	23.0m (1)	2:38.97	29.04s	28.13s
2	Bonstar	8	19.4m	9.2m (1)	12.7m (1)	2:39.05	29.24s	28.95s
7	Priddah	9	22.9m	21.6m (0)	23.6m (0)	2:39.31	29.12s	28.43s
3	Blue Blazer	10	23.3m	13.0m (1)	16.3m (1)	2:39.34	29.22s	28.98s
12	Rajah Rocks	11	24.4m	17.8m (1)	18.8m (2)	2:39.42	29.06s	28.88s
4	Sonic Chip	12	34.3m	5.3m (1)	7.9m (1)	2:40.16	29.18s	30.40s

## Finish Position and metres gained

First Arrow shows distance gain/loss from 2nd Qtr to 3rd Qtr,  
Second Arrow shows distance gain/loss from 3rd Qtr to Finish  
Blue arrow indicates best gain in these quarters.



800

Visual positions in race at 2nd Quarter



400

Visual positions in race at 3rd Quarter



Powered by  
**PJ**

**Harness Analyser**

Sectional Analysis Software  
Not just form | Free Trial



[www.facebook.com/PJHarnessRacing](http://www.facebook.com/PJHarnessRacing)

RISE Digital, Harness Racing Australia nor the provider accepts any responsibility for the completeness or accuracy of any of the information contained herein, and makes no representations about its suitability for any particular purpose. Users should make their own judgements about those matters and/or seek independent advice. You assume all risks associated with use of data provided on this page

# Gloucester Park Race 6 Distance 2130m

Tuesday, 27 May 2025

Gross Time: 2:38.30

MileRate: 1:59.60

LeadTime: 36.80s

First Qtr: 31.00s

Second Qtr: 30.60s

Third Qtr: 29.40s


Fourth Qtr: 30.50s

DATA TABLE: 800 / 400 Posi's are position from leader and (how wide the horse was at that position)

No	Horse	Plc	Mar	800 Posi	400 Posi	Time	3rd Qtr	4th Qt
11	Big Bozz	1	0.0m	3.6m (2)	0.8m (2)	2:38.30	29.20s	30.44s
3	Sweetdream Trunkey	2	1.2m	0.0m (1)	0.0m (1)	2:38.40	29.40s	30.60s
12	Jiliby Jake	3	3.9m	8.8m (1)	8.9m (2)	2:38.61	29.42s	30.15s
5	Zuede	4	4.7m	17.5m (0)	18.5m (0)	2:38.68	29.50s	29.50s
8	Sunpatra	5	6.0m	8.2m (2)	4.9m (2)	2:38.78	29.16s	30.62s
1	Lucy Victoria	6	8.6m	4.9m (0)	6.2m (0)	2:38.99	29.50s	30.73s
4	Idealincider	7	9.4m	13.4m (0)	15.4m (1)	2:39.05	29.57s	30.10s
6	Doctor Steve	8	12.8m	14.8m (1)	12.1m (1)	2:39.32	29.22s	30.62s
10	Pacific Eagle	9	13.1m	9.6m (0)	12.1m (0)	2:39.35	29.60s	30.65s
2	Straunys Sister	10	14.6m	0.8m (0)	1.9m (0)	2:39.47	29.48s	31.53s
9	Carmela Domenica	11	24.2m	21.4m (0)	16.4m (2)	2:40.23	29.06s	31.21s
7	Sonic Seelster	12	26.7m	4.4m (1)	5.9m (1)	2:40.43	29.52s	32.19s

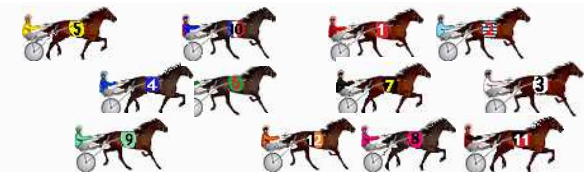
## Finish Position and metres gained

First Arrow shows distance gain/loss from 2nd Qtr to 3rd Qtr,  
Second Arrow shows distance gain/loss from 3rd Qtr to Finish  
Blue arrow indicates best gain in these quarters.



800

Visual positions in race at 2nd Quarter



400

Visual positions in race at 3rd Quarter



Powered by



Harness Analyser

Sectional Analysis Software

Not just form | Free Trial

[www.facebook.com/PJHarnessRacing](http://www.facebook.com/PJHarnessRacing)



RISE Digital, Harness Racing Australia nor the provider accepts any responsibility for the completeness or accuracy of any of the information contained herein, and makes no representations about its suitability for any particular purpose. Users should make their own judgements about those matters and/or seek independent advice. You assume all risks associated with use of data provided on this page

# Gloucester Park Race 7 Distance 2130m

Tuesday, 27 May 2025

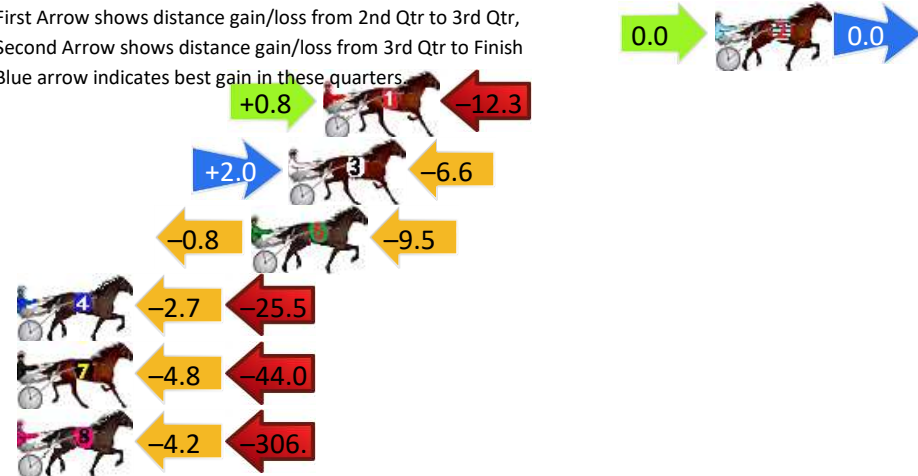
Gross Time: 2:37.80 MileRate: 1:59.20 LeadTime: 38.30s First Qtr: 31.90s Second Qtr: 30.70s Third Qtr: 29.10s Fourth Qtr: 27.80s

DATA TABLE: 800 / 400 Posi's are position from leader and (how wide the horse was at that position)

NoHorse	Plc	Mar	800 Posi	400 Posi	Time	3rd Qtr	4th Qt
2 Pinjarra Rocks	1	0.0m	0.0m (0)	0.0m (0)	2:37.80	29.10s	27.80s
1 Agent Andy	2	15.7m	4.2m (0)	3.4m (1)	2:38.95	29.04s	28.71s
3 Poppys Last Dance	3	17.1m	12.5m (0)	10.5m (0)	2:39.05	28.94s	28.31s
6 Prince Of Tribeca	4	18.6m	8.3m (0)	9.1m (1)	2:39.16	29.15s	28.51s
4 Azione	5	30.7m	2.5m (1)	5.2m (2)	2:40.04	29.28s	29.68s
7 Repossession	6	55.4m	6.6m (1)	11.4m (2)	2:41.85	29.42s	31.05s
8 Basinghall	7	321.7m	11.1m (1)	15.3m (1)	3:01.32	29.38s	50.24s

## Finish Position and metres gained

First Arrow shows distance gain/loss from 2nd Qtr to 3rd Qtr,  
Second Arrow shows distance gain/loss from 3rd Qtr to Finish  
Blue arrow indicates best gain in these quarters



800

Visual positions in race at 2nd Quarter



400

Visual positions in race at 3rd Quarter



Powered by



Harness Analyser

Sectional Analysis Software

Not just form | Free Trial

[www.facebook.com/PJHarnessRacing](http://www.facebook.com/PJHarnessRacing)



RISE Digital, Harness Racing Australia nor the provider accepts any responsibility for the completeness or accuracy of any of the information contained herein, and makes no representations about its suitability for any particular purpose. Users should make their own judgements about those matters and/or seek independent advice. You assume all risks associated with use of data provided on this page

# Gloucester Park Race 8 Distance 2130m

Tuesday, 27 May 2025


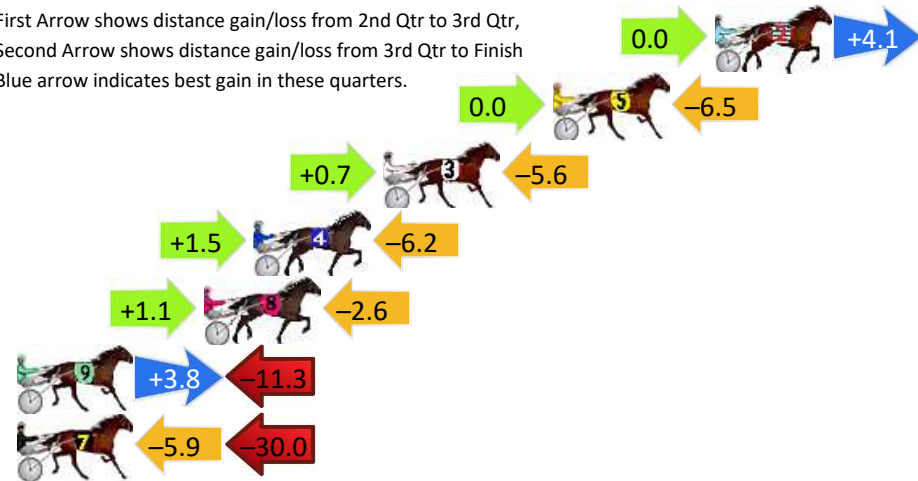
Gross Time: 2:38.70 MileRate: 1:59.90 LeadTime: 37.40s First Qtr: 32.50s Second Qtr: 30.10s Third Qtr: 29.70s Fourth Qtr: 29.00s

DATA TABLE: 800 / 400 Posi's are position from leader and (how wide the horse was at that position)

NoHorse	Plc	Mar	800 Posi	400 Posi	Time	3rd Qtr	4th Qt
2 Diamond Bay	1	0.0m	4.1m (0)	4.1m (0)	2:38.70	29.70s	28.70s
5 Our Sweet Poppy	2	6.5m	0.0m (0)	0.0m (0)	2:39.19	29.70s	29.49s
3 Cara Diana	3	13.3m	8.4m (0)	7.7m (0)	2:39.71	29.64s	29.45s
4 Twoheartonediamond	4	18.5m	13.8m (0)	12.3m (0)	2:40.11	29.58s	29.51s
8 Bartlett	5	20.5m	19.0m (0)	17.9m (1)	2:40.26	29.60s	29.26s
9 Ziggy Vermeer	6	32.7m	25.2m (0)	21.4m (0)	2:41.19	29.40s	29.93s
7 Lowlands Beach Boy	7	43.2m	7.3m (1)	13.2m (1)	2:41.99	30.12s	31.33s

## Finish Position and metres gained

First Arrow shows distance gain/loss from 2nd Qtr to 3rd Qtr,  
Second Arrow shows distance gain/loss from 3rd Qtr to Finish  
Blue arrow indicates best gain in these quarters.



Visual positions in race at 2nd Quarter



Visual positions in race at 3rd Quarter



Powered by

PJ Harness Analyser

Sectional Analysis Software

Not just form | Free Trial

[www.facebook.com/PJHarnessRacing](https://www.facebook.com/PJHarnessRacing)



RISE Digital, Harness Racing Australia nor the provider accepts any responsibility for the completeness or accuracy of any of the information contained herein, and makes no representations about its suitability for any particular purpose. Users should make their own judgements about those matters and/or seek independent advice. You assume all risks associated with use of data provided on this page