

Narrogin Race 1 Distance 2242m

Saturday, 17 May 2025


Gross Time: 2:50.30 MileRate: 2:02.20 LeadTime: 46.00s First Qtr: 32.90s Second Qtr: 31.30s Third Qtr: 29.70s Fourth Qtr: 30.40s

DATA TABLE: 800 / 400 Posi's are position from leader and (how wide the horse was at that position)

NoHorse	Plc	Mar	800 Posi	400 Posi	Time	3rd Qtr	4th Qt
9 Swizzlestick	1	0.0m	14.4m (1)	6.4m (2)	2:50.30	29.11s	29.92s
7 Shes A Tiny Dancer	2	1.9m	10.4m (1)	7.2m (1)	2:50.45	29.47s	30.00s
5 My Sweet Addiction	3	2.4m	6.2m (1)	2.2m (2)	2:50.49	29.40s	30.42s
8 Major Class	4	3.2m	13.2m (0)	15.2m (1)	2:50.55	29.86s	29.49s
2 Im Grafter	5	16.0m	8.0m (0)	9.8m (0)	2:51.57	29.83s	30.87s
4 Im Boss	6	17.0m	2.2m (1)	0.4m (1)	2:51.65	29.55s	31.65s
10 Kopper Kote	7	18.4m	18.8m (1)	13.0m (2)	2:51.76	29.26s	30.81s
6 Sub Mariner	8	18.5m	17.2m (0)	11.2m (1)	2:51.77	29.25s	30.95s
1 Nevertellmetheodds	9	19.3m	0.0m (0)	0.0m (0)	2:51.84	29.68s	31.86s
3 Escapefromreality	10	22.8m	4.0m (0)	4.6m (0)	2:52.11	29.73s	31.78s

Finish Position and metres gained

First Arrow shows distance gain/loss from 2nd Qtr to 3rd Qtr, Second Arrow shows distance gain/loss from 3rd Qtr to Finish Blue arrow indicates best gain in these quarters.



800

Visual positions in race at 2nd Quarter



400

Visual positions in race at 3rd Quarter

Narrogin Race 2 Distance 2242m

Saturday, 17 May 2025

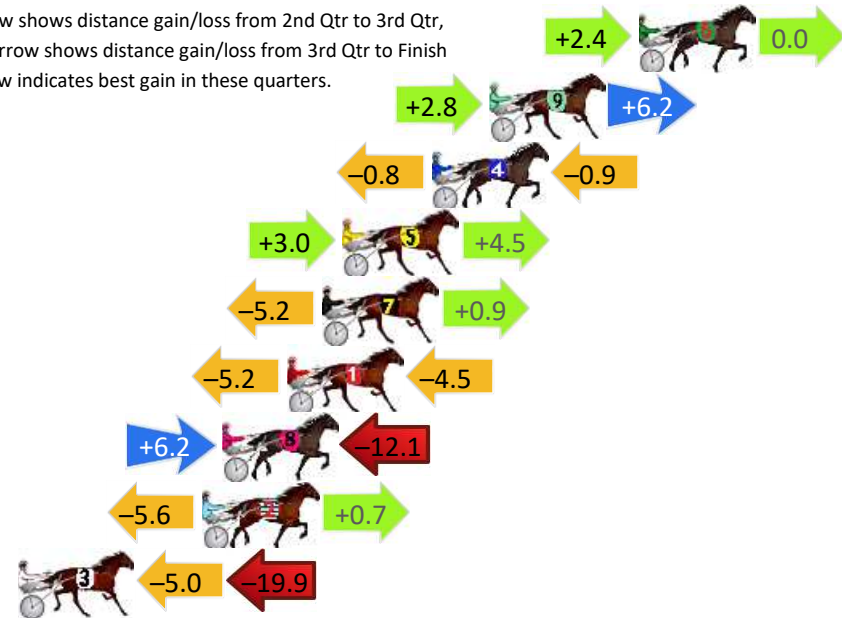
Gross Time: 2:51.70 MileRate: 2:03.30 LeadTime: 49.60s First Qtr: 33.60s Second Qtr: 30.80s Third Qtr: 29.20s Fourth Qtr: 28.50s

DATA TABLE: 800 / 400 Posi's are position from leader and (how wide the horse was at that position)

No	Horse	Plc	Mar	800 Posi	400 Posi	Time	3rd Qtr	4th Qt
6	Pushbutton Rock	1	0.0m	2.4m (1)	0.0m (0)	2:51.70	29.03s	28.50s
9	Shes A Mare	2	6.0m	15.0m (1)	12.2m (1)	2:52.15	28.99s	28.06s
4	Luci Kane	3	8.3m	6.6m (1)	7.4m (1)	2:52.32	29.26s	28.56s
5	Trois Fontaine	4	11.9m	19.4m (1)	16.4m (1)	2:52.59	28.98s	28.18s
7	Recover Lover	5	12.7m	8.4m (0)	13.6m (0)	2:52.65	29.57s	28.44s
1	Lucienne	6	14.1m	4.4m (0)	9.6m (0)	2:52.76	29.58s	28.82s
8	American Monarch	7	16.7m	10.8m (1)	4.6m (2)	2:52.95	28.77s	29.36s
2	Honour The Eagle	8	17.5m	12.6m (0)	18.2m (0)	2:53.01	29.60s	28.45s
3	Blockjorg	9	24.9m	0.0m (0)	5.0m (0)	2:53.56	29.58s	29.91s

Finish Position and metres gained

First Arrow shows distance gain/loss from 2nd Qtr to 3rd Qtr,
Second Arrow shows distance gain/loss from 3rd Qtr to Finish
Blue arrow indicates best gain in these quarters.



800

Visual positions in race at 2nd Quarter



400

Visual positions in race at 3rd Quarter



Powered by



Harness Analyser

Sectional Analysis Software

Not just form | Free Trial

www.facebook.com/PJHarnessRacing



RISE Digital, Harness Racing Australia nor the provider accepts any responsibility for the completeness or accuracy of any of the information contained herein, and makes no representations about its suitability for any particular purpose. Users should make their own judgements about those matters and/or seek independent advice. You assume all risks associated with use of data provided on this page

Narrogin Race 3 Distance 2242m

Saturday, 17 May 2025


Gross Time: 2:48.40 MileRate: 2:00.90 LeadTime: 47.40s First Qtr: 30.90s Second Qtr: 30.80s Third Qtr: 29.90s Fourth Qtr: 29.40s

DATA TABLE: 800 / 400 Posi's are position from leader and (how wide the horse was at that position)

No	Horse	Plc	Mar	800 Posi	400 Posi	Time	3rd Qtr	4th Qt
10	Ya Bettor Followme	1	0.0m	0.4m (0)	0.0m (0)	2:48.40	29.87s	29.40s
9	Smokeys Shadow	2	4.9m	16.6m (1)	8.4m (2)	2:48.78	29.29s	29.14s
5	Joey James	3	9.9m	4.4m (0)	4.0m (0)	2:49.16	29.87s	29.83s
6	Gold Horseshoe	4	17.0m	13.4m (2)	4.6m (2)	2:49.71	29.26s	30.31s
2	Second Amendment	5	23.4m	12.4m (0)	12.8m (0)	2:50.20	29.94s	30.17s
7	Kolisi	6	24.4m	0.0m (1)	4.2m (1)	2:50.28	30.22s	30.88s
1	Highly Flammable	7	26.6m	8.6m (0)	8.6m (0)	2:50.45	29.91s	30.72s
3	Keptain Courageous	8	26.8m	8.6m (1)	12.8m (1)	2:50.47	30.22s	30.42s
8	Get Ya Bets On	9	26.8m	12.6m (1)	14.0m (2)	2:50.47	30.01s	30.34s
4	Beach Captain	10	46.9m	4.6m (1)	9.0m (1)	2:52.02	30.25s	32.17s

Finish Position and metres gained

First Arrow shows distance gain/loss from 2nd Qtr to 3rd Qtr,
Second Arrow shows distance gain/loss from 3rd Qtr to Finish
Blue arrow indicates best gain in these quarters.



800

Visual positions in race at 2nd Quarter



400

Visual positions in race at 3rd Quarter



Powered by



Harness Analyser

Sectional Analysis Software

Not just form | Free Trial

www.facebook.com/PJHarnessRacing



RISE Digital, Harness Racing Australia nor the provider accepts any responsibility for the completeness or accuracy of any of the information contained herein, and makes no representations about its suitability for any particular purpose. Users should make their own judgements about those matters and/or seek independent advice. You assume all risks associated with use of data provided on this page

Narrogin Race 4 Distance 2242m

Saturday, 17 May 2025



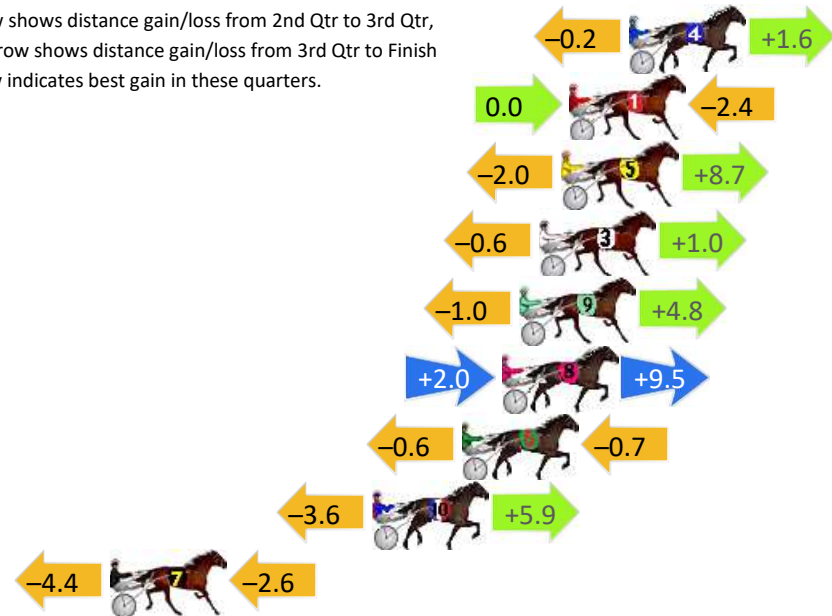
Gross Time: 2:55.40 MileRate: 2:05.90 LeadTime: 50.30s First Qtr: 33.40s Second Qtr: 31.10s Third Qtr: 30.20s Fourth Qtr: 30.40s

DATA TABLE: 800 / 400 Posi's are position from leader and (how wide the horse was at that position)

NoHorse	Plc	Mar	800 Posi	400 Posi	Time	3rd Qtr	4th Qt
4 Bonnie Pauline	1	0.0m	1.4m (1)	1.6m (1)	2:55.40	30.22s	30.28s
1 Speed Force	2	2.4m	0.0m (0)	0.0m (0)	2:55.59	30.20s	30.58s
5 Mummas Little Star	3	2.7m	9.4m (1)	11.4m (1)	2:55.61	30.35s	29.74s
3 Rodger James	4	3.6m	4.0m (0)	4.6m (0)	2:55.69	30.25s	30.32s
9 Swanbourne Spunk	5	4.4m	8.2m (0)	9.2m (0)	2:55.75	30.28s	30.04s
8 Ciao Babe	6	5.1m	16.6m (0)	14.6m (0)	2:55.81	30.05s	29.68s
6 Step It Up	7	6.7m	5.4m (1)	6.0m (1)	2:55.93	30.25s	30.45s
10 Sports Central	8	10.3m	12.6m (0)	16.2m (1)	2:56.22	30.47s	29.95s
7 Altair Star	9	20.8m	13.8m (1)	18.2m (2)	2:57.06	30.53s	30.60s

Finish Position and metres gained

First Arrow shows distance gain/loss from 2nd Qtr to 3rd Qtr,
Second Arrow shows distance gain/loss from 3rd Qtr to Finish
Blue arrow indicates best gain in these quarters.



Narrogin Race 5 Distance 2662m

Saturday, 17 May 2025



Gross Time: 3:16.50 MileRate: 1:58.80 LeadTime: 79.20s First Qtr: 31.60s Second Qtr: 28.80s Third Qtr: 28.30s Fourth Qtr: 28.60s

DATA TABLE: 800 / 400 Posi's are position from leader and (how wide the horse was at that position)

No	Horse	Plc	Mar	800 Posi	400 Posi	Time	3rd Qtr	4th Qt
6	Gee Heza Sport	1	0.0m	0.0m (1)	0.0m (0)	3:16.50	28.30s	28.60s
9	Penny Black	2	8.4m	7.4m (2)	4.2m (1)	3:17.13	28.07s	28.90s
7	Rock Me Over	3	25.1m	13.0m (0)	17.0m (0)	3:18.39	28.58s	29.18s
4	Codename Marcus	4	25.1m	15.2m (1)	10.4m (2)	3:18.39	27.96s	29.65s
8	Follow Rocknroll	5	36.3m	11.0m (1)	10.0m (1)	3:19.23	28.22s	30.47s
5	Longreach Bay	6	40.7m	0.0m (0)	4.6m (0)	3:19.56	28.61s	31.17s
2	Kingseat	7	40.7m	4.4m (0)	9.6m (0)	3:19.56	28.66s	30.81s
1	Feeling Aces	8	47.2m	8.6m (0)	14.4m (1)	3:20.04	28.70s	30.93s
3	Gee Smith	9	61.9m	7.0m (1)	20.2m (1)	3:21.15	29.22s	31.56s

Finish Position and metres gained

First Arrow shows distance gain/loss from 2nd Qtr to 3rd Qtr,
Second Arrow shows distance gain/loss from 3rd Qtr to Finish
Blue arrow indicates best gain in these quarters.



Visual positions in race at 2nd Quarter



Visual positions in race at 3rd Quarter

Narrogin Race 6 Distance 1823m

Saturday, 17 May 2025

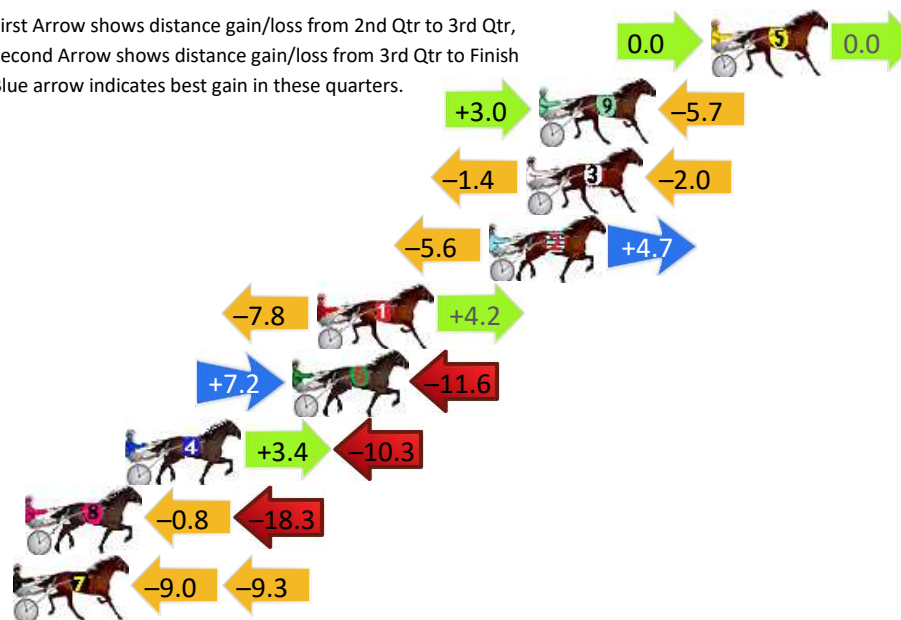
Gross Time: 2:16.50 MileRate: 2:00.50 LeadTime: 14.50s First Qtr: 32.70s Second Qtr: 31.30s Third Qtr: 29.30s Fourth Qtr: 28.70s

DATA TABLE: 800 / 400 Posi's are position from leader and (how wide the horse was at that position)

No	Horse	Plc	Mar	800 Posi	400 Posi	Time	3rd Qtr	4th Qt
5	Captains Creek	1	0.0m	0.0m (0)	0.0m (0)	2:16.50	29.30s	28.70s
9	Up And Alive	2	6.9m	4.2m (1)	1.2m (1)	2:17.02	29.09s	29.11s
3	Oceanfront	3	7.4m	4.0m (0)	5.4m (0)	2:17.06	29.40s	28.84s
2	Athreeshoteagle	4	8.9m	8.0m (0)	13.6m (0)	2:17.17	29.70s	28.36s
1	Taylors Boy Fred	5	15.8m	12.2m (0)	20.0m (1)	2:17.69	29.86s	28.40s
6	Boy Blue	6	16.8m	12.4m (1)	5.2m (1)	2:17.77	28.79s	29.53s
4	Agent Andy	7	23.5m	16.6m (1)	13.2m (1)	2:18.27	29.06s	29.43s
8	Seminole Junior	8	27.5m	8.4m (1)	9.2m (1)	2:18.57	29.37s	30.01s
7	Hot Rod	9	35.7m	17.4m (0)	26.4m (1)	2:19.19	29.96s	29.36s


Finish Position and metres gained

First Arrow shows distance gain/loss from 2nd Qtr to 3rd Qtr,
Second Arrow shows distance gain/loss from 3rd Qtr to Finish
Blue arrow indicates best gain in these quarters.



800

Visual positions in race at 2nd Quarter



400

Visual positions in race at 3rd Quarter



Powered by



Harness Analyser

Sectional Analysis Software

Not just form | Free Trial

www.facebook.com/PJHarnessRacing



RISE Digital, Harness Racing Australia nor the provider accepts any responsibility for the completeness or accuracy of any of the information contained herein, and makes no representations about its suitability for any particular purpose. Users should make their own judgements about those matters and/or seek independent advice. You assume all risks associated with use of data provided on this page

Narrogin Race 7 Distance 2242m

Saturday, 17 May 2025

Gross Time: 2:54.30 MileRate: 2:05.10 LeadTime: 47.00s First Qtr: 32.60s Second Qtr: 31.40s Third Qtr: 30.70s Fourth Qtr: 32.60s

DATA TABLE: 800 / 400 Posi's are position from leader and (how wide the horse was at that position)

No	Horse	Plc	Mar	800 Posi	400 Posi	Time	3rd Qtr	4th Qt
6	Galeocerdo Cuvier	1	0.0m	0.0m (0)	0.0m (0)	2:54.30	30.70s	32.60s
2	Grin Destiny	2	2.1m	4.2m (0)	4.0m (0)	2:54.48	30.69s	32.45s
7	Shadrach	3	3.7m	5.4m (1)	7.6m (1)	2:54.61	30.88s	32.28s
10	Graces Star	4	4.7m	9.6m (1)	8.0m (0)	2:54.70	30.58s	32.33s
4	On Golden Road	5	9.3m	16.6m (1)	12.2m (1)	2:55.09	30.36s	32.36s
3	Lowlands Beach Boy	6	19.4m	1.2m (1)	3.6m (1)	2:55.95	30.85s	33.88s
8	Dustyroads	7	23.3m	27.0m (1)	20.4m (1)	2:56.28	30.17s	32.84s
5	Im Biddy	8	23.3m	25.4m (0)	16.8m (0)	2:56.28	30.01s	33.13s
9	Eastern Advance	9	24.2m	14.4m (2)	9.0m (2)	2:56.36	30.24s	33.83s
1	Lightshow	10	143.3m	15.6m (0)	45.0m (0)	3:06.49	32.78s	40.57s

Finish Position and metres gained

First Arrow shows distance gain/loss from 2nd Qtr to 3rd Qtr,
Second Arrow shows distance gain/loss from 3rd Qtr to Finish
Blue arrow indicates best gain in these quarters.

