

# Gloucester Park Race 1 Distance 2130m

Friday, 16 May 2025

Gross Time: 2:30.90

MileRate: 1:54.00

LeadTime: 36.00s

First Qtr: 29.50s

Second Qtr: 29.10s

Third Qtr: 28.00s


Fourth Qtr: 28.30s

DATA TABLE: 800 / 400 Posi's are position from leader and (how wide the horse was at that position)

No	Horse	Plc	Mar	800 Posi	400 Posi	Time	3rd Qtr	4th Qt
6	Lion Queen	1	0.0m	2.3m (2)	0.0m (1)	2:30.90	27.84s	28.30s
9	Alta Tribute	2	9.8m	6.6m (2)	4.6m (1)	2:31.63	27.86s	28.71s
4	Sugar Street	3	13.1m	8.9m (0)	10.0m (0)	2:31.87	28.08s	28.58s
2	Koolbardi Navajo	4	16.6m	4.9m (0)	6.0m (0)	2:32.13	28.08s	29.12s
1	Pocket The Change	5	17.7m	0.6m (0)	1.4m (0)	2:32.22	28.06s	29.52s
5	Cold Hard Cash	6	21.7m	6.6m (1)	10.6m (2)	2:32.51	28.28s	29.17s
7	Eldaytona	7	22.7m	11.5m (1)	14.9m (1)	2:32.59	28.24s	28.95s
8	Vegas Strip	8	22.8m	11.2m (2)	12.4m (3)	2:32.60	28.08s	29.13s
3	Stormyskyes	9	40.3m	0.0m (1)	8.9m (1)	2:33.90	28.62s	30.68s

## Finish Position and metres gained

First Arrow shows distance gain/loss from 2nd Qtr to 3rd Qtr,  
Second Arrow shows distance gain/loss from 3rd Qtr to Finish  
Blue arrow indicates best gain in these quarters.



800

Visual positions in race at 2nd Quarter



400

Visual positions in race at 3rd Quarter



Powered by



Harness Analyser

Sectional Analysis Software

Not just form | Free Trial

[www.facebook.com/PJHarnessRacing](http://www.facebook.com/PJHarnessRacing)



RISE Digital, Harness Racing Australia nor the provider accepts any responsibility for the completeness or accuracy of any of the information contained herein, and makes no representations about its suitability for any particular purpose. Users should make their own judgements about those matters and/or seek independent advice. You assume all risks associated with use of data provided on this page

# Gloucester Park Race 2 Distance 2130m

Friday, 16 May 2025

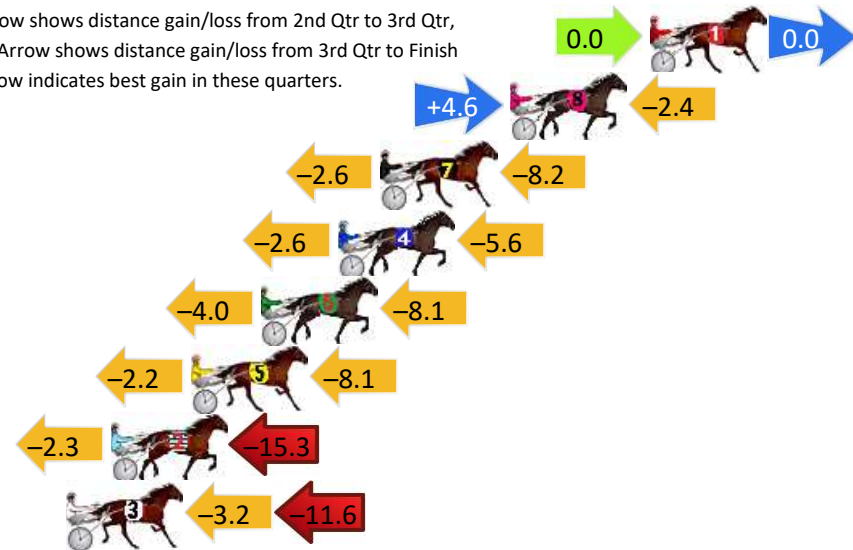
Gross Time: 2:33.70 MileRate: 1:56.10 LeadTime: 36.60s First Qtr: 29.60s Second Qtr: 31.30s Third Qtr: 28.00s Fourth Qtr: 28.20s

DATA TABLE: 800 / 400 Posi's are position from leader and (how wide the horse was at that position)

NoHorse	Plc	Mar	800 Posi	400 Posi	Time	3rd Qtr	4th Qt
1 Sugar Apple	1	0.0m	0.0m (0)	0.0m (0)	2:33.70	28.00s	28.20s
8 Prince Of Pleasure	2	5.6m	7.8m (2)	3.2m (2)	2:34.11	27.68s	28.39s
7 Im The Black Flash	3	10.8m	0.0m (1)	2.6m (1)	2:34.50	28.18s	28.82s
4 Arma Xfactor	4	12.5m	4.3m (1)	6.9m (1)	2:34.63	28.18s	28.64s
6 The Miki Taker	5	15.6m	3.5m (2)	7.5m (2)	2:34.86	28.28s	28.83s
5 Ima Fivestar General	6	18.4m	8.1m (0)	10.3m (0)	2:35.06	28.16s	28.84s
2 Adda Spoilt Major	7	21.6m	4.0m (0)	6.3m (0)	2:35.30	28.16s	29.36s
3 Blitzembye	8	23.4m	8.6m (1)	11.8m (1)	2:35.43	28.22s	29.11s

## Finish Position and metres gained

First Arrow shows distance gain/loss from 2nd Qtr to 3rd Qtr,  
Second Arrow shows distance gain/loss from 3rd Qtr to Finish  
Blue arrow indicates best gain in these quarters.



800

Visual positions in race at 2nd Quarter



400

Visual positions in race at 3rd Quarter



Powered by



Harness Analyser

Sectional Analysis Software

Not just form | Free Trial

[www.facebook.com/PJHarnessRacing](http://www.facebook.com/PJHarnessRacing)



RISE Digital, Harness Racing Australia nor the provider accepts any responsibility for the completeness or accuracy of any of the information contained herein, and makes no representations about its suitability for any particular purpose. Users should make their own judgements about those matters and/or seek independent advice. You assume all risks associated with use of data provided on this page

# Gloucester Park Race 3 Distance 1730m

Friday, 16 May 2025


Gross Time: 2:04.20 MileRate: 1:55.50 LeadTime: 7.50s First Qtr: 28.30s Second Qtr: 29.80s Third Qtr: 29.70s Fourth Qtr: 28.90s

DATA TABLE: 800 / 400 Posi's are position from leader and (how wide the horse was at that position)

No	Horse	Plc	Mar	800 Posi	400 Posi	Time	3rd Qtr	4th Qt
5	Sound Wave	1	0.0m	24.1m (1)	6.1m (2)	2:04.20	28.36s	28.46s
8	Dawson	2	1.1m	2.7m (1)	1.1m (1)	2:04.28	29.58s	28.90s
1	Apologize	3	4.5m	0.0m (0)	0.0m (0)	2:04.54	29.70s	29.24s
6	Cams Boulder	4	4.8m	7.6m (1)	5.0m (1)	2:04.56	29.50s	28.90s
10	Allwood Mach	5	5.2m	3.8m (0)	3.9m (0)	2:04.59	29.70s	29.01s
4	Bet On The River	6	7.9m	11.7m (1)	8.8m (1)	2:04.80	29.48s	28.86s
2	Beyond Bling	7	9.8m	13.3m (0)	12.6m (0)	2:04.94	29.64s	28.72s
7	Kurious Boy	8	9.9m	18.2m (0)	17.1m (1)	2:04.95	29.60s	28.41s
12	Classic Choice	9	10.0m	20.1m (1)	10.5m (2)	2:04.96	28.98s	28.89s
11	Pocketful Of Opals	10	10.0m	8.9m (0)	8.5m (0)	2:04.96	29.66s	29.04s
3	Acuto	11	13.6m	15.7m (1)	12.7m (1)	2:05.23	29.46s	29.01s
9	Greatgreat Boulder	12	14.8m	28.5m (1)	15.7m (2)	2:05.32	28.74s	28.88s

## Finish Position and metres gained

First Arrow shows distance gain/loss from 2nd Qtr to 3rd Qtr,  
Second Arrow shows distance gain/loss from 3rd Qtr to Finish  
Blue arrow indicates best gain in these quarters.



800

Visual positions in race at 2nd Quarter



400

Visual positions in race at 3rd Quarter



Powered by  
**PJ** Harness Analyser

Sectional Analysis Software  
Not just form | Free Trial



[www.facebook.com/PJHarnessRacing](http://www.facebook.com/PJHarnessRacing)

RISE Digital, Harness Racing Australia nor the provider accepts any responsibility for the completeness or accuracy of any of the information contained herein, and makes no representations about its suitability for any particular purpose. Users should make their own judgements about those matters and/or seek independent advice. You assume all risks associated with use of data provided on this page

# Gloucester Park Race 4 Distance 2130m

Friday, 16 May 2025


Gross Time: 2:33.60 MileRate: 1:56.00 LeadTime: 36.00s First Qtr: 28.60s Second Qtr: 30.20s Third Qtr: 29.10s Fourth Qtr: 29.70s

DATA TABLE: 800 / 400 Posi's are position from leader and (how wide the horse was at that position)

NoHorse	Plc	Mar	800 Posi	400 Posi	Time	3rd Qtr	4th Qt
5 Quinton	1	0.0m	8.3m (2)	5.0m (2)	2:33.60	28.87s	29.33s
4 Hes Never Been Beta	2	1.6m	0.0m (0)	0.0m (0)	2:33.72	29.10s	29.82s
10 Callmewhatuwant	3	2.5m	8.6m (0)	11.8m (0)	2:33.79	29.34s	29.03s
12 Blameitonthenight	4	3.4m	12.7m (0)	16.2m (0)	2:33.86	29.36s	28.78s
11 Dark Eyes	5	8.0m	8.6m (1)	14.0m (2)	2:34.22	29.50s	29.30s
9 Ideal Muscle	6	8.5m	13.0m (2)	10.2m (2)	2:34.26	28.91s	29.62s
6 Thelittle Master	7	9.1m	16.9m (0)	18.9m (1)	2:34.31	29.26s	29.03s
8 My Watchlist	8	10.2m	4.2m (2)	1.7m (1)	2:34.39	28.92s	30.37s
7 Major Freeway	9	12.8m	12.7m (1)	16.8m (3)	2:34.60	29.41s	29.47s
1 Auckland Jet	10	13.8m	4.2m (0)	7.4m (0)	2:34.67	29.34s	30.23s
2 Heavenly Wage	11	16.8m	4.4m (1)	13.4m (1)	2:34.91	29.76s	30.03s
3 Fleur Du Maquis	12	28.5m	0.0m (1)	9.3m (1)	2:35.82	29.78s	31.24s

## Finish Position and metres gained

First Arrow shows distance gain/loss from 2nd Qtr to 3rd Qtr, Second Arrow shows distance gain/loss from 3rd Qtr to Finish Blue arrow indicates best gain in these quarters.



800

Visual positions in race at 2nd Quarter



400

Visual positions in race at 3rd Quarter



Powered by



Harness Analyser

Sectional Analysis Software

Not just form | Free Trial

[www.facebook.com/PJHarnessRacing](http://www.facebook.com/PJHarnessRacing)



RISE Digital, Harness Racing Australia nor the provider accepts any responsibility for the completeness or accuracy of any of the information contained herein, and makes no representations about its suitability for any particular purpose. Users should make their own judgements about those matters and/or seek independent advice. You assume all risks associated with use of data provided on this page



# Gloucester Park Race 5 Distance 2130m

Friday, 16 May 2025


Gross Time: 2:34.60 MileRate: 1:56.80 LeadTime: 36.10s First Qtr: 31.40s Second Qtr: 29.70s Third Qtr: 29.20s Fourth Qtr: 28.20s

DATA TABLE: 800 / 400 Posi's are position from leader and (how wide the horse was at that position)

No	Horse	Plc	Mar	800 Posi	400 Posi	Time	3rd Qtr	4th Qt
2	Ruby Lovera	1	0.0m	0.0m (0)	0.0m (0)	2:34.60	29.20s	28.20s
1	Gelsomino Amal	2	8.5m	4.1m (0)	4.5m (0)	2:35.23	29.22s	28.51s
4	Wicked Lover	3	10.8m	10.5m (1)	11.3m (1)	2:35.40	29.24s	28.20s
10	Shecanplay	4	12.6m	8.3m (0)	8.4m (0)	2:35.53	29.20s	28.53s
9	Poppyonthebeach	5	13.6m	13.5m (2)	5.4m (2)	2:35.61	28.60s	28.82s
7	Reinette	6	14.0m	2.8m (1)	3.1m (1)	2:35.64	29.22s	29.02s
12	Our Rich Cargo	7	14.2m	12.1m (0)	12.6m (0)	2:35.65	29.22s	28.35s
11	Ruby Lou	8	17.2m	6.3m (1)	7.0m (1)	2:35.87	29.24s	28.97s
6	Head Office	9	26.6m	20.7m (0)	23.3m (1)	2:36.57	29.36s	28.51s
5	Sukhovvey Windchime	10	32.0m	16.3m (0)	17.4m (0)	2:36.97	29.26s	29.33s
3	Ruia	11	47.9m	17.1m (1)	10.7m (2)	2:38.15	28.72s	30.99s

## Finish Position and metres gained

First Arrow shows distance gain/loss from 2nd Qtr to 3rd Qtr,  
Second Arrow shows distance gain/loss from 3rd Qtr to Finish  
Blue arrow indicates best gain in these quarters.



800

Visual positions in race at 2nd Quarter



400

Visual positions in race at 3rd Quarter



Powered by



Harness Analyser

Sectional Analysis Software

Not just form | Free Trial

[www.facebook.com/PJHarnessRacing](http://www.facebook.com/PJHarnessRacing)



RISE Digital, Harness Racing Australia nor the provider accepts any responsibility for the completeness or accuracy of any of the information contained herein, and makes no representations about its suitability for any particular purpose. Users should make their own judgements about those matters and/or seek independent advice. You assume all risks associated with use of data provided on this page

# Gloucester Park Race 6 Distance 2130m

Friday, 16 May 2025


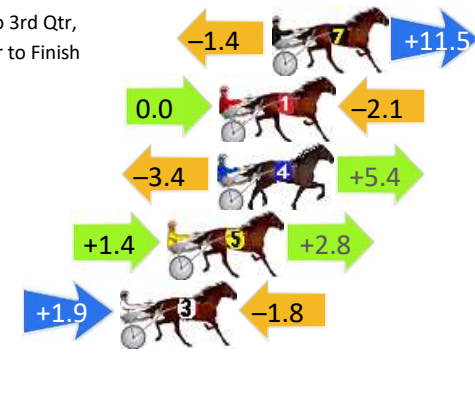
Gross Time: 2:33.00 MileRate: 1:55.60 LeadTime: 36.50s First Qtr: 29.40s Second Qtr: 29.60s Third Qtr: 28.80s Fourth Qtr: 28.70s

DATA TABLE: 800 / 400 Posi's are position from leader and (how wide the horse was at that position)

NoHorse	Plc	Mar	800 Posi	400 Posi	Time	3rd Qtr	4th Qt
7 Aardiebytheseaside	1	0.0m	10.1m (1)	11.5m (1)	2:33.00	28.90s	27.88s
1 Montana D J	2	2.1m	0.0m (0)	0.0m (0)	2:33.16	28.80s	28.86s
4 Skylou	3	2.2m	4.2m (0)	7.6m (1)	2:33.17	29.04s	28.32s
5 Alcopony	4	4.2m	8.4m (0)	7.0m (0)	2:33.32	28.70s	28.52s
3 Gully Gum	5	6.1m	6.2m (1)	4.3m (2)	2:33.46	28.66s	28.86s
2 Tualou	6	31.2m	2.0m (1)	3.1m (1)	2:35.35	28.88s	30.83s

## Finish Position and metres gained

First Arrow shows distance gain/loss from 2nd Qtr to 3rd Qtr,  
Second Arrow shows distance gain/loss from 3rd Qtr to Finish  
Blue arrow indicates best gain in these quarters.



# Gloucester Park Race 7 Distance 2536m

Friday, 16 May 2025

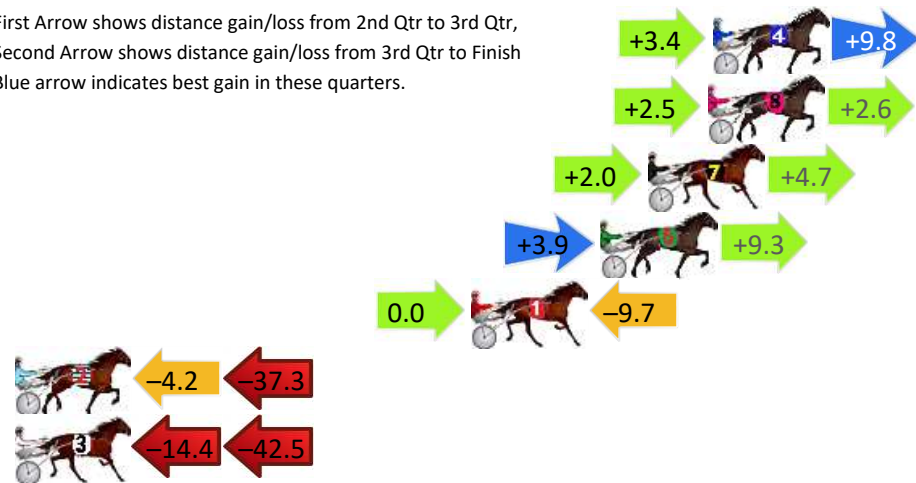
Gross Time: 3:03.90 MileRate: 1:56.70 LeadTime: 67.70s First Qtr: 29.70s Second Qtr: 28.70s Third Qtr: 28.80s Fourth Qtr: 29.00s

DATA TABLE: 800 / 400 Posi's are position from leader and (how wide the horse was at that position)

NoHorse	Plc	Mar	800 Posi	400 Posi	Time	3rd Qtr	4th Qt
4 Bettors Pride	1	0.0m	13.2m (1)	9.8m (3)	3:03.90	28.57s	28.29s
8 Star Casino	2	0.2m	5.3m (1)	2.8m (1)	3:03.92	28.62s	28.81s
7 Menemsha	3	2.6m	9.3m (1)	7.3m (2)	3:04.10	28.66s	28.67s
6 Spyglass	4	4.5m	17.7m (1)	13.8m (3)	3:04.24	28.53s	28.35s
1 Acushla Machree	5	9.7m	0.0m (0)	0.0m (0)	3:04.64	28.80s	29.74s
2 Sukhovey Windstorm	6	47.1m	5.6m (0)	9.8m (0)	3:07.48	29.10s	31.88s
3 Blazing Reactor	7	66.2m	9.3m (2)	23.7m (1)	3:08.94	29.84s	32.33s


## Finish Position and metres gained

First Arrow shows distance gain/loss from 2nd Qtr to 3rd Qtr,  
Second Arrow shows distance gain/loss from 3rd Qtr to Finish  
Blue arrow indicates best gain in these quarters.



800

Visual positions in race at 2nd Quarter



400

Visual positions in race at 3rd Quarter



Powered by



Harness Analyser

Sectional Analysis Software

Not just form | Free Trial

[www.facebook.com/PJHarnessRacing](http://www.facebook.com/PJHarnessRacing)



RISE Digital, Harness Racing Australia nor the provider accepts any responsibility for the completeness or accuracy of any of the information contained herein, and makes no representations about its suitability for any particular purpose. Users should make their own judgements about those matters and/or seek independent advice. You assume all risks associated with use of data provided on this page

# Gloucester Park Race 8 Distance 2130m

Friday, 16 May 2025

Gross Time: 2:37.30

MileRate: 1:58.90

LeadTime: 36.20s

First Qtr: 29.70s

Second Qtr: 29.90s

Third Qtr: 30.20s

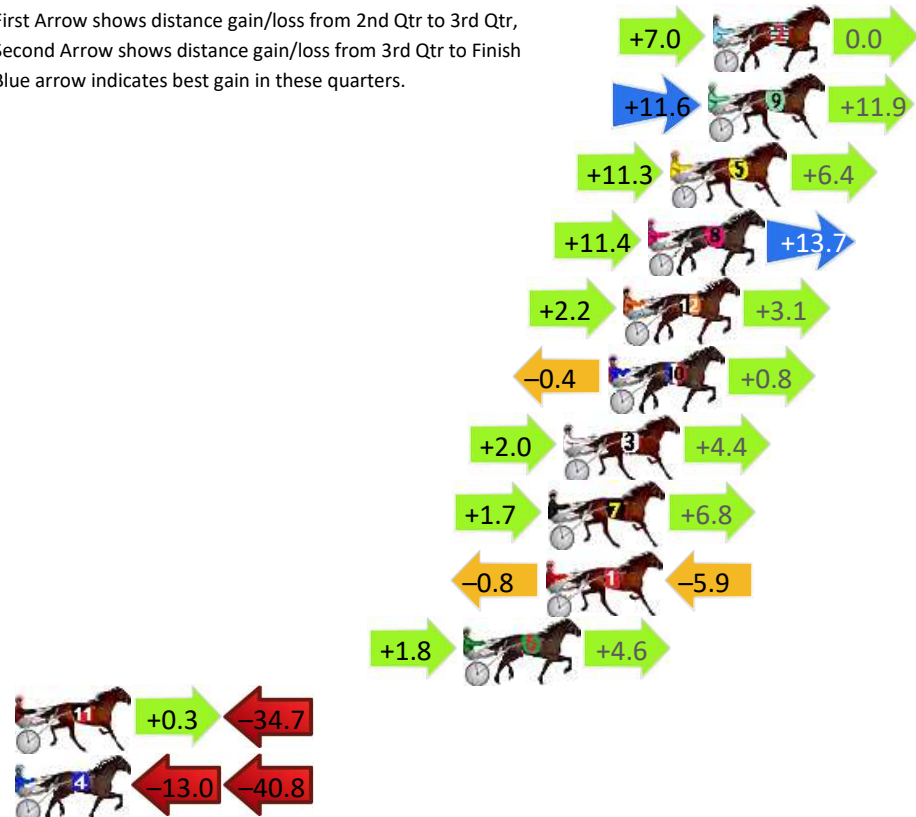
Fourth Qtr: 31.30s

DATA TABLE: 800 / 400 Posi's are position from leader and (how wide the horse was at that position)

No	Horse	Plc	Mar	800 Posi	400 Posi	Time	3rd Qtr	4th Qt
2	Douseeme	1	0.0m	7.0m (1)	0.0m (1)	2:37.30	29.68s	31.30s
9	Back On Line	2	0.2m	23.7m (0)	12.1m (3)	2:37.32	29.36s	30.39s
5	Chief Copy	3	1.7m	19.4m (1)	8.1m (2)	2:37.44	29.38s	30.82s
8	Your Grace	4	2.6m	27.7m (0)	16.3m (3)	2:37.51	29.38s	30.27s
12	Ourfirstimpression	5	3.6m	8.9m (0)	6.7m (0)	2:37.59	30.05s	31.09s
10	Jiliby Mojito	6	4.2m	4.6m (0)	5.0m (1)	2:37.64	30.24s	31.26s
3	Save This Dance	7	6.0m	12.4m (0)	10.4m (0)	2:37.79	30.08s	30.99s
7	Galvinston John	8	6.6m	15.1m (1)	13.4m (2)	2:37.84	30.10s	30.82s
1	Diamond World	9	6.7m	0.0m (0)	0.8m (0)	2:37.85	30.26s	31.79s
6	Manea	10	10.0m	16.4m (0)	14.6m (0)	2:38.12	30.10s	31.00s
11	Double The Ante	11	45.7m	11.3m (1)	11.0m (1)	2:41.04	30.20s	34.20s
4	Tell Itin Heaven	12	57.0m	3.2m (1)	16.2m (1)	2:41.96	31.20s	34.72s

## Finish Position and metres gained

First Arrow shows distance gain/loss from 2nd Qtr to 3rd Qtr,  
Second Arrow shows distance gain/loss from 3rd Qtr to Finish  
Blue arrow indicates best gain in these quarters.



Visual positions in race at 2nd Quarter

800



Visual positions in race at 3rd Quarter

400



Powered by



Harness Analyser

Sectional Analysis Software

Not just form | Free Trial

[www.facebook.com/PJHarnessRacing](http://www.facebook.com/PJHarnessRacing)



RISE Digital, Harness Racing Australia nor the provider accepts any responsibility for the completeness or accuracy of any of the information contained herein, and makes no representations about its suitability for any particular purpose. Users should make their own judgements about those matters and/or seek independent advice. You assume all risks associated with use of data provided on this page



# Gloucester Park Race 9 Distance 2130m

Friday, 16 May 2025



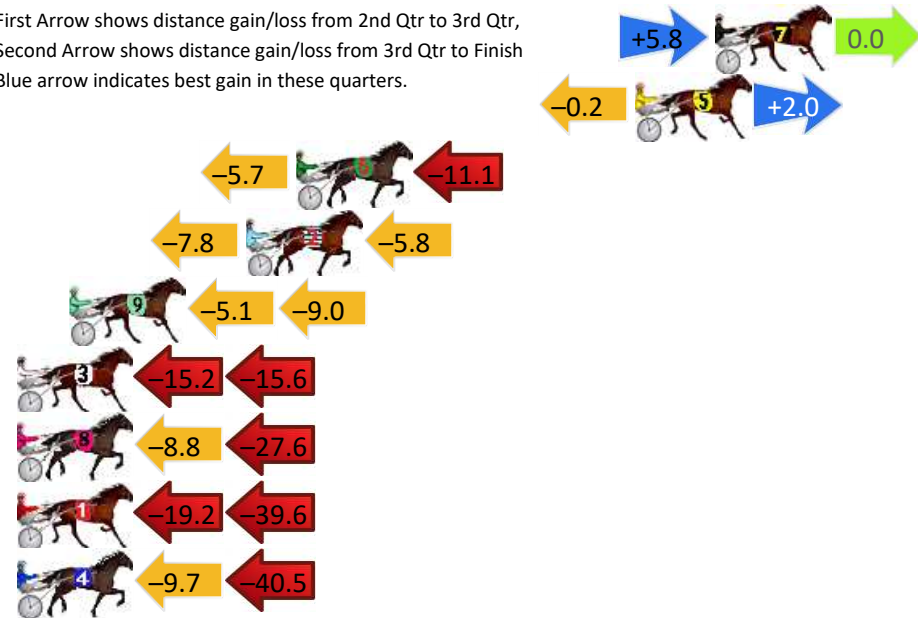
Gross Time: 2:37.50 MileRate: 1:59.00 LeadTime: 36.80s First Qtr: 30.50s Second Qtr: 31.10s Third Qtr: 29.30s Fourth Qtr: 29.80s

DATA TABLE: 800 / 400 Posi's are position from leader and (how wide the horse was at that position)

No	Horse	Plc	Mar	800 Posi	400 Posi	Time	3rd Qtr	4th Qt
7	Majestic Ga Ga	1	0.0m	5.8m (2)	0.0m (0)	2:37.50	28.88s	29.80s
5	Luvafclair	2	3.2m	5.0m (1)	5.2m (1)	2:37.75	29.32s	29.67s
6	Chumani	3	16.8m	0.0m (1)	5.7m (0)	2:38.81	29.72s	30.70s
2	Sellune	4	18.8m	5.2m (0)	13.0m (1)	2:38.97	29.88s	30.31s
9	Patched	5	25.9m	11.8m (2)	16.9m (2)	2:39.52	29.68s	30.58s
3	Dark Secret	6	40.1m	9.3m (0)	24.5m (0)	2:40.63	30.42s	31.14s
8	Line The Starzzz	7	49.6m	13.2m (1)	22.0m (1)	2:41.37	29.96s	32.05s
1	Mriya Dream	8	59.4m	0.6m (0)	19.8m (0)	2:42.14	30.72s	32.98s
4	Thats Not My Gait	9	119.4m	69.2m (0)	78.9m (0)	2:46.82	30.06s	33.33s

## Finish Position and metres gained

First Arrow shows distance gain/loss from 2nd Qtr to 3rd Qtr, Second Arrow shows distance gain/loss from 3rd Qtr to Finish Blue arrow indicates best gain in these quarters.



Powered by



Harness Analyser

Sectional Analysis Software

Not just form | Free Trial

[www.facebook.com/PJHarnessRacing](http://www.facebook.com/PJHarnessRacing)



RISE Digital, Harness Racing Australia nor the provider accepts any responsibility for the completeness or accuracy of any of the information contained herein, and makes no representations about its suitability for any particular purpose. Users should make their own judgements about those matters and/or seek independent advice. You assume all risks associated with use of data provided on this page

# Gloucester Park Race 10 Distance 1730m

Friday, 16 May 2025

Gross Time: 2:05.50

MileRate: 1:56.70

LeadTime: 7.70s

First Qtr: 29.60s

Second Qtr: 30.60s

Third Qtr: 28.60s

Fourth Qtr: 29.00s

DATA TABLE: 800 / 400 Posi's are position from leader and (how wide the horse was at that position)

NoHorse	Plc	Mar	800 Posi	400 Posi	Time	3rd Qtr	4th Qt
2 Waves Of Fortune	1	0.0m	0.0m (0)	0.0m (0)	2:05.50	28.60s	29.00s
5 Toby George	1	0.0m	4.8m (1)	2.0m (2)	2:05.50	28.40s	28.86s
6 Aussie Captain	3	5.3m	0.3m (1)	0.9m (1)	2:05.90	28.64s	29.34s
4 Trixie Dora	4	8.4m	9.0m (1)	6.2m (2)	2:06.14	28.40s	29.20s
1 Viva Lost Wages	5	8.6m	4.2m (0)	5.0m (0)	2:06.15	28.66s	29.29s
3 Gentlemans Promise	6	28.6m	8.4m (0)	7.9m (1)	2:07.68	28.56s	30.61s
7 McWeeks	7	45.7m	15.8m (0)	29.3m (0)	2:08.98	29.58s	30.38s

## Finish Position and metres gained

First Arrow shows distance gain/loss from 2nd Qtr to 3rd Qtr,  
Second Arrow shows distance gain/loss from 3rd Qtr to Finish  
Blue arrow indicates best gain in these quarters.

