

Pinjarra Race 1 Distance 1684m

Monday, 12 May 2025

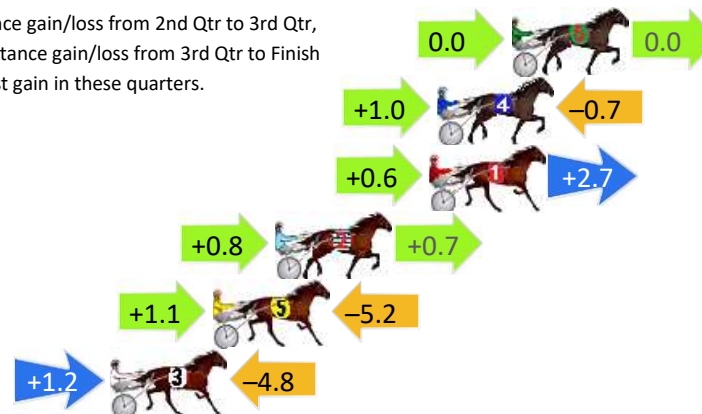
Gross Time: 2:02.30 MileRate: 1:56.90 LeadTime: 5.40s First Qtr: 30.10s Second Qtr: 30.00s Third Qtr: 29.20s Fourth Qtr: 27.60s

DATA TABLE: 800 / 400 Posi's are position from leader and (how wide the horse was at that position)

NoHorse	Plc	Mar	800 Posi	400 Posi	Time	3rd Qtr	4th Qt
6 Toby George	1	0.0m	0.0m (0)	0.0m (0)	2:02.30	29.20s	27.60s
4 Waves Of Fortune	2	3.0m	3.3m (1)	2.3m (1)	2:02.52	29.12s	27.66s
1 Trixie Dora	3	3.3m	6.6m (0)	6.0m (0)	2:02.54	29.14s	27.42s
2 Crown General	4	9.5m	11.0m (0)	10.2m (0)	2:02.99	29.12s	27.57s
5 Aussie Captain	5	12.0m	7.9m (1)	6.8m (1)	2:03.17	29.10s	27.99s
3 Way Of The World	6	16.1m	12.5m (1)	11.3m (1)	2:03.47	29.09s	27.97s

Finish Position and metres gained

First Arrow shows distance gain/loss from 2nd Qtr to 3rd Qtr,
Second Arrow shows distance gain/loss from 3rd Qtr to Finish
Blue arrow indicates best gain in these quarters.



800

Visual positions in race at 2nd Quarter



400

Visual positions in race at 3rd Quarter



Powered by



Harness Analyser

Sectional Analysis Software

Not just form | Free Trial

www.facebook.com/PJHarnessRacing



RISE Digital, Harness Racing Australia nor the provider accepts any responsibility for the completeness or accuracy of any of the information contained herein, and makes no representations about its suitability for any particular purpose. Users should make their own judgements about those matters and/or seek independent advice. You assume all risks associated with use of data provided on this page

Pinjarra Race 2 Distance 2116m

Monday, 12 May 2025



Gross Time: 2:42.90 MileRate: 2:02.20 LeadTime: 40.20s First Qtr: 31.50s Second Qtr: 30.00s Third Qtr: 31.00s Fourth Qtr: 30.20s

DATA TABLE: 800 / 400 Posi's are position from leader and (how wide the horse was at that position)

No	Horse	Plc	Mar	800 Posi	400 Posi	Time	3rd Qtr	4th Qt
12	Sellune	1	0.0m	17.1m (1)	2.6m (2)	2:42.90	29.92s	30.00s
8	Betty Bootz Off	2	1.1m	14.2m (0)	9.5m (2)	2:42.99	30.66s	29.57s
9	Majestic Ga Ga	3	9.6m	24.1m (0)	12.1m (3)	2:43.66	30.12s	30.04s
5	Your Kidding	4	15.5m	9.7m (0)	11.1m (0)	2:44.13	31.12s	30.59s
13	Peachee	5	20.6m	18.5m (0)	15.8m (0)	2:44.53	30.82s	30.63s
7	Bee Bee Beroc	6	20.9m	35.1m (0)	10.5m (4)	2:44.55	29.18s	31.05s
4	Tilthesunsets	7	29.3m	4.6m (0)	6.3m (0)	2:45.22	31.14s	32.04s
10	Bonnie Rae	8	29.3m	8.5m (1)	0.0m (1)	2:45.22	30.36s	32.52s
3	Onestep Ahead	9	38.3m	0.0m (0)	1.6m (0)	2:45.93	31.12s	33.11s
11	Majestic Marion	10	45.3m	4.0m (1)	9.5m (1)	2:46.48	31.42s	33.06s
6	Kyvalley Paint	11	56.5m	40.2m (0)	27.1m (0)	2:47.37	30.06s	32.61s
1	The Beat	12	104.0m	12.6m (1)	69.2m (0)	2:51.12	35.32s	33.16s

Finish Position and metres gained

First Arrow shows distance gain/loss from 2nd Qtr to 3rd Qtr,
Second Arrow shows distance gain/loss from 3rd Qtr to Finish
Blue arrow indicates best gain in these quarters.



Pinjarra Race 3 Distance 2185m

Monday, 12 May 2025




Gross Time: 2:43.30 MileRate: 2:00.30 LeadTime: 43.20s First Qtr: 31.60s Second Qtr: 30.20s Third Qtr: 29.20s Fourth Qtr: 29.10s

DATA TABLE: 800 / 400 Posi's are position from leader and (how wide the horse was at that position)

NoHorse	Plc	Mar	800 Posi	400 Posi	Time	3rd Qtr	4th Qt
4 Amaretto Angel	1	0.0m	0.0m (0)	0.0m (0)	2:43.30	29.20s	29.10s
1 Carmela Domenica	2	0.7m	4.7m (0)	4.1m (0)	2:43.35	29.16s	28.85s
2 Penthouse	3	6.3m	9.1m (0)	10.8m (0)	2:43.78	29.32s	28.80s
3 Rodger James	4	7.7m	11.8m (1)	5.8m (1)	2:43.89	28.76s	29.27s
9 Zuede	5	8.5m	17.9m (0)	22.4m (0)	2:43.95	29.52s	28.13s
11 Trunkey Carrawa	5	8.5m	20.6m (1)	7.7m (2)	2:43.95	28.26s	29.19s
12 Call To Arms	7	11.0m	7.4m (1)	2.2m (2)	2:44.14	28.82s	29.78s
10 Arum	8	12.2m	27.0m (1)	18.5m (1)	2:44.23	28.58s	28.69s
5 Ashby	9	16.1m	3.3m (1)	1.9m (1)	2:44.53	29.10s	30.19s
7 Ineeda Drink	10	23.4m	22.9m (0)	24.8m (1)	2:45.09	29.34s	29.09s
6 Straylya	11	26.8m	15.7m (1)	14.1m (1)	2:45.35	29.08s	30.13s
8 Im Biddy	12	29.5m	13.8m (0)	18.2m (0)	2:45.55	29.52s	30.03s

Finish Position and metres gained

First Arrow shows distance gain/loss from 2nd Qtr to 3rd Qtr, Second Arrow shows distance gain/loss from 3rd Qtr to Finish Blue arrow indicates best gain in these quarters.



Pinjarra Race 4 Distance 2185m

Monday, 12 May 2025



Gross Time: 2:40.40 MileRate: 1:58.10 LeadTime: 41.40s First Qtr: 30.30s Second Qtr: 30.20s Third Qtr: 29.70s Fourth Qtr: 28.80s

DATA TABLE: 800 / 400 Posi's are position from leader and (how wide the horse was at that position)

NoHorse	Plc	Mar	800 Posi	400 Posi	Time	3rd Qtr	4th Qt
10 Gold Horseshoe	1	0.0m	15.4m (1)	0.0m (0)	2:40.40	28.56s	28.80s
6 Luci Kane	2	3.4m	18.2m (0)	8.8m (1)	2:40.66	29.00s	28.42s
11 Vintage Blu	3	5.6m	20.0m (1)	4.4m (1)	2:40.82	28.54s	28.90s
9 Cry Havoc	4	18.8m	11.1m (1)	4.4m (0)	2:41.82	29.20s	29.90s
5 Tashs Spartan	5	21.5m	21.7m (0)	17.1m (2)	2:42.03	29.34s	29.19s
8 Trittrittbangbang	6	22.1m	8.9m (0)	21.9m (2)	2:42.07	30.63s	28.88s
2 Jamie Kim	7	25.3m	7.3m (1)	9.1m (0)	2:42.31	29.82s	30.05s
7 Zlato	8	28.9m	13.6m (0)	24.1m (3)	2:42.58	30.45s	29.23s
3 Slamma Alabama	9	38.8m	4.6m (0)	20.5m (1)	2:43.33	30.85s	30.24s
4 Im Grafter	10	71.5m	3.2m (1)	22.2m (0)	2:45.81	31.07s	32.60s
1 Adda Lucky Boy	11	75.7m	0.0m (0)	15.1m (0)	2:46.12	30.80s	33.42s

Finish Position and metres gained

First Arrow shows distance gain/loss from 2nd Qtr to 3rd Qtr,
Second Arrow shows distance gain/loss from 3rd Qtr to Finish
Blue arrow indicates best gain in these quarters.



800

Visual positions in race at 2nd Quarter



400

Visual positions in race at 3rd Quarter

Pinjarra Race 5 Distance 2185m

Monday, 12 May 2025


Gross Time: 2:38.10 MileRate: 1:56.50 LeadTime: 41.80s First Qtr: 30.70s Second Qtr: 28.50s Third Qtr: 28.80s Fourth Qtr: 28.30s

DATA TABLE: 800 / 400 Posi's are position from leader and (how wide the horse was at that position)

NoHorse	Plc	Mar	800 Posi	400 Posi	Time	3rd Qtr	4th Qt
2 Mister Ridgewell	1	0.0m	6.4m (1)	4.2m (0)	2:38.10	28.64s	28.00s
6 Im Lord Logan	2	0.1m	19.1m (1)	14.1m (2)	2:38.11	28.44s	27.31s
9 Gee Smith	3	0.9m	9.3m (0)	9.9m (0)	2:38.17	28.84s	27.67s
3 Swagger Man	4	1.6m	10.4m (1)	5.4m (1)	2:38.22	28.44s	28.04s
5 Haveyoumetted	5	10.8m	1.9m (1)	0.0m (0)	2:38.90	28.66s	29.10s
4 Trouble Supreme	6	16.5m	14.6m (1)	9.9m (1)	2:39.33	28.46s	28.83s
11 Spring Line	7	21.9m	17.5m (0)	20.9m (2)	2:39.73	29.04s	28.45s
10 Bettor Move Along	8	23.5m	13.6m (0)	15.5m (1)	2:39.85	28.94s	28.95s
7 Bazaar Package	9	27.5m	21.7m (0)	25.1m (1)	2:40.14	29.04s	28.56s
1 Gilty By The Beach	10	168.9m	0.0m (0)	16.1m (0)	2:50.66	29.94s	39.72s

Finish Position and metres gained

First Arrow shows distance gain/loss from 2nd Qtr to 3rd Qtr, Second Arrow shows distance gain/loss from 3rd Qtr to Finish Blue arrow indicates best gain in these quarters.



800

Visual positions in race at 2nd Quarter



400

Visual positions in race at 3rd Quarter



Powered by



Harness Analyser

Sectional Analysis Software

Not just form | Free Trial

www.facebook.com/PJHarnessRacing



RISE Digital, Harness Racing Australia nor the provider accepts any responsibility for the completeness or accuracy of any of the information contained herein, and makes no representations about its suitability for any particular purpose. Users should make their own judgements about those matters and/or seek independent advice. You assume all risks associated with use of data provided on this page

Pinjarra Race 6 Distance 1684m

Monday, 12 May 2025

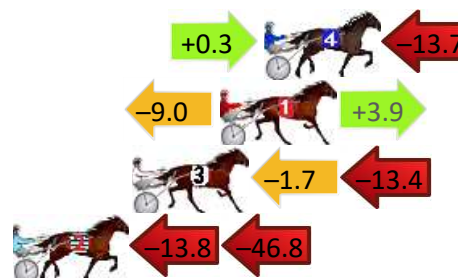
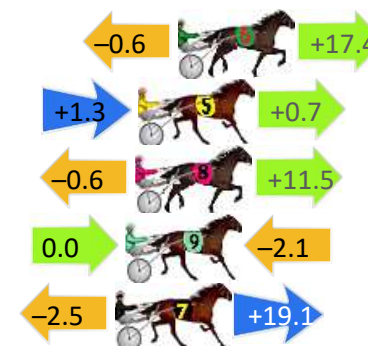
Gross Time: 2:00.70 MileRate: 1:55.40 LeadTime: 5.10s First Qtr: 29.60s Second Qtr: 28.70s Third Qtr: 28.90s Fourth Qtr: 28.40s

DATA TABLE: 800 / 400 Posi's are position from leader and (how wide the horse was at that position)

NoHorse	Plc	Mar	800 Posi	400 Posi	Time	3rd Qtr	4th Qt
6 Remarkable Rock	1	0.0m	16.8m (1)	17.4m (1)	2:00.70	28.94s	27.16s
5 Hunt The Magic	2	1.6m	3.6m (1)	2.3m (1)	2:00.82	28.80s	28.36s
8 Seagrass	3	1.7m	12.6m (1)	13.2m (1)	2:00.83	28.94s	27.59s
9 Jackie Daniels	4	2.1m	0.0m (0)	0.0m (0)	2:00.86	28.90s	28.56s
7 Pushbutton Rock	5	2.5m	19.1m (0)	21.6m (2)	2:00.89	29.08s	27.05s
4 Icy Cold	6	17.9m	4.5m (0)	4.2m (0)	2:02.04	28.88s	29.44s
1 Lucienne	7	19.7m	14.6m (0)	23.6m (1)	2:02.17	29.54s	28.19s
3 Alfa Princess	8	23.2m	8.1m (1)	9.8m (0)	2:02.43	29.02s	29.43s
2 Feeling Empathy	9	70.4m	9.8m (0)	23.6m (0)	2:05.95	29.88s	31.97s

Finish Position and metres gained

First Arrow shows distance gain/loss from 2nd Qtr to 3rd Qtr,
Second Arrow shows distance gain/loss from 3rd Qtr to Finish
Blue arrow indicates best gain in these quarters.



800

Visual positions in race at 2nd Quarter



400

Visual positions in race at 3rd Quarter



Powered by



Harness Analyser

Sectional Analysis Software

Not just form | Free Trial

www.facebook.com/PJHarnessRacing



RISE Digital, Harness Racing Australia nor the provider accepts any responsibility for the completeness or accuracy of any of the information contained herein, and makes no representations about its suitability for any particular purpose. Users should make their own judgements about those matters and/or seek independent advice. You assume all risks associated with use of data provided on this page

Pinjarra Race 7 Distance 2631m

Monday, 12 May 2025

Gross Time: 3:17.70 MileRate: 2:00.90 LeadTime: 79.00s First Qtr: 31.70s Second Qtr: 29.50s Third Qtr: 29.20s Fourth Qtr: 28.30s

DATA TABLE: 800 / 400 Posi's are position from leader and (how wide the horse was at that position)

No	Horse	Plc	Mar	800 Posi	400 Posi	Time	3rd Qtr	4th Qt
1	My Silver Spoon	1	0.0m	6.0m (1)	5.0m (1)	3:17.70	29.12s	27.94s
9	Acushla Machree	2	0.8m	14.3m (1)	14.0m (1)	3:17.76	29.16s	27.36s
6	Frankie Major	3	2.3m	12.4m (0)	12.9m (0)	3:17.87	29.22s	27.55s
10	Rock Me Over	4	5.5m	2.3m (1)	1.1m (1)	3:18.11	29.11s	28.63s
2	Rellim	5	7.3m	10.1m (1)	9.2m (1)	3:18.24	29.12s	28.18s
3	Strauny	6	8.5m	3.9m (0)	3.9m (0)	3:18.33	29.20s	28.65s
8	Awaitinginstructions	7	9.5m	18.4m (1)	17.9m (1)	3:18.41	29.14s	27.73s
7	Franco Mecca	8	10.4m	16.8m (0)	17.4m (0)	3:18.47	29.22s	27.83s
4	Jill Mach	9	12.8m	8.3m (0)	8.7m (0)	3:18.65	29.22s	28.63s
5	Grevis	10	13.2m	0.0m (0)	0.0m (0)	3:18.68	29.20s	29.28s

Finish Position and metres gained

First Arrow shows distance gain/loss from 2nd Qtr to 3rd Qtr,
Second Arrow shows distance gain/loss from 3rd Qtr to Finish
Blue arrow indicates best gain in these quarters.



800

Visual positions in race at 2nd Quarter



400

Visual positions in race at 3rd Quarter

Pinjarra Race 8 Distance 1684m

Monday, 12 May 2025



Gross Time: 2:03.00 MileRate: 1:57.50 LeadTime: 5.20s First Qtr: 30.20s Second Qtr: 29.50s Third Qtr: 29.00s Fourth Qtr: 29.10s

DATA TABLE: 800 / 400 Posi's are position from leader and (how wide the horse was at that position)


No	Horse	Plc	Mar	800 Posi	400 Posi	Time	3rd Qtr	4th Qt
8	The Freelancer	1	0.0m	4.2m (0)	4.7m (0)	2:03.00	29.04s	28.76s
1	Galvinston John	2	0.4m	0.0m (0)	0.3m (0)	2:03.03	29.02s	29.11s
9	Im Drinkindoubles	3	4.9m	8.9m (0)	10.0m (0)	2:03.37	29.08s	28.75s
5	Sunpatra	4	6.5m	15.9m (1)	0.0m (1)	2:03.50	27.85s	29.60s
7	Fireplay	5	7.6m	20.2m (1)	4.2m (1)	2:03.58	27.84s	29.38s
3	Hokulani	6	12.2m	13.6m (0)	15.2m (0)	2:03.93	29.12s	28.93s
6	Ashima	7	14.3m	12.3m (1)	13.3m (2)	2:04.09	29.07s	29.23s
4	Elephant Rock	8	29.3m	3.3m (1)	10.8m (1)	2:05.24	29.54s	30.56s
2	Dustyroads	9	36.0m	7.4m (1)	16.1m (1)	2:05.75	29.62s	30.69s

Finish Position and metres gained

First Arrow shows distance gain/loss from 2nd Qtr to 3rd Qtr,
Second Arrow shows distance gain/loss from 3rd Qtr to Finish
Blue arrow indicates best gain in these quarters.



Visual positions in race at 2nd Quarter



Visual positions in race at 3rd Quarter

Pinjarra Race 9 Distance 2185m

Monday, 12 May 2025


Gross Time: 2:40.50 MileRate: 1:58.20 LeadTime: 41.30s First Qtr: 31.10s Second Qtr: 28.80s Third Qtr: 29.80s Fourth Qtr: 29.50s

DATA TABLE: 800 / 400 Posi's are position from leader and (how wide the horse was at that position)

No	Horse	Plc	Mar	800 Posi	400 Posi	Time	3rd Qtr	4th Qt
9	Wave Rebellion	1	0.0m	12.0m (1)	6.3m (2)	2:40.50	29.40s	29.04s
8	Ultimate Event	2	2.1m	3.6m (1)	0.0m (1)	2:40.66	29.54s	29.66s
1	Elvira Jane	3	14.4m	8.7m (0)	8.1m (0)	2:41.61	29.78s	30.01s
4	Little Miss Molly	4	15.8m	7.8m (1)	4.4m (1)	2:41.72	29.56s	30.40s
2	Our Seraphina	5	18.6m	4.5m (0)	4.4m (0)	2:41.94	29.80s	30.62s
3	My Salina	6	18.8m	13.7m (0)	12.2m (0)	2:41.95	29.72s	30.05s
10	Lyca Fantasy	7	21.6m	21.7m (1)	16.0m (1)	2:42.17	29.42s	29.99s
5	American Typhoon	8	24.9m	0.0m (0)	0.0m (0)	2:42.43	29.80s	31.43s
6	Icanplay	9	27.1m	26.8m (1)	17.9m (2)	2:42.60	29.20s	30.28s
7	Miss Marcopolo	10	33.9m	31.0m (0)	27.7m (0)	2:43.12	29.62s	30.08s
11	Intangible Gift	11	47.6m	21.2m (0)	21.2m (0)	2:44.18	29.84s	31.62s
12	Batavia West	12	49.5m	26.5m (0)	32.8m (0)	2:44.33	30.32s	30.91s

Finish Position and metres gained

First Arrow shows distance gain/loss from 2nd Qtr to 3rd Qtr, Second Arrow shows distance gain/loss from 3rd Qtr to Finish Blue arrow indicates best gain in these quarters.



800

Visual positions in race at 2nd Quarter



400

Visual positions in race at 3rd Quarter



Powered by



Harness Analyser

Sectional Analysis Software

Not just form | Free Trial

www.facebook.com/PJHarnessRacing



RISE Digital, Harness Racing Australia nor the provider accepts any responsibility for the completeness or accuracy of any of the information contained herein, and makes no representations about its suitability for any particular purpose. Users should make their own judgements about those matters and/or seek independent advice. You assume all risks associated with use of data provided on this page