

# Gloucester Park Race 1 Distance 2130m

Friday, 25 April 2025

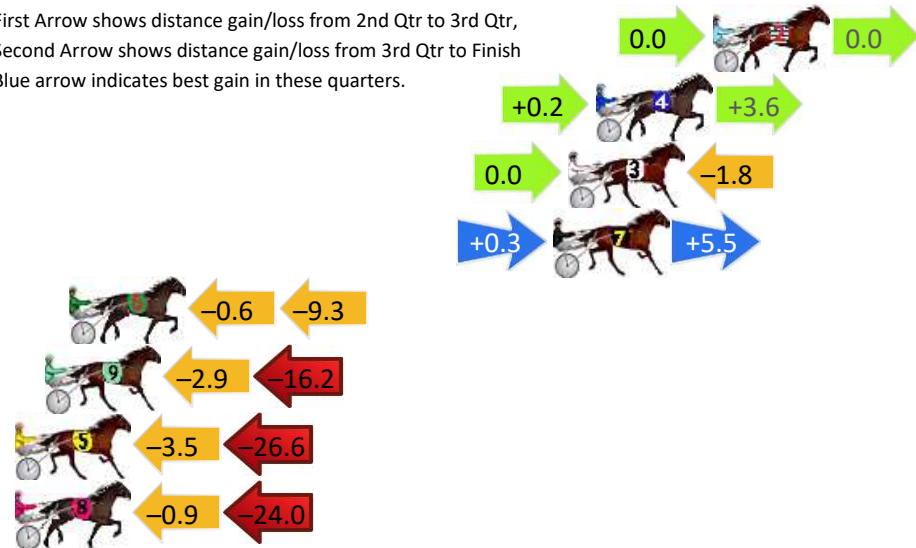
Gross Time: 2:35.50 MileRate: 1:57.50 LeadTime: 38.20s First Qtr: 31.20s Second Qtr: 29.50s Third Qtr: 28.30s Fourth Qtr: 28.30s

DATA TABLE: 800 / 400 Posi's are position from leader and (how wide the horse was at that position)

NoHorse	Plc	Mar	800 Posi	400 Posi	Time	3rd Qtr	4th Qt
2 Arionrock	1	0.0m	0.0m (0)	0.0m (0)	2:35.50	28.30s	28.30s
4 Sound Wave	2	4.7m	8.5m (0)	8.3m (0)	2:35.85	28.28s	28.07s
3 Classic Choice	3	5.8m	4.0m (0)	4.0m (0)	2:35.93	28.30s	28.45s
7 Onesmartfella	4	6.4m	12.2m (0)	11.9m (0)	2:35.98	28.28s	27.94s
6 Haveyoumetted	5	25.8m	15.9m (1)	16.5m (1)	2:37.42	28.34s	29.06s
9 Navy Street	6	26.8m	7.7m (1)	10.6m (1)	2:37.49	28.50s	29.55s
5 Blameitonthenight	7	33.2m	3.1m (1)	6.6m (1)	2:37.97	28.54s	30.31s
8 Bettor Move Along	8	36.6m	11.7m (1)	12.6m (2)	2:38.22	28.36s	30.14s

## Finish Position and metres gained

First Arrow shows distance gain/loss from 2nd Qtr to 3rd Qtr,  
Second Arrow shows distance gain/loss from 3rd Qtr to Finish  
Blue arrow indicates best gain in these quarters.



800

Visual positions in race at 2nd Quarter



400

Visual positions in race at 3rd Quarter



Powered by



Harness Analyser

Sectional Analysis Software

Not just form | Free Trial

[www.facebook.com/PJHarnessRacing](http://www.facebook.com/PJHarnessRacing)



RISE Digital, Harness Racing Australia nor the provider accepts any responsibility for the completeness or accuracy of any of the information contained herein, and makes no representations about its suitability for any particular purpose. Users should make their own judgements about those matters and/or seek independent advice. You assume all risks associated with use of data provided on this page

# Gloucester Park Race 2 Distance 2130m

Friday, 25 April 2025

Gross Time: 2:35.20

MileRate: 1:57.30

LeadTime: 37.10s

First Qtr: 30.90s

Second Qtr: 29.80s

Third Qtr: 28.70s


Fourth Qtr: 28.70s

DATA TABLE: 800 / 400 Posi's are position from leader and (how wide the horse was at that position)

No	Horse	Plc	Mar	800 Posi	400 Posi	Time	3rd Qtr	4th Qt
4	Medieval Man	1	0.0m	0.9m (1)	2.0m (1)	2:35.20	28.78s	28.56s
10	Marbeebsam	2	1.9m	4.2m (0)	4.5m (0)	2:35.34	28.72s	28.52s
1	Kingseat	3	6.5m	0.0m (0)	0.0m (0)	2:35.69	28.70s	29.19s
6	Rajah Rocks	4	11.4m	12.9m (1)	4.8m (2)	2:36.06	28.12s	29.21s
7	Priddah	5	12.8m	17.1m (0)	16.8m (0)	2:36.16	28.68s	28.46s
11	Sidstrepo	6	18.1m	9.0m (0)	9.5m (0)	2:36.56	28.74s	29.38s
9	Torrevean Amy	7	20.2m	21.3m (0)	23.3m (0)	2:36.72	28.84s	28.56s
12	Valhalla Miss	8	22.0m	12.9m (0)	13.2m (1)	2:36.86	28.72s	29.42s
2	Gee Smith	9	22.6m	4.8m (1)	8.2m (1)	2:36.90	28.94s	29.82s
3	Lord Publisher	10	24.1m	9.0m (1)	10.7m (2)	2:37.02	28.82s	29.75s
8	Bet On The River	11	26.4m	17.1m (1)	14.6m (2)	2:37.19	28.52s	29.65s
5	Frankie J Holden	12	28.4m	21.3m (1)	9.1m (3)	2:37.34	27.83s	30.19s

## Finish Position and metres gained

First Arrow shows distance gain/loss from 2nd Qtr to 3rd Qtr,  
Second Arrow shows distance gain/loss from 3rd Qtr to Finish  
Blue arrow indicates best gain in these quarters.



800

Visual positions in race at 2nd Quarter



400

Visual positions in race at 3rd Quarter



Powered by



Harness Analyser

Sectional Analysis Software

Not just form | Free Trial

[www.facebook.com/PJHarnessRacing](http://www.facebook.com/PJHarnessRacing)



RISE Digital, Harness Racing Australia nor the provider accepts any responsibility for the completeness or accuracy of any of the information contained herein, and makes no representations about its suitability for any particular purpose. Users should make their own judgements about those matters and/or seek independent advice. You assume all risks associated with use of data provided on this page

# Gloucester Park Race 3 Distance 2130m

Friday, 25 April 2025


Gross Time: 2:34.70 MileRate: 1:56.90 LeadTime: 38.00s First Qtr: 31.30s Second Qtr: 29.10s Third Qtr: 27.90s Fourth Qtr: 28.40s

DATA TABLE: 800 / 400 Posi's are position from leader and (how wide the horse was at that position)

NoHorse	Plc	Mar	800 Posi	400 Posi	Time	3rd Qtr	4th Qt
4 Bettors Pride	1	0.0m	0.0m (0)	0.0m (0)	2:34.70	27.90s	28.40s
3 Mikis Beach	2	13.2m	1.5m (1)	3.5m (1)	2:35.68	28.04s	29.14s
1 Luke Attack	3	13.3m	4.3m (0)	4.3m (0)	2:35.69	27.90s	29.09s
11 Fly To The Finish	4	14.0m	13.9m (0)	10.0m (0)	2:35.74	27.64s	28.74s
6 Cold Hard Cash	5	15.0m	11.0m (1)	10.6m (1)	2:35.82	27.88s	28.78s
10 Blazing Reactor	6	15.1m	8.9m (0)	6.1m (2)	2:35.83	27.70s	29.10s
7 Alta Freeway	7	18.5m	14.7m (1)	14.9m (1)	2:36.08	27.92s	28.74s
2 Sunpatra	8	19.5m	18.8m (0)	17.7m (0)	2:36.15	27.84s	28.61s
8 Chaco Eagle	9	21.3m	19.0m (1)	19.2m (1)	2:36.29	27.92s	28.65s
9 Cams Boulder	10	23.7m	23.1m (0)	22.0m (0)	2:36.47	27.84s	28.63s
5 Mister Piccolo	11	31.0m	6.9m (1)	10.0m (3)	2:37.01	28.12s	30.01s

## Finish Position and metres gained

First Arrow shows distance gain/loss from 2nd Qtr to 3rd Qtr,  
Second Arrow shows distance gain/loss from 3rd Qtr to Finish  
Blue arrow indicates best gain in these quarters.



Visual positions in race at 2nd Quarter

800



Visual positions in race at 3rd Quarter

400



Powered by



Harness Analyser

Sectional Analysis Software

Not just form | Free Trial

[www.facebook.com/PJHarnessRacing](http://www.facebook.com/PJHarnessRacing)



RISE Digital, Harness Racing Australia nor the provider accepts any responsibility for the completeness or accuracy of any of the information contained herein, and makes no representations about its suitability for any particular purpose. Users should make their own judgements about those matters and/or seek independent advice. You assume all risks associated with use of data provided on this page



# Gloucester Park Race 4 Distance 2130m

Friday, 25 April 2025


Gross Time: 2:33.30 MileRate: 1:55.80 LeadTime: 36.00s First Qtr: 30.60s Second Qtr: 30.00s Third Qtr: 28.60s Fourth Qtr: 28.10s

DATA TABLE: 800 / 400 Posi's are position from leader and (how wide the horse was at that position)


No	Horse	Plc	Mar	800 Posi	400 Posi	Time	3rd Qtr	4th Qt
8	Longreach Bay	1	0.0m	0.0m (0)	0.0m (0)	2:33.30	28.60s	28.10s
3	Lion Queen	2	2.3m	9.3m (1)	2.6m (2)	2:33.47	28.12s	28.09s
11	Our Vinnie	3	3.5m	12.7m (0)	8.8m (0)	2:33.56	28.32s	27.74s
1	Our Lililou	4	6.6m	4.2m (0)	4.0m (0)	2:33.79	28.58s	28.31s
7	Rock Me Over	5	7.0m	16.9m (0)	12.8m (0)	2:33.82	28.30s	27.72s
12	Belly Up	6	8.2m	18.0m (1)	15.4m (3)	2:33.91	28.41s	27.62s
9	Como El Viento	7	10.7m	21.1m (0)	16.0m (1)	2:34.09	28.22s	27.77s
4	Lord Titanium	8	15.9m	5.1m (1)	2.6m (1)	2:34.47	28.42s	29.09s
5	Dark Eyes	9	17.7m	26.5m (1)	21.9m (0)	2:34.61	28.26s	27.87s
6	Awaitinginstructions	10	23.8m	22.2m (1)	20.5m (1)	2:35.06	28.46s	28.42s
10	Soho Moonraker	11	24.2m	8.4m (0)	7.7m (1)	2:35.09	28.54s	29.35s
2	Manhattan Moon	12	29.2m	13.8m (1)	13.4m (2)	2:35.46	28.56s	29.31s

## Finish Position and metres gained

First Arrow shows distance gain/loss from 2nd Qtr to 3rd Qtr,  
Second Arrow shows distance gain/loss from 3rd Qtr to Finish  
Blue arrow indicates best gain in these quarters.



Visual positions in race at 2nd Quarter



Visual positions in race at 3rd Quarter



Powered by



Harness Analyser

Sectional Analysis Software

Not just form | Free Trial

[www.facebook.com/PJHarnessRacing](http://www.facebook.com/PJHarnessRacing)



RISE Digital, Harness Racing Australia nor the provider accepts any responsibility for the completeness or accuracy of any of the information contained herein, and makes no representations about its suitability for any particular purpose. Users should make their own judgements about those matters and/or seek independent advice. You assume all risks associated with use of data provided on this page

# Gloucester Park Race 5 Distance 2130m

Friday, 25 April 2025


Gross Time: 2:32.70 MileRate: 1:55.40 LeadTime: 35.80s First Qtr: 30.70s Second Qtr: 29.30s Third Qtr: 28.50s Fourth Qtr: 28.40s

DATA TABLE: 800 / 400 Posi's are position from leader and (how wide the horse was at that position)

NoHorse	Plc	Mar	800 Posi	400 Posi	Time	3rd Qtr	4th Qt
7 Gully Gum	1	0.0m	0.0m (0)	0.0m (0)	2:32.70	28.50s	28.40s
1 Major Freeway	2	1.4m	4.2m (0)	5.6m (0)	2:32.80	28.60s	28.10s
9 Golden Lode	3	5.9m	7.9m (2)	9.4m (3)	2:33.14	28.61s	28.15s
5 Menemsha	4	6.8m	5.7m (1)	8.0m (2)	2:33.21	28.66s	28.32s
4 Follow Rocknroll	5	7.4m	9.6m (1)	12.2m (1)	2:33.25	28.68s	28.06s
8 Rolling Fire	6	10.4m	1.4m (1)	4.8m (1)	2:33.48	28.74s	28.80s
11 Lil Happy Fella	7	11.8m	13.3m (0)	17.0m (0)	2:33.58	28.76s	28.03s
3 Sugar Street	8	22.8m	11.9m (2)	20.4m (3)	2:34.40	29.10s	28.57s
2 Heavenly Wage	9	26.3m	14.4m (1)	18.6m (1)	2:34.66	28.80s	28.94s
6 Paul Edward	10	47.7m	4.0m (2)	17.8m (2)	2:36.26	29.48s	30.51s
10 Eldaytona	11	114.2m	9.0m (0)	13.0m (0)	2:41.22	28.80s	35.55s

## Finish Position and metres gained

First Arrow shows distance gain/loss from 2nd Qtr to 3rd Qtr, Second Arrow shows distance gain/loss from 3rd Qtr to Finish Blue arrow indicates best gain in these quarters.



800

Visual positions in race at 2nd Quarter



400

Visual positions in race at 3rd Quarter



Powered by



Harness Analyser

Sectional Analysis Software

Not just form | Free Trial

[www.facebook.com/PJHarnessRacing](http://www.facebook.com/PJHarnessRacing)



RISE Digital, Harness Racing Australia nor the provider accepts any responsibility for the completeness or accuracy of any of the information contained herein, and makes no representations about its suitability for any particular purpose. Users should make their own judgements about those matters and/or seek independent advice. You assume all risks associated with use of data provided on this page

# Gloucester Park Race 6 Distance 2536m

Friday, 25 April 2025


Gross Time: 3:03.60 MileRate: 1:56.50 LeadTime: 68.10s First Qtr: 30.10s Second Qtr: 28.60s Third Qtr: 28.10s Fourth Qtr: 28.70s

DATA TABLE: 800 / 400 Posi's are position from leader and (how wide the horse was at that position)

No	Horse	Plc	Mar	800 Posi	400 Posi	Time	3rd Qtr	4th Qt
1	Prince Of Pleasure	1	0.0m	0.0m (0)	0.0m (0)	3:03.60	28.10s	28.70s
10	Ima Fivestar General	2	6.8m	4.0m (0)	4.0m (0)	3:04.11	28.10s	28.93s
8	Tricky Miki	3	7.6m	12.3m (0)	11.3m (0)	3:04.17	28.04s	28.47s
11	Tiger Royal	4	9.7m	8.3m (0)	7.7m (1)	3:04.33	28.06s	28.89s
7	Spyglass	5	11.6m	26.1m (0)	23.8m (0)	3:04.47	27.96s	27.89s
9	Talks Up A Storm	6	11.6m	16.3m (0)	16.2m (0)	3:04.47	28.10s	28.43s
6	Magnus Victor	7	12.0m	1.4m (1)	2.9m (1)	3:04.50	28.20s	29.40s
3	Alcopony	8	14.6m	13.5m (1)	15.9m (1)	3:04.70	28.28s	28.68s
12	Lusaka	9	14.9m	21.5m (0)	23.6m (1)	3:04.72	28.26s	28.16s
2	El Chema	10	15.8m	17.5m (1)	19.6m (1)	3:04.79	28.26s	28.51s
4	Blitzembye	11	20.4m	9.7m (1)	12.2m (1)	3:05.14	28.28s	29.38s
5	Sorridere	12	27.0m	5.4m (1)	7.7m (2)	3:05.63	28.26s	30.19s

## Finish Position and metres gained

First Arrow shows distance gain/loss from 2nd Qtr to 3rd Qtr,  
Second Arrow shows distance gain/loss from 3rd Qtr to Finish  
Blue arrow indicates best gain in these quarters.



800

Visual positions in race at 2nd Quarter



400

Visual positions in race at 3rd Quarter



Powered by  
**PJ** Harness Analyser

Sectional Analysis Software  
Not just form | Free Trial

[www.facebook.com/PJHarnessRacing](http://www.facebook.com/PJHarnessRacing)



RISE Digital, Harness Racing Australia nor the provider accepts any responsibility for the completeness or accuracy of any of the information contained herein, and makes no representations about its suitability for any particular purpose. Users should make their own judgements about those matters and/or seek independent advice. You assume all risks associated with use of data provided on this page



# Gloucester Park Race 7 Distance 2130m

Friday, 25 April 2025

Gross Time: 2:35.10

MileRate: 1:57.20

LeadTime: 38.10s

First Qtr: 32.20s

Second Qtr: 29.20s

Third Qtr: 27.30s

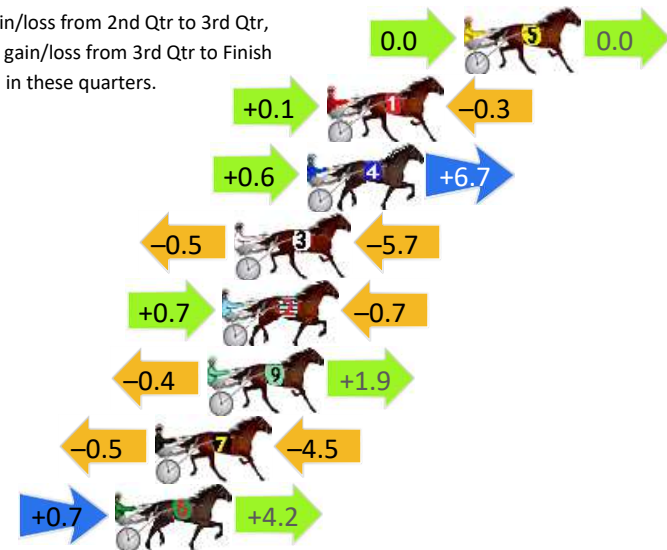
Fourth Qtr: 28.30s

DATA TABLE: 800 / 400 Posi's are position from leader and (how wide the horse was at that position)

No	Horse	Plc	Mar	800 Posi	400 Posi	Time	3rd Qtr	4th Qt
5	Franco Encore	1	0.0m	0.0m (0)	0.0m (0)	2:35.10	27.30s	28.30s
1	Chilli Punter	2	5.5m	5.3m (0)	5.2m (0)	2:35.51	27.30s	28.35s
4	Grevis	3	6.3m	13.6m (0)	13.0m (0)	2:35.57	27.28s	27.87s
3	Quinton	4	9.2m	3.0m (1)	3.5m (1)	2:35.78	27.34s	28.74s
2	Prince Of Pain	5	9.7m	9.7m (0)	9.0m (0)	2:35.82	27.26s	28.40s
9	Rox The World	6	10.3m	11.8m (1)	12.2m (1)	2:35.87	27.34s	28.22s
7	The little Master	7	12.4m	7.4m (1)	7.9m (1)	2:36.02	27.34s	28.68s
6	Kurious Boy	8	14.0m	18.9m (0)	18.2m (0)	2:36.14	27.28s	28.08s


## Finish Position and metres gained

First Arrow shows distance gain/loss from 2nd Qtr to 3rd Qtr,  
Second Arrow shows distance gain/loss from 3rd Qtr to Finish  
Blue arrow indicates best gain in these quarters.



800

Visual positions in race at 2nd Quarter



400

Visual positions in race at 3rd Quarter



Powered by



Harness Analyser

Sectional Analysis Software

Not just form | Free Trial

[www.facebook.com/PJHarnessRacing](http://www.facebook.com/PJHarnessRacing)



RISE Digital, Harness Racing Australia nor the provider accepts any responsibility for the completeness or accuracy of any of the information contained herein, and makes no representations about its suitability for any particular purpose. Users should make their own judgements about those matters and/or seek independent advice. You assume all risks associated with use of data provided on this page

# Gloucester Park Race 8 Distance 2130m

Friday, 25 April 2025

Gross Time: 2:36.50

MileRate: 1:58.20

LeadTime: 37.70s

First Qtr: 31.50s

Second Qtr: 30.00s

Third Qtr: 28.60s

Fourth Qtr: 28.70s

DATA TABLE: 800 / 400 Posi's are position from leader and (how wide the horse was at that position)

No	Horse	Plc	Mar	800 Posi	400 Posi	Time	3rd Qtr	4th Qt
4	Franco Sheriff	1	0.0m	0.9m (1)	0.6m (1)	2:36.50	28.58s	28.66s
1	Ya Bettor Followme	2	1.2m	0.0m (0)	0.0m (0)	2:36.59	28.60s	28.79s
7	Feeling Aces	3	1.8m	8.4m (0)	5.1m (1)	2:36.64	28.36s	28.47s
5	Barbados	4	4.7m	13.2m (1)	13.8m (1)	2:36.85	28.64s	28.07s
2	Alfredi	5	4.7m	4.2m (0)	4.2m (0)	2:36.85	28.60s	28.75s
8	Beyond Bling	6	7.6m	14.1m (0)	10.4m (0)	2:37.07	28.34s	28.53s
6	Rollindowntheriver	7	9.8m	9.3m (1)	7.4m (2)	2:37.24	28.46s	28.91s
3	Keayang Jigsaw	8	12.5m	5.1m (1)	2.9m (2)	2:37.44	28.44s	29.44s

## Finish Position and metres gained

First Arrow shows distance gain/loss from 2nd Qtr to 3rd Qtr,  
Second Arrow shows distance gain/loss from 3rd Qtr to Finish  
Blue arrow indicates best gain in these quarters.



800

Visual positions in race at 2nd Quarter



400

Visual positions in race at 3rd Quarter



Powered by



Harness Analyser

Sectional Analysis Software

Not just form | Free Trial

[www.facebook.com/PJHarnessRacing](http://www.facebook.com/PJHarnessRacing)



RISE Digital, Harness Racing Australia nor the provider accepts any responsibility for the completeness or accuracy of any of the information contained herein, and makes no representations about its suitability for any particular purpose. Users should make their own judgements about those matters and/or seek independent advice. You assume all risks associated with use of data provided on this page



# Gloucester Park Race 9 Distance 2130m

Friday, 25 April 2025

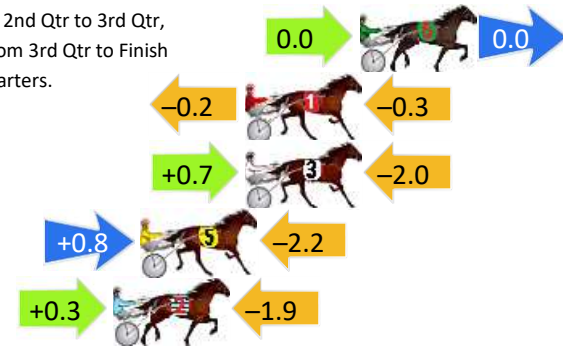
Gross Time: 2:35.40 MileRate: 1:57.40 LeadTime: 37.30s First Qtr: 30.90s Second Qtr: 31.00s Third Qtr: 29.20s Fourth Qtr: 27.00s

DATA TABLE: 800 / 400 Posi's are position from leader and (how wide the horse was at that position)

NoHorse	Plc	Mar	800 Posi	400 Posi	Time	3rd Qtr	4th Qt
6 Cyclone Jordy	1	0.0m	0.0m (0)	0.0m (0)	2:35.40	29.20s	27.00s
1 Control The Room	2	4.6m	4.1m (0)	4.3m (0)	2:35.73	29.20s	27.03s
3 Scooter B	3	4.6m	3.3m (1)	2.6m (1)	2:35.73	29.14s	27.15s
5 Ruby Lou	4	8.8m	7.4m (1)	6.6m (1)	2:36.03	29.12s	27.16s
2 Captain Stirling	5	9.9m	8.3m (0)	8.0m (0)	2:36.10	29.16s	27.14s

## Finish Position and metres gained

First Arrow shows distance gain/loss from 2nd Qtr to 3rd Qtr,  
Second Arrow shows distance gain/loss from 3rd Qtr to Finish  
Blue arrow indicates best gain in these quarters.



800

Visual positions in race at 2nd Quarter



400

Visual positions in race at 3rd Quarter



Powered by



Harness Analyser

Sectional Analysis Software

Not just form | Free Trial

[www.facebook.com/PJHarnessRacing](http://www.facebook.com/PJHarnessRacing)



RISE Digital, Harness Racing Australia nor the provider accepts any responsibility for the completeness or accuracy of any of the information contained herein, and makes no representations about its suitability for any particular purpose. Users should make their own judgements about those matters and/or seek independent advice. You assume all risks associated with use of data provided on this page

# Gloucester Park Race 10 Distance 2536m

Friday, 25 April 2025

Gross Time: 3:00.30

MileRate: 1:54.40

LeadTime: 66.30s

First Qtr: 29.40s

Second Qtr: 27.80s

Third Qtr: 28.40s


Fourth Qtr: 28.40s

DATA TABLE: 800 / 400 Posi's are position from leader and (how wide the horse was at that position)

No	Horse	Plc	Mar	800 Posi	400 Posi	Time	3rd Qtr	4th Qt
7	Mister Smartee	1	0.0m	4.1m (1)	6.0m (1)	3:00.30	28.54s	27.98s
5	Gee Heza Sport	2	2.1m	8.1m (1)	10.5m (1)	3:00.46	28.58s	27.81s
4	Minstrel	3	2.4m	0.9m (0)	0.0m (0)	3:00.48	28.34s	28.58s
10	Swayzee	4	2.8m	0.0m (1)	2.0m (1)	3:00.51	28.54s	28.47s
2	Mighty Ronaldo	5	3.7m	8.7m (0)	8.5m (0)	3:00.58	28.40s	28.08s
1	Otis	6	6.6m	4.9m (0)	4.0m (0)	3:00.79	28.34s	28.61s
6	Hoppys Way	7	10.8m	12.7m (0)	12.5m (0)	3:01.11	28.40s	28.33s
3	Waverider	8	13.1m	12.5m (1)	14.5m (1)	3:01.28	28.56s	28.36s
9	Catch A Wave	9	15.6m	16.5m (1)	15.1m (2)	3:01.46	28.32s	28.50s
8	Justcallmemiki	10	44.4m	18.0m (0)	23.5m (0)	3:03.61	28.82s	30.05s

## Finish Position and metres gained

First Arrow shows distance gain/loss from 2nd Qtr to 3rd Qtr,  
Second Arrow shows distance gain/loss from 3rd Qtr to Finish  
Blue arrow indicates best gain in these quarters.



800

Visual positions in race at 2nd Quarter



400

Visual positions in race at 3rd Quarter



Powered by



Harness Analyser

Sectional Analysis Software

Not just form | Free Trial

[www.facebook.com/PJHarnessRacing](http://www.facebook.com/PJHarnessRacing)



RISE Digital, Harness Racing Australia nor the provider accepts any responsibility for the completeness or accuracy of any of the information contained herein, and makes no representations about its suitability for any particular purpose. Users should make their own judgements about those matters and/or seek independent advice. You assume all risks associated with use of data provided on this page