

# Gloucester Park Race 1 Distance 2130m

Friday, 21 March 2025

Gross Time: 2:34.70

MileRate: 1:56.90

LeadTime: 37.70s

First Qtr: 30.10s

Second Qtr: 29.00s

Third Qtr: 28.50s

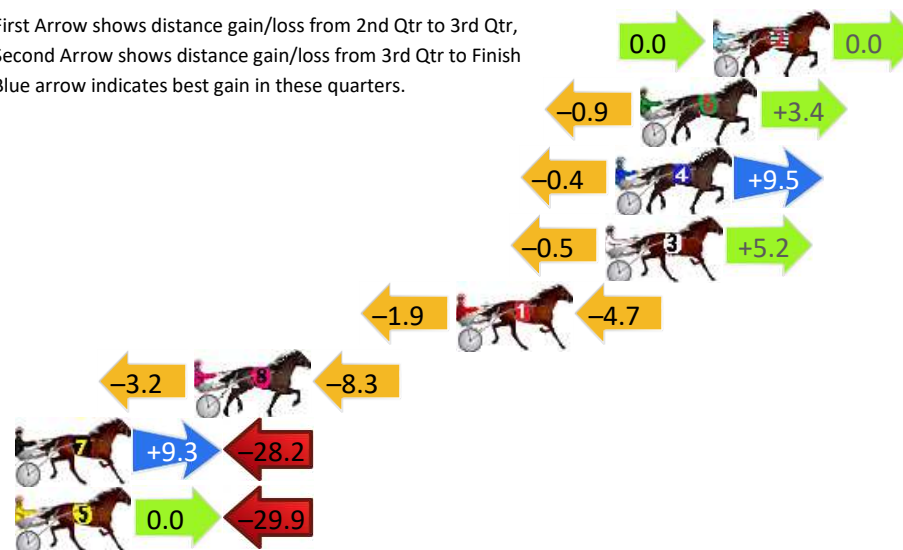
Fourth Qtr: 29.40s

DATA TABLE: 800 / 400 Posi's are position from leader and (how wide the horse was at that position)

No	Horse	Plc	Mar	800 Posi	400 Posi	Time	3rd Qtr	4th Qt
2	Reinette	1	0.0m	0.0m (0)	0.0m (0)	2:34.70	28.50s	29.40s
6	Fakenit	2	2.9m	5.4m (1)	6.3m (1)	2:34.92	28.57s	29.17s
4	Aretha	3	3.9m	13.0m (0)	13.4m (0)	2:35.00	28.54s	28.74s
3	Ruby Lou	4	4.3m	9.0m (0)	9.5m (0)	2:35.03	28.54s	29.05s
1	Iseeubaby	5	10.3m	3.7m (0)	5.6m (0)	2:35.49	28.64s	29.79s
8	Its Maa Time	6	20.8m	9.3m (1)	12.5m (1)	2:36.30	28.74s	30.10s
7	Quintessa	7	31.0m	12.1m (2)	2.8m (2)	2:37.09	27.84s	31.59s
5	Delulu	8	31.3m	1.4m (1)	1.4m (1)	2:37.11	28.50s	31.71s

## Finish Position and metres gained

First Arrow shows distance gain/loss from 2nd Qtr to 3rd Qtr,  
Second Arrow shows distance gain/loss from 3rd Qtr to Finish  
Blue arrow indicates best gain in these quarters.



800

Visual positions in race at 2nd Quarter



400

Visual positions in race at 3rd Quarter



Powered by



Harness Analyser

Sectional Analysis Software

Not just form | Free Trial

[www.facebook.com/PJHarnessRacing](http://www.facebook.com/PJHarnessRacing)



RISE Digital, Harness Racing Australia nor the provider accepts any responsibility for the completeness or accuracy of any of the information contained herein, and makes no representations about its suitability for any particular purpose. Users should make their own judgements about those matters and/or seek independent advice. You assume all risks associated with use of data provided on this page

# Gloucester Park Race 2 Distance 2130m

Friday, 21 March 2025

Gross Time: 2:34.80

MileRate: 1:57.00

LeadTime: 37.90s

First Qtr: 30.70s

Second Qtr: 29.50s

Third Qtr: 28.50s


Fourth Qtr: 28.20s

DATA TABLE: 800 / 400 Posi's are position from leader and (how wide the horse was at that position)

No	Horse	Plc	Mar	800 Posi	400 Posi	Time	3rd Qtr	4th Qt
10	Cyclone Jordy	1	0.0m	0.0m (0)	0.0m (0)	2:34.80	28.50s	28.20s
6	Maungatahi	2	6.7m	6.5m (1)	5.7m (1)	2:35.30	28.44s	28.29s
1	Illawong Mustang	3	8.1m	4.0m (0)	4.3m (0)	2:35.40	28.52s	28.50s
4	Follow Rocknroll	4	12.3m	10.2m (1)	9.7m (1)	2:35.71	28.46s	28.43s
5	Montana Glory	5	12.7m	2.6m (1)	1.7m (1)	2:35.74	28.44s	29.02s
9	Eldaytona	6	16.8m	12.1m (0)	12.5m (0)	2:36.04	28.52s	28.56s
3	Sugar Apple	7	17.7m	7.9m (0)	8.5m (0)	2:36.11	28.54s	28.91s
8	My Ultimate Chevron	8	18.1m	16.1m (0)	13.9m (1)	2:36.14	28.34s	28.56s
7	Storyteller	9	26.9m	4.0m (2)	4.9m (2)	2:36.79	28.56s	29.85s

## Finish Position and metres gained

First Arrow shows distance gain/loss from 2nd Qtr to 3rd Qtr,  
Second Arrow shows distance gain/loss from 3rd Qtr to Finish  
Blue arrow indicates best gain in these quarters.



800

Visual positions in race at 2nd Quarter



400

Visual positions in race at 3rd Quarter



Powered by



Harness Analyser

Sectional Analysis Software

Not just form | Free Trial

[www.facebook.com/PJHarnessRacing](http://www.facebook.com/PJHarnessRacing)



RISE Digital, Harness Racing Australia nor the provider accepts any responsibility for the completeness or accuracy of any of the information contained herein, and makes no representations about its suitability for any particular purpose. Users should make their own judgements about those matters and/or seek independent advice. You assume all risks associated with use of data provided on this page

# Gloucester Park Race 3 Distance 2130m

Friday, 21 March 2025

Gross Time: 2:33.20

MileRate: 1:55.80

LeadTime: 36.60s

First Qtr: 30.80s

Second Qtr: 29.10s

Third Qtr: 27.50s


Fourth Qtr: 29.20s

DATA TABLE: 800 / 400 Posi's are position from leader and (how wide the horse was at that position)

No	Horse	Plc	Mar	800 Posi	400 Posi	Time	3rd Qtr	4th Qt
10	Menemsha	1	0.0m	12.3m (0)	14.5m (1)	2:33.20	27.68s	28.18s
8	Magnus Victor	2	0.0m	9.4m (2)	11.4m (2)	2:33.20	27.66s	28.40s
4	Thelittle Master	3	1.2m	0.0m (0)	0.0m (0)	2:33.29	27.50s	29.29s
7	Waverider	4	2.1m	2.1m (1)	1.5m (1)	2:33.36	27.46s	29.26s
3	Callmewhatuwant	5	4.1m	6.4m (1)	6.0m (1)	2:33.51	27.48s	29.09s
9	Dalvey Robyn	6	8.3m	5.3m (2)	7.4m (2)	2:33.84	27.66s	29.31s
1	Sound Wave	7	9.4m	8.2m (0)	12.8m (0)	2:33.92	27.84s	29.02s
11	Galaxy Warrior	8	11.1m	10.5m (1)	10.3m (1)	2:34.05	27.50s	29.33s
12	Navy Street	9	15.7m	16.1m (0)	17.9m (0)	2:34.40	27.66s	29.14s
5	Bettor Move Along	10	24.5m	14.6m (1)	16.5m (2)	2:35.08	27.66s	29.91s
2	Onesmartfella	11	45.0m	4.1m (0)	8.5m (0)	2:36.65	27.82s	32.05s

## Finish Position and metres gained

First Arrow shows distance gain/loss from 2nd Qtr to 3rd Qtr,  
Second Arrow shows distance gain/loss from 3rd Qtr to Finish  
Blue arrow indicates best gain in these quarters.



800

Visual positions in race at 2nd Quarter



400

Visual positions in race at 3rd Quarter



Powered by



Harness Analyser

Sectional Analysis Software

Not just form | Free Trial

[www.facebook.com/PJHarnessRacing](http://www.facebook.com/PJHarnessRacing)



RISE Digital, Harness Racing Australia nor the provider accepts any responsibility for the completeness or accuracy of any of the information contained herein, and makes no representations about its suitability for any particular purpose. Users should make their own judgements about those matters and/or seek independent advice. You assume all risks associated with use of data provided on this page

# Gloucester Park Race 4 Distance 2130m

Friday, 21 March 2025

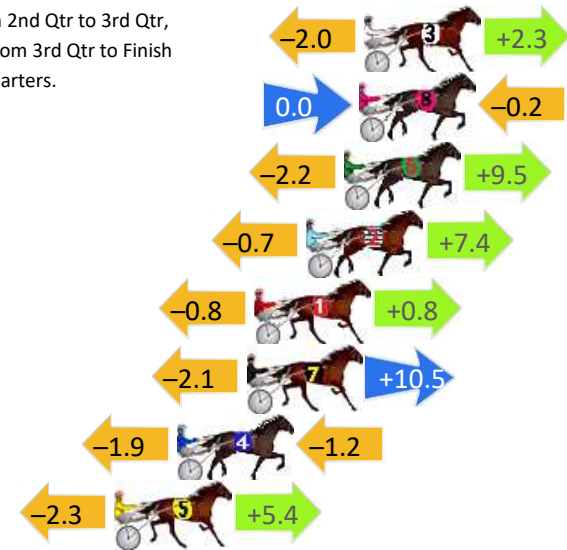
Gross Time: 2:32.60 MileRate: 1:55.30 LeadTime: 37.00s First Qtr: 30.60s Second Qtr: 28.70s Third Qtr: 27.70s Fourth Qtr: 28.60s

DATA TABLE: 800 / 400 Posi's are position from leader and (how wide the horse was at that position)

NoHorse	Plc	Mar	800 Posi	400 Posi	Time	3rd Qtr	4th Qt
3 Tenzing Bromac	1	0.0m	0.3m (1)	2.3m (1)	2:32.60	27.84s	28.44s
8 Mighty Ronaldo	2	0.2m	0.0m (0)	0.0m (0)	2:32.62	27.70s	28.62s
6 Mighty Conqueror	3	0.8m	8.1m (1)	10.3m (1)	2:32.66	27.86s	27.94s
2 Galactic Star	4	2.3m	9.0m (0)	9.7m (0)	2:32.77	27.76s	28.09s
1 The Miki Taker	5	4.4m	4.4m (0)	5.2m (0)	2:32.93	27.76s	28.57s
7 Steel The Show	6	4.7m	13.1m (1)	15.2m (1)	2:32.95	27.86s	27.89s
4 Machnificent	7	7.5m	4.4m (1)	6.3m (1)	2:33.16	27.84s	28.72s
5 Talks Up A Storm	8	10.0m	13.1m (0)	15.4m (0)	2:33.35	27.88s	28.27s

## Finish Position and metres gained

First Arrow shows distance gain/loss from 2nd Qtr to 3rd Qtr,  
Second Arrow shows distance gain/loss from 3rd Qtr to Finish  
Blue arrow indicates best gain in these quarters.



800

Visual positions in race at 2nd Quarter



400

Visual positions in race at 3rd Quarter



Powered by



Harness Analyser

Sectional Analysis Software

Not just form | Free Trial

[www.facebook.com/PJHarnessRacing](http://www.facebook.com/PJHarnessRacing)



RISE Digital, Harness Racing Australia nor the provider accepts any responsibility for the completeness or accuracy of any of the information contained herein, and makes no representations about its suitability for any particular purpose. Users should make their own judgements about those matters and/or seek independent advice. You assume all risks associated with use of data provided on this page

# Gloucester Park Race 5 Distance 1730m

Friday, 21 March 2025

Gross Time: 2:05.10

MileRate: 1:56.40

LeadTime: 7.80s

First Qtr: 29.70s

Second Qtr: 31.20s

Third Qtr: 28.60s


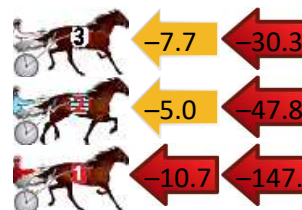
Fourth Qtr: 27.80s

DATA TABLE: 800 / 400 Posi's are position from leader and (how wide the horse was at that position)

NoHorse	Plc	Mar	800 Posi	400 Posi	Time	3rd Qtr	4th Qt
5 Wishing Belle	1	0.0m	1.7m (1)	1.5m (1)	2:05.10	28.58s	27.70s
4 Chugach	2	1.1m	0.0m (0)	0.0m (0)	2:05.18	28.60s	27.88s
3 Copper Fine	3	55.7m	17.7m (0)	25.4m (1)	2:09.17	29.12s	30.09s
2 Wheres My Halo	4	60.1m	7.3m (0)	12.3m (0)	2:09.49	28.94s	31.33s
1 My Hardprint	5	170.8m	12.7m (0)	23.4m (0)	2:17.59	29.34s	38.65s

## Finish Position and metres gained

First Arrow shows distance gain/loss from 2nd Qtr to 3rd Qtr,  
Second Arrow shows distance gain/loss from 3rd Qtr to Finish  
Blue arrow indicates best gain in these quarters.



8  
0  
0

Visual positions in race at 2nd Quarter



4  
0  
0

Visual positions in race at 3rd Quarter



Powered by



Harness Analyser

Sectional Analysis Software

Not just form | Free Trial

[www.facebook.com/PJHarnessRacing](http://www.facebook.com/PJHarnessRacing)



RISE Digital, Harness Racing Australia nor the provider accepts any responsibility for the completeness or accuracy of any of the information contained herein, and makes no representations about its suitability for any particular purpose. Users should make their own judgements about those matters and/or seek independent advice. You assume all risks associated with use of data provided on this page

# Gloucester Park Race 6 Distance 2130m

Friday, 21 March 2025


Gross Time: 2:36.20 MileRate: 1:58.00 LeadTime: 38.50s First Qtr: 31.90s Second Qtr: 29.60s Third Qtr: 27.90s Fourth Qtr: 28.30s

DATA TABLE: 800 / 400 Posi's are position from leader and (how wide the horse was at that position)

No	Horse	Plc	Mar	800 Posi	400 Posi	Time	3rd Qtr	4th Qt
5	Belly Up	1	0.0m	4.9m (2)	2.4m (2)	2:36.20	27.72s	28.14s
7	My Watchlist	2	17.0m	8.9m (2)	8.1m (2)	2:37.46	27.84s	29.00s
4	Allwood Mach	3	17.5m	1.5m (1)	3.5m (1)	2:37.50	28.04s	29.36s
2	Wicked Hustler	4	18.4m	0.0m (0)	0.0m (0)	2:37.57	27.90s	29.67s
8	Chillin	5	18.4m	12.4m (1)	12.3m (1)	2:37.57	27.90s	28.81s
3	Alfredi	6	21.4m	8.9m (0)	12.3m (0)	2:37.79	28.14s	29.03s
6	Prince Of Pain	7	21.9m	7.5m (1)	7.2m (1)	2:37.83	27.88s	29.43s
1	Torrevean Amy	8	33.4m	4.9m (0)	8.0m (0)	2:38.68	28.12s	30.22s
9	Acoltnamedsu	9	35.5m	18.2m (0)	20.1m (0)	2:38.84	28.04s	29.54s

## Finish Position and metres gained

First Arrow shows distance gain/loss from 2nd Qtr to 3rd Qtr,  
Second Arrow shows distance gain/loss from 3rd Qtr to Finish  
Blue arrow indicates best gain in these quarters



800

Visual positions in race at 2nd Quarter



400

Visual positions in race at 3rd Quarter



Powered by



Harness Analyser

Sectional Analysis Software

Not just form | Free Trial

[www.facebook.com/PJHarnessRacing](http://www.facebook.com/PJHarnessRacing)



RISE Digital, Harness Racing Australia nor the provider accepts any responsibility for the completeness or accuracy of any of the information contained herein, and makes no representations about its suitability for any particular purpose. Users should make their own judgements about those matters and/or seek independent advice. You assume all risks associated with use of data provided on this page

# Gloucester Park Race 7 Distance 1730m

Friday, 21 March 2025

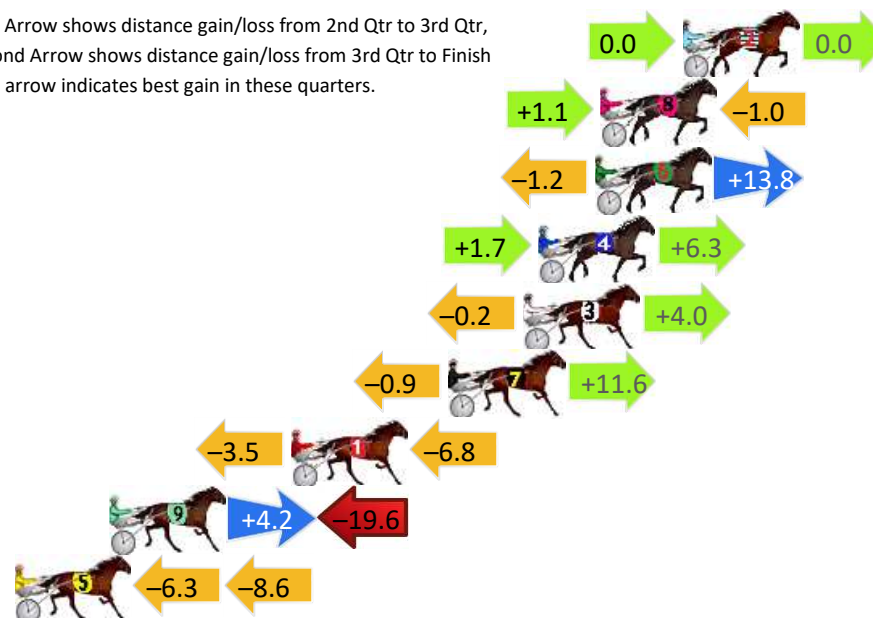
Gross Time: 2:03.50 MileRate: 1:54.90 LeadTime: 7.60s First Qtr: 29.20s Second Qtr: 29.10s Third Qtr: 28.50s Fourth Qtr: 29.10s

DATA TABLE: 800 / 400 Posi's are position from leader and (how wide the horse was at that position)

NoHorse	Plc	Mar	800 Posi	400 Posi	Time	3rd Qtr	4th Qt
2 Sweet Vivienne	1	0.0m	0.0m (0)	0.0m (0)	2:03.50	28.50s	29.10s
8 Princess Katie	2	3.3m	3.4m (1)	2.3m (1)	2:03.75	28.42s	29.19s
6 Alta Allure	3	3.5m	16.1m (1)	17.3m (1)	2:03.77	28.60s	28.13s
4 Pushbutton Rock	4	5.8m	13.8m (0)	12.1m (2)	2:03.94	28.38s	28.68s
3 Remarkable Rock	5	6.4m	10.2m (0)	10.4m (1)	2:03.99	28.52s	28.85s
7 Hunt The Magic	6	9.4m	20.1m (0)	21.0m (0)	2:04.22	28.58s	28.32s
1 Dat Lovely	7	15.7m	5.4m (0)	8.9m (0)	2:04.70	28.76s	29.66s
9 Madam Publisher	8	23.0m	7.6m (1)	3.4m (2)	2:05.26	28.20s	30.61s
5 Bettagetonpip	9	26.8m	11.9m (1)	18.2m (2)	2:05.55	28.96s	29.84s

## Finish Position and metres gained

First Arrow shows distance gain/loss from 2nd Qtr to 3rd Qtr,  
Second Arrow shows distance gain/loss from 3rd Qtr to Finish  
Blue arrow indicates best gain in these quarters.



800

Visual positions in race at 2nd Quarter



400

Visual positions in race at 3rd Quarter



Powered by



Harness Analyser

Sectional Analysis Software

Not just form | Free Trial

[www.facebook.com/PJHarnessRacing](http://www.facebook.com/PJHarnessRacing)



RISE Digital, Harness Racing Australia nor the provider accepts any responsibility for the completeness or accuracy of any of the information contained herein, and makes no representations about its suitability for any particular purpose. Users should make their own judgements about those matters and/or seek independent advice. You assume all risks associated with use of data provided on this page

# Gloucester Park Race 8 Distance 2130m

Friday, 21 March 2025

Gross Time: 2:35.20

MileRate: 1:57.20

LeadTime: 38.50s

First Qtr: 30.90s

Second Qtr: 29.60s

Third Qtr: 28.10s

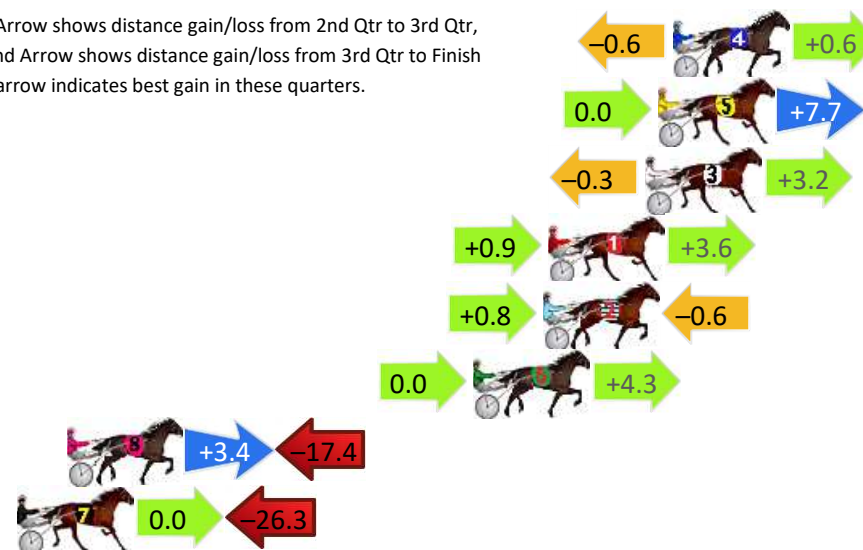
Fourth Qtr: 28.10s

DATA TABLE: 800 / 400 Posi's are position from leader and (how wide the horse was at that position)

NoHorse	Plc	Mar	800 Posi	400 Posi	Time	3rd Qtr	4th Qt
4 High Price	1	0.0m	0.0m (1)	0.6m (1)	2:35.20	28.14s	28.06s
5 El Chema	2	0.6m	8.3m (1)	8.3m (1)	2:35.24	28.10s	27.56s
3 Ima Fivestar General	3	1.1m	4.0m (1)	4.3m (1)	2:35.28	28.12s	27.88s
1 Rock Me Over	4	5.0m	9.5m (0)	8.6m (0)	2:35.57	28.04s	27.87s
2 Cordero	5	5.2m	5.4m (0)	4.6m (0)	2:35.58	28.04s	28.16s
6 Paul Edward	6	8.0m	12.3m (1)	12.3m (1)	2:35.79	28.10s	27.83s
8 All Is Well	7	24.3m	10.3m (2)	6.9m (2)	2:36.99	27.86s	29.41s
7 Hoppys Way	8	26.3m	0.0m (0)	0.0m (0)	2:37.14	28.10s	30.04s

## Finish Position and metres gained

First Arrow shows distance gain/loss from 2nd Qtr to 3rd Qtr,  
Second Arrow shows distance gain/loss from 3rd Qtr to Finish  
Blue arrow indicates best gain in these quarters.



800

Visual positions in race at 2nd Quarter



400

Visual positions in race at 3rd Quarter



Powered by



Harness Analyser

Sectional Analysis Software

Not just form | Free Trial

[www.facebook.com/PJHarnessRacing](http://www.facebook.com/PJHarnessRacing)



RISE Digital, Harness Racing Australia nor the provider accepts any responsibility for the completeness or accuracy of any of the information contained herein, and makes no representations about its suitability for any particular purpose. Users should make their own judgements about those matters and/or seek independent advice. You assume all risks associated with use of data provided on this page

# Gloucester Park Race 9 Distance 2503m

Friday, 21 March 2025

Gross Time: 3:14.40

MileRate: 2:04.00

LeadTime: 73.30s

First Qtr: 30.70s

Second Qtr: 30.30s

Third Qtr: 29.60s

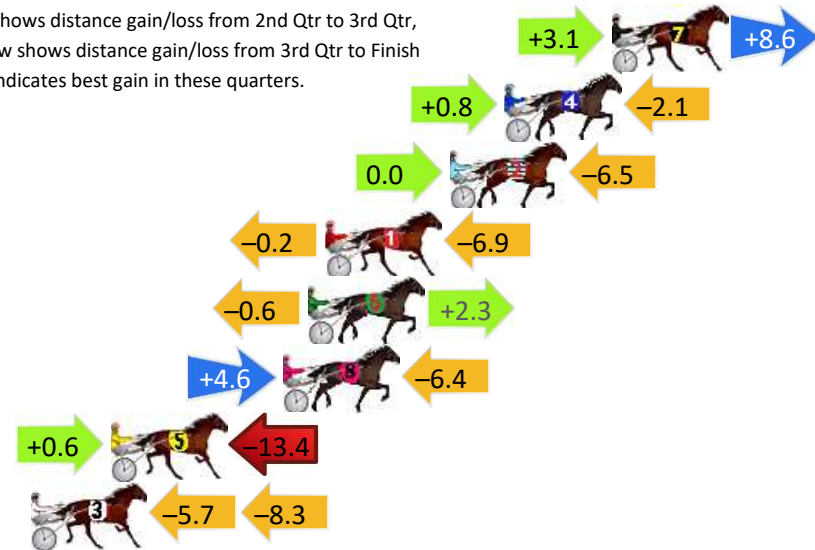
Fourth Qtr: 30.50s

DATA TABLE: 800 / 400 Posi's are position from leader and (how wide the horse was at that position)

No	Horse	Plc	Mar	800 Posi	400 Posi	Time	3rd Qtr	4th Qt
7	Luvafair	1	0.0m	11.7m (1)	8.6m (1)	3:14.40	29.38s	29.86s
4	Chumani	2	4.3m	3.0m (1)	2.2m (1)	3:14.74	29.54s	30.68s
2	Uptown Lad	3	6.5m	0.0m (0)	0.0m (0)	3:14.92	29.60s	31.02s
1	Bonnie Rae	4	11.5m	4.4m (0)	4.6m (0)	3:15.32	29.62s	31.08s
6	Aldebaran Sundown	5	12.2m	13.9m (0)	14.5m (2)	3:15.37	29.66s	30.39s
8	Patched	6	13.2m	11.4m (2)	6.8m (3)	3:15.45	29.26s	31.05s
5	Line The Starzzz	7	20.1m	7.3m (1)	6.7m (2)	3:16.00	29.56s	31.60s
3	Dark Secret	8	23.3m	9.3m (0)	15.0m (0)	3:16.26	30.04s	31.24s

## Finish Position and metres gained

First Arrow shows distance gain/loss from 2nd Qtr to 3rd Qtr,  
Second Arrow shows distance gain/loss from 3rd Qtr to Finish  
Blue arrow indicates best gain in these quarters.



800

Visual positions in race at 2nd Quarter



400

Visual positions in race at 3rd Quarter



Powered by



Harness Analyser

Sectional Analysis Software

Not just form | Free Trial

[www.facebook.com/PJHarnessRacing](http://www.facebook.com/PJHarnessRacing)



RISE Digital, Harness Racing Australia nor the provider accepts any responsibility for the completeness or accuracy of any of the information contained herein, and makes no representations about its suitability for any particular purpose. Users should make their own judgements about those matters and/or seek independent advice. You assume all risks associated with use of data provided on this page