

Gloucester Park Race 1 Distance 2130m

Tuesday, 18 March 2025



Gross Time: 2:37.00 MileRate: 1:58.60 LeadTime: 36.30s First Qtr: 31.70s Second Qtr: 31.30s Third Qtr: 28.40s Fourth Qtr: 29.30s

DATA TABLE: 800 / 400 Posi's are position from leader and (how wide the horse was at that position)

No	Horse	Plc	Mar	800 Posi	400 Posi	Time	3rd Qtr	4th Qt
9	Pinny Noir	1	0.0m	0.0m (0)	0.0m (0)	2:37.00	28.40s	29.30s
6	Wicked Windermere	2	5.4m	4.8m (2)	3.1m (2)	2:37.41	28.28s	29.49s
3	American Typhoon	3	8.5m	10.5m (1)	11.8m (2)	2:37.65	28.50s	29.11s
10	Ultimate Event	4	13.0m	9.6m (0)	13.4m (0)	2:38.00	28.68s	29.34s
12	Luzia	5	13.9m	14.2m (0)	17.0m (0)	2:38.07	28.62s	29.15s
4	Duncan Twentytwo	6	14.7m	19.0m (0)	22.0m (0)	2:38.13	28.64s	28.85s
5	The Rizzler	7	15.5m	14.7m (1)	17.4m (2)	2:38.19	28.60s	29.25s
2	Stella Deliziosa	8	16.5m	2.0m (1)	3.1m (1)	2:38.27	28.48s	30.35s
1	Livinitupernie	9	18.9m	4.3m (0)	5.0m (0)	2:38.45	28.46s	30.39s
13	Boom It Up	10	23.5m	28.6m (0)	27.1m (1)	2:38.81	28.32s	29.16s
8	Our Seraphina	11	38.6m	22.4m (1)	22.1m (1)	2:39.97	28.40s	30.68s
11	Star Pocket	12	40.5m	6.2m (1)	15.7m (1)	2:40.11	29.08s	31.29s

Finish Position and metres gained

First Arrow shows distance gain/loss from 2nd Qtr to 3rd Qtr,
Second Arrow shows distance gain/loss from 3rd Qtr to Finish
Blue arrow indicates best gain in these quarters.



Gloucester Park Race 2 Distance 1730m

Tuesday, 18 March 2025


Gross Time: 2:05.30 MileRate: 1:56.60 LeadTime: 7.70s First Qtr: 29.70s Second Qtr: 30.30s Third Qtr: 29.00s Fourth Qtr: 28.60s

DATA TABLE: 800 / 400 Posi's are position from leader and (how wide the horse was at that position)

NoHorse	Plc	Mar	800 Posi	400 Posi	Time	3rd Qtr	4th Qt
7 Crunchee	1	0.0m	3.1m (1)	0.0m (0)	2:05.30	28.78s	28.60s
9 Valhalla Miss	2	6.6m	12.2m (0)	2.3m (2)	2:05.80	28.28s	28.93s
10 Torrevean Pinky	3	10.4m	4.2m (0)	4.8m (1)	2:06.08	29.04s	29.04s
6 Recover Lover	4	10.8m	19.2m (1)	16.0m (3)	2:06.11	28.76s	28.27s
4 Sundancer Rainbow	5	16.9m	16.1m (0)	9.8m (1)	2:06.57	28.54s	29.17s
12 Blockjorg	6	19.4m	15.0m (1)	9.6m (3)	2:06.76	28.60s	29.37s
5 Shes A Mare	7	21.2m	21.1m (0)	15.1m (1)	2:06.89	28.56s	29.11s
3 Courage Of Lombo	8	24.4m	6.9m (1)	6.7m (2)	2:07.13	28.98s	29.95s
2 Feeling Empathy	9	27.8m	8.1m (0)	12.8m (0)	2:07.39	29.34s	29.77s
8 American Monarch	10	28.4m	23.0m (1)	25.4m (0)	2:07.43	29.16s	28.91s
11 Oceanfront	11	28.9m	11.4m (1)	18.2m (2)	2:07.47	29.48s	29.47s
1 Ashima	12	52.5m	0.0m (0)	6.1m (0)	2:09.24	29.44s	32.10s

Finish Position and metres gained

First Arrow shows distance gain/loss from 2nd Qtr to 3rd Qtr,
Second Arrow shows distance gain/loss from 3rd Qtr to Finish
Blue arrow indicates best gain in these quarters.



800

Visual positions in race at 2nd Quarter



400

Visual positions in race at 3rd Quarter



Powered by
PJ Harness Analyser

Sectional Analysis Software
Not just form | Free Trial



www.facebook.com/PJHarnessRacing

RISE Digital, Harness Racing Australia nor the provider accepts any responsibility for the completeness or accuracy of any of the information contained herein, and makes no representations about its suitability for any particular purpose. Users should make their own judgements about those matters and/or seek independent advice. You assume all risks associated with use of data provided on this page

Gloucester Park Race 3 Distance 2130m

Tuesday, 18 March 2025

Gross Time: 2:33.90

MileRate: 1:56.30

LeadTime: 37.20s

First Qtr: 31.00s

Second Qtr: 28.30s

Third Qtr: 28.70s


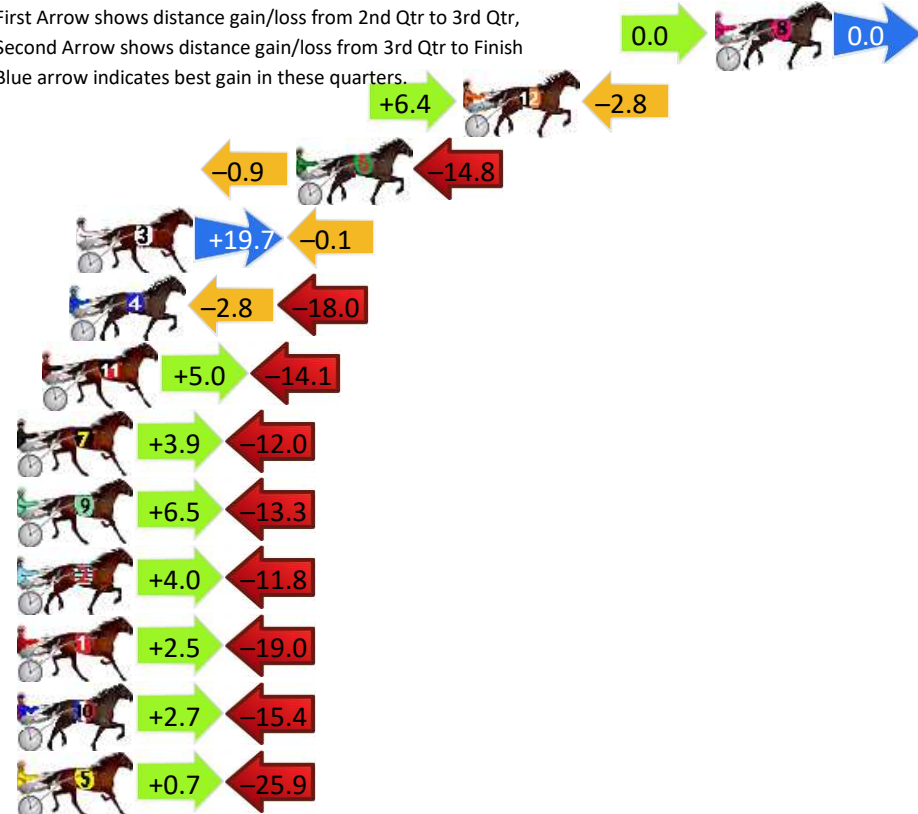
Fourth Qtr: 28.70s

DATA TABLE: 800 / 400 Posi's are position from leader and (how wide the horse was at that position)

No	Horse	Plc	Mar	800 Posi	400 Posi	Time	3rd Qtr	4th Qt
8	Charivari	1	0.0m	0.0m (0)	0.0m (0)	2:33.90	28.70s	28.70s
12	Full Swing Denario	2	10.1m	13.7m (1)	7.3m (1)	2:34.66	28.26s	28.94s
6	Rajah Rocks	3	16.8m	1.1m (1)	2.0m (1)	2:35.17	28.76s	29.82s
3	Rumble Strip	4	25.6m	45.2m (0)	25.5m (1)	2:35.83	27.34s	28.81s
4	Deeorse	5	25.9m	5.1m (0)	7.9m (0)	2:35.85	28.90s	30.09s
11	Little Bitof Fun	6	27.0m	17.9m (1)	12.9m (1)	2:35.93	28.36s	29.81s
7	Rockability	7	30.0m	21.9m (1)	18.0m (2)	2:36.16	28.44s	29.68s
9	American Cruise	8	32.7m	25.9m (1)	19.4m (3)	2:36.36	28.27s	29.78s
2	Jiliby Jake	9	32.8m	25.0m (0)	21.0m (0)	2:36.37	28.44s	29.67s
1	Torrevean Amy	10	33.0m	16.5m (0)	14.0m (0)	2:36.39	28.54s	30.19s
10	Path Of Gold	11	33.7m	21.0m (0)	18.3m (1)	2:36.44	28.52s	29.94s
5	Madam Maggie	12	57.3m	32.1m (0)	31.4m (0)	2:38.22	28.68s	30.78s

Finish Position and metres gained

First Arrow shows distance gain/loss from 2nd Qtr to 3rd Qtr,
Second Arrow shows distance gain/loss from 3rd Qtr to Finish
Blue arrow indicates best gain in these quarters.



Powered by
PJ

Harness Analyser

Sectional Analysis Software
Not just form | Free Trial

www.facebook.com/PJHarnessRacing



RISE Digital, Harness Racing Australia nor the provider accepts any responsibility for the completeness or accuracy of any of the information contained herein, and makes no representations about its suitability for any particular purpose. Users should make their own judgements about those matters and/or seek independent advice. You assume all risks associated with use of data provided on this page

Gloucester Park Race 4 Distance 2130m

Tuesday, 18 March 2025


Gross Time: 2:32.80 MileRate: 1:55.50 LeadTime: 36.90s First Qtr: 29.60s Second Qtr: 29.30s Third Qtr: 28.30s Fourth Qtr: 28.70s

DATA TABLE: 800 / 400 Posi's are position from leader and (how wide the horse was at that position)

NoHorse	Plc	Mar	800 Posi	400 Posi	Time	3rd Qtr	4th Qt
8 Justcallmemiki	1	0.0m	0.0m (0)	0.0m (0)	2:32.80	28.30s	28.70s
9 Montana D J	2	5.6m	0.3m (1)	1.2m (1)	2:33.22	28.36s	29.04s
3 Rollindowntheriver	3	7.4m	9.4m (0)	9.9m (1)	2:33.36	28.34s	28.56s
4 Adda Spoilt Major	4	10.1m	13.9m (0)	14.4m (0)	2:33.56	28.34s	28.44s
1 Master Leighton	5	12.8m	4.3m (0)	5.9m (0)	2:33.76	28.42s	29.24s
5 Medieval Man	6	21.7m	9.4m (1)	18.4m (2)	2:34.44	28.94s	29.03s
6 Hengheng	7	22.6m	13.1m (1)	20.6m (1)	2:34.50	28.84s	28.94s
2 Under The Alta	8	27.0m	4.8m (1)	15.3m (1)	2:34.83	29.04s	29.65s
7 Classic Choice	9	30.7m	17.1m (1)	22.3m (0)	2:35.11	28.68s	29.43s

Finish Position and metres gained

First Arrow shows distance gain/loss from 2nd Qtr to 3rd Qtr,
Second Arrow shows distance gain/loss from 3rd Qtr to Finish
Blue arrow indicates best gain in these quarters.



Visual positions in race at 2nd Quarter



Visual positions in race at 3rd Quarter



Powered by



Harness Analyser

Sectional Analysis Software

Not just form | Free Trial

www.facebook.com/PJHarnessRacing



RISE Digital, Harness Racing Australia nor the provider accepts any responsibility for the completeness or accuracy of any of the information contained herein, and makes no representations about its suitability for any particular purpose. Users should make their own judgements about those matters and/or seek independent advice. You assume all risks associated with use of data provided on this page

Gloucester Park Race 5 Distance 2130m

Tuesday, 18 March 2025

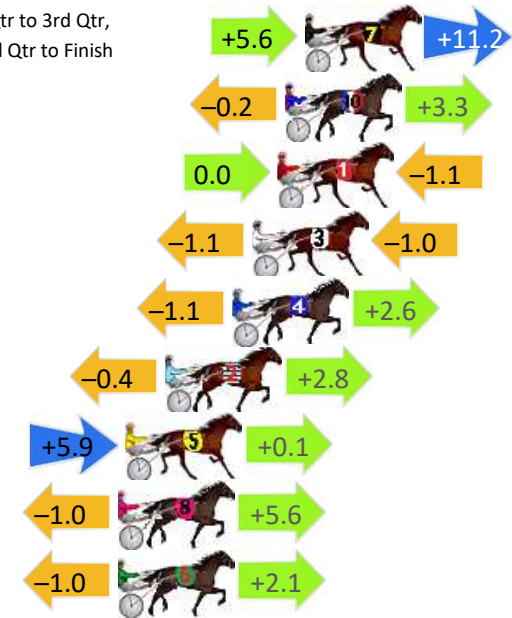
Gross Time: 2:37.00 MileRate: 1:58.60 LeadTime: 36.30s First Qtr: 30.80s Second Qtr: 30.80s Third Qtr: 29.20s Fourth Qtr: 29.90s

DATA TABLE: 800 / 400 Posi's are position from leader and (how wide the horse was at that position)

No	Horse	Plc	Mar	800 Posi	400 Posi	Time	3rd Qtr	4th Qt
7	Vintage Blu	1	0.0m	16.8m (0)	11.2m (2)	2:37.00	28.80s	29.08s
10	Follow My Stride	2	0.8m	3.9m (0)	4.1m (0)	2:37.06	29.22s	29.66s
1	Ee Jay Why	3	1.1m	0.0m (0)	0.0m (0)	2:37.09	29.20s	29.99s
3	Rona May	4	2.1m	0.0m (1)	1.1m (1)	2:37.16	29.28s	29.98s
4	Synchronizer	5	2.9m	4.4m (1)	5.5m (1)	2:37.23	29.28s	29.73s
2	Zuede	6	5.6m	8.0m (0)	8.4m (0)	2:37.44	29.24s	29.72s
5	Lukes Mistake	7	7.2m	13.2m (1)	7.3m (2)	2:37.56	28.77s	29.93s
8	Apologize	8	7.5m	12.1m (0)	13.1m (0)	2:37.59	29.28s	29.53s
6	Mega Mach	9	7.5m	8.6m (1)	9.6m (1)	2:37.59	29.28s	29.79s

Finish Position and metres gained

First Arrow shows distance gain/loss from 2nd Qtr to 3rd Qtr,
Second Arrow shows distance gain/loss from 3rd Qtr to Finish
Blue arrow indicates best gain in these quarters.



800

Visual positions in race at 2nd Quarter



400

Visual positions in race at 3rd Quarter



Powered by



Harness Analyser

Sectional Analysis Software

Not just form | Free Trial

www.facebook.com/PJHarnessRacing



RISE Digital, Harness Racing Australia nor the provider accepts any responsibility for the completeness or accuracy of any of the information contained herein, and makes no representations about its suitability for any particular purpose. Users should make their own judgements about those matters and/or seek independent advice. You assume all risks associated with use of data provided on this page

Gloucester Park Race 6 Distance 2130m

Tuesday, 18 March 2025

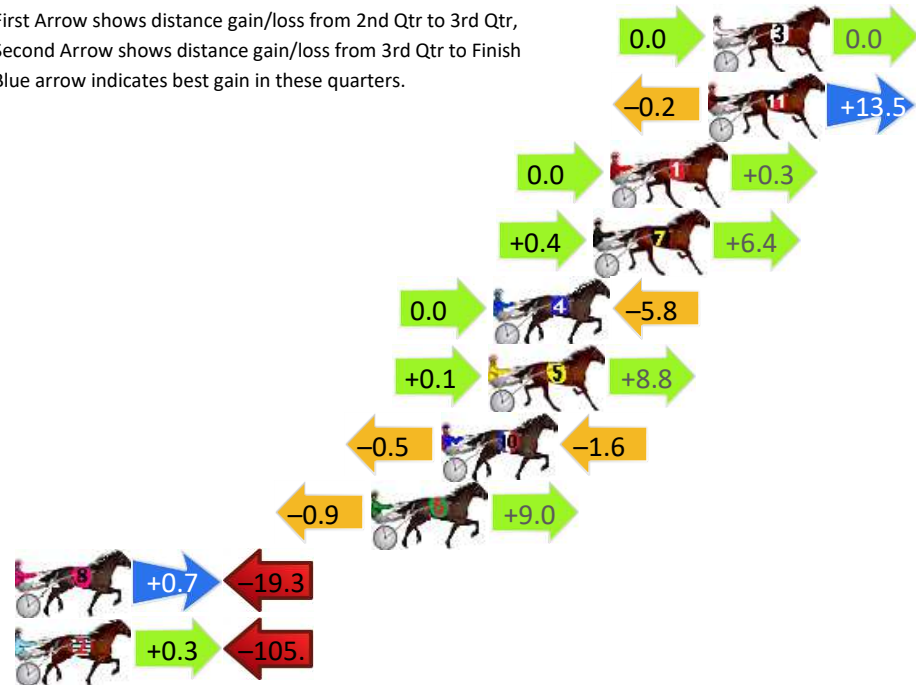
Gross Time: 2:40.90 MileRate: 2:01.60 LeadTime: 39.70s First Qtr: 32.10s Second Qtr: 30.20s Third Qtr: 29.20s Fourth Qtr: 29.70s

DATA TABLE: 800 / 400 Posi's are position from leader and (how wide the horse was at that position)

NoHorse	Plc	Mar	800 Posi	400 Posi	Time	3rd Qtr	4th Qt
3 Trittrittbangbang	1	0.0m	0.0m (0)	0.0m (0)	2:40.90	29.20s	29.70s
11 Dont Goin Thewater	2	0.2m	13.5m (0)	13.7m (0)	2:40.92	29.22s	28.72s
1 Lucienne	3	4.1m	4.4m (0)	4.4m (0)	2:41.22	29.20s	29.70s
7 Strike Master	4	4.8m	11.6m (1)	11.2m (1)	2:41.27	29.18s	29.25s
4 Doctor Steve	5	8.8m	3.0m (1)	3.0m (1)	2:41.58	29.20s	30.16s
5 Sonic Seelster	6	9.0m	17.9m (0)	17.8m (0)	2:41.60	29.20s	29.10s
10 I See Fire	7	10.9m	8.8m (0)	9.3m (0)	2:41.75	29.24s	29.87s
6 Bealawyer	8	13.7m	21.8m (0)	22.7m (0)	2:41.97	29.28s	29.11s
8 Karaoke Star	9	34.6m	16.0m (1)	15.3m (1)	2:43.59	29.16s	31.27s
2 Rodger James	10	112.5m	7.2m (1)	6.9m (1)	2:49.66	29.18s	37.95s

Finish Position and metres gained

First Arrow shows distance gain/loss from 2nd Qtr to 3rd Qtr,
Second Arrow shows distance gain/loss from 3rd Qtr to Finish
Blue arrow indicates best gain in these quarters.



800

Visual positions in race at 2nd Quarter



400

Visual positions in race at 3rd Quarter



Powered by



Harness Analyser

Sectional Analysis Software

Not just form | Free Trial

www.facebook.com/PJHarnessRacing



RISE Digital, Harness Racing Australia nor the provider accepts any responsibility for the completeness or accuracy of any of the information contained herein, and makes no representations about its suitability for any particular purpose. Users should make their own judgements about those matters and/or seek independent advice. You assume all risks associated with use of data provided on this page

Gloucester Park Race 7 Distance 2130m

Tuesday, 18 March 2025

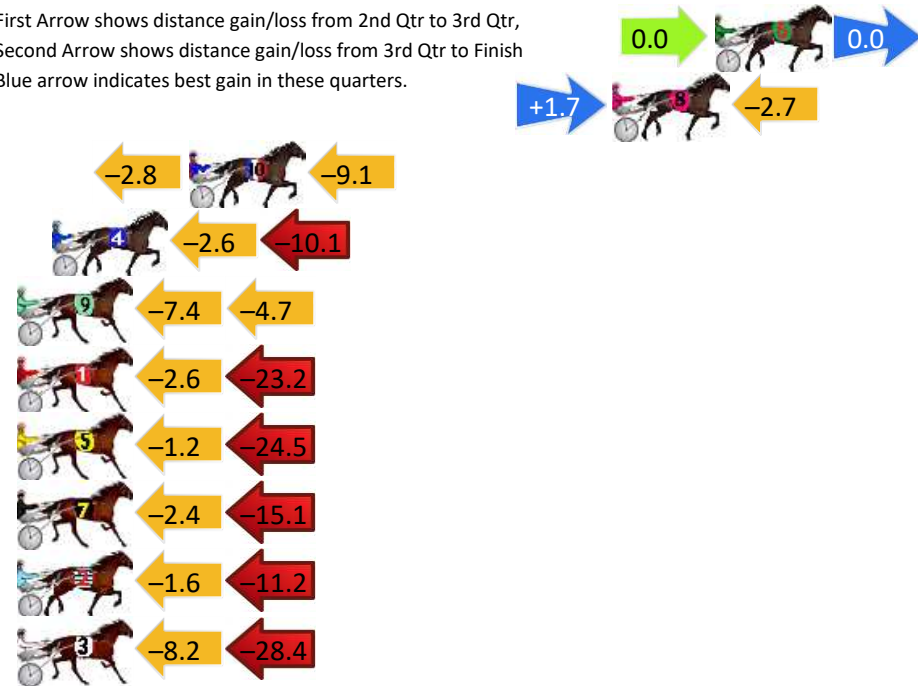
Gross Time: 2:38.30 MileRate: 1:59.60 LeadTime: 37.70s First Qtr: 31.40s Second Qtr: 31.70s Third Qtr: 29.00s Fourth Qtr: 28.50s

DATA TABLE: 800 / 400 Posi's are position from leader and (how wide the horse was at that position)

No	Horse	Plc	Mar	800 Posi	400 Posi	Time	3rd Qtr	4th Qt
6	Miss Uneek	1	0.0m	0.0m (0)	0.0m (0)	2:38.30	29.00s	28.50s
8	Chief Copy	2	4.1m	3.1m (1)	1.4m (1)	2:38.61	28.88s	28.70s
10	Carmela Domenica	3	21.1m	9.2m (0)	12.0m (0)	2:39.88	29.20s	29.22s
4	Bonnie Pauline	4	26.6m	13.9m (0)	16.5m (0)	2:40.29	29.18s	29.31s
9	Ziggy Vermeer	5	28.5m	16.4m (1)	23.8m (1)	2:40.43	29.52s	28.93s
1	The Big Kaboosh	6	30.5m	4.7m (0)	7.3m (0)	2:40.58	29.18s	30.26s
5	Sun And Sand	7	32.9m	7.2m (1)	8.4m (1)	2:40.76	29.08s	30.36s
7	Veeforvictory	8	35.8m	18.3m (0)	20.7m (0)	2:40.98	29.16s	29.70s
2	This Time Jacko	9	36.1m	23.3m (0)	24.9m (0)	2:41.00	29.10s	29.42s
3	Blind Edition	10	48.3m	11.7m (1)	19.9m (1)	2:41.92	29.58s	30.69s

Finish Position and metres gained

First Arrow shows distance gain/loss from 2nd Qtr to 3rd Qtr,
Second Arrow shows distance gain/loss from 3rd Qtr to Finish
Blue arrow indicates best gain in these quarters.



800

Visual positions in race at 2nd Quarter



400

Visual positions in race at 3rd Quarter



Powered by



Harness Analyser

Sectional Analysis Software

Not just form | Free Trial

www.facebook.com/PJHarnessRacing



RISE Digital, Harness Racing Australia nor the provider accepts any responsibility for the completeness or accuracy of any of the information contained herein, and makes no representations about its suitability for any particular purpose. Users should make their own judgements about those matters and/or seek independent advice. You assume all risks associated with use of data provided on this page

Gloucester Park Race 8 Distance 1730m

Tuesday, 18 March 2025


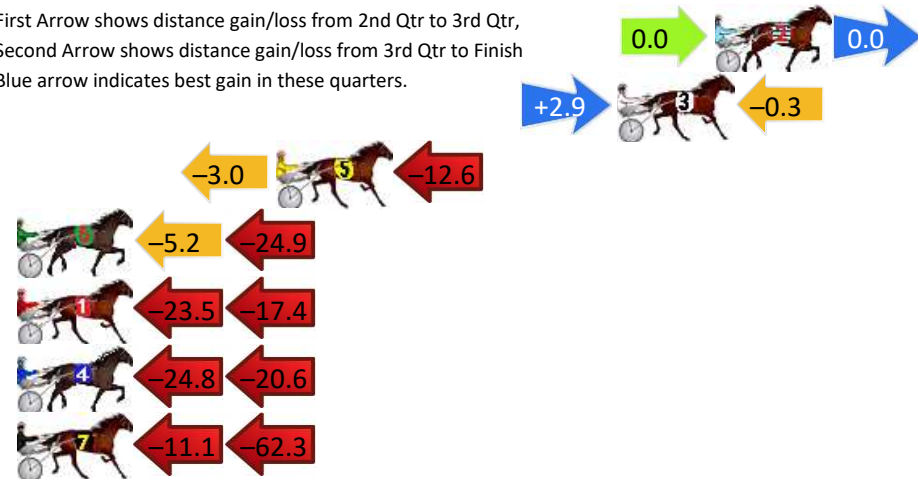
Gross Time: 2:08.10 MileRate: 1:59.20 LeadTime: 8.00s First Qtr: 30.60s Second Qtr: 31.00s Third Qtr: 28.70s Fourth Qtr: 29.80s

DATA TABLE: 800 / 400 Posi's are position from leader and (how wide the horse was at that position)

No	Horse	Plc	Mar	800 Posi	400 Posi	Time	3rd Qtr	4th Qt
2	Shes Super Charged	1	0.0m	0.0m (0)	0.0m (0)	2:08.10	28.70s	29.80s
3	Streets Of Stocktn	2	3.9m	6.5m (1)	3.6m (2)	2:08.40	28.50s	29.84s
5	Arma Mushu	3	17.6m	2.0m (1)	5.0m (0)	2:09.47	28.92s	30.81s
6	Ikes Got The Mike	4	32.1m	2.0m (2)	7.2m (1)	2:10.61	29.08s	31.78s
1	Jenami Blaster	5	49.3m	8.4m (0)	31.9m (0)	2:11.95	30.42s	31.33s
4	Maxmemate	6	58.0m	12.6m (0)	37.4m (0)	2:12.63	30.52s	31.61s
7	Highview Rozi	7	183.6m	110.2m (0)	121.3m (0)	2:22.44	29.66s	35.32s

Finish Position and metres gained

First Arrow shows distance gain/loss from 2nd Qtr to 3rd Qtr,
Second Arrow shows distance gain/loss from 3rd Qtr to Finish
Blue arrow indicates best gain in these quarters.



Powered by
PJ

Harness Analyser

Sectional Analysis Software
Not just form | Free Trial

www.facebook.com/PJHarnessRacing



RISE Digital, Harness Racing Australia nor the provider accepts any responsibility for the completeness or accuracy of any of the information contained herein, and makes no representations about its suitability for any particular purpose. Users should make their own judgements about those matters and/or seek independent advice. You assume all risks associated with use of data provided on this page

Gloucester Park Race 9 Distance 2503m

Tuesday, 18 March 2025



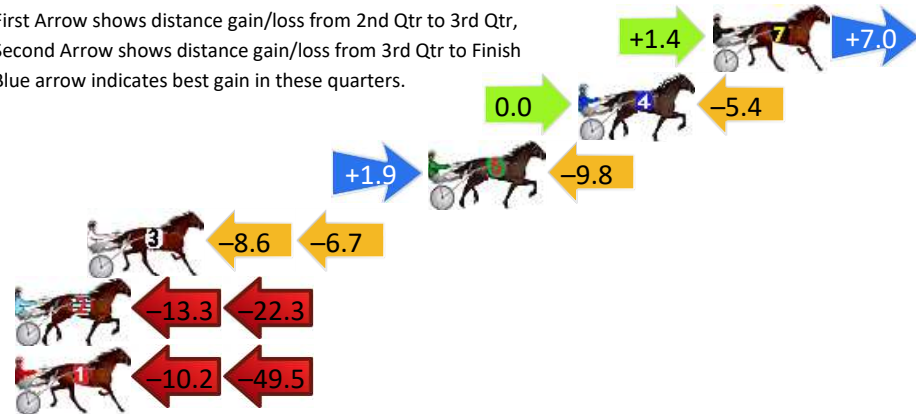
Gross Time: 3:18.70 MileRate: 2:05.30 LeadTime: 74.70s First Qtr: 31.70s Second Qtr: 32.00s Third Qtr: 29.70s Fourth Qtr: 30.60s

DATA TABLE: 800 / 400 Posi's are position from leader and (how wide the horse was at that position)

NoHorse	Plc	Mar	800 Posi	400 Posi	Time	3rd Qtr	4th Qt
7 Peachee	1	0.0m	8.4m (1)	7.0m (1)	3:18.70	29.60s	30.08s
4 Bee Bee Beroc	2	5.4m	0.0m (0)	0.0m (0)	3:19.13	29.70s	31.03s
6 Sellune	3	11.4m	3.5m (1)	1.6m (1)	3:19.61	29.56s	31.39s
3 Lavradore	4	25.1m	9.8m (0)	18.4m (1)	3:20.71	30.36s	31.23s
2 Tilthesunsets	5	40.5m	4.9m (0)	18.2m (0)	3:21.94	30.70s	32.48s
1 The Honours	6	147.5m	87.8m (1)	98.0m (1)	3:30.51	30.56s	35.07s

Finish Position and metres gained

First Arrow shows distance gain/loss from 2nd Qtr to 3rd Qtr,
Second Arrow shows distance gain/loss from 3rd Qtr to Finish
Blue arrow indicates best gain in these quarters.



Powered by



Harness Analyser

Sectional Analysis Software

Not just form | Free Trial

www.facebook.com/PJHarnessRacing



RISE Digital, Harness Racing Australia nor the provider accepts any responsibility for the completeness or accuracy of any of the information contained herein, and makes no representations about its suitability for any particular purpose. Users should make their own judgements about those matters and/or seek independent advice. You assume all risks associated with use of data provided on this page