

Bunbury Race 1 Distance 2100m

Friday, 7 March 2025

Gross Time: 2:35.10

MileRate: 1:58.90

LeadTime: 35.60s

First Qtr: 34.60s

Second Qtr: 27.60s

Third Qtr: 29.70s


Fourth Qtr: 27.60s

DATA TABLE: 800 / 400 Posi's are position from leader and (how wide the horse was at that position)

NoHorse	Plc	Mar	800 Posi	400 Posi	Time	3rd Qtr	4th Qt
5 Kingseat	1	0.0m	0.0m (0)	0.0m (0)	2:35.10	29.70s	27.60s
1 Low Flyin	2	16.1m	7.8m (0)	8.6m (0)	2:36.27	29.78s	28.11s
2 Hold Your Fire	3	19.9m	3.8m (0)	4.6m (0)	2:36.55	29.80s	28.65s
4 Galeocerdo Cuvier	4	23.6m	7.6m (1)	11.0m (2)	2:36.81	29.98s	28.46s
9 Codename Elliot	5	25.6m	11.6m (1)	15.0m (2)	2:36.96	29.97s	28.33s
12 Bonnie Pauline	6	25.7m	15.8m (1)	18.4m (1)	2:36.97	29.90s	28.10s
8 Dustyroads	7	29.4m	12.0m (0)	14.8m (0)	2:37.23	29.94s	28.60s
7 Sun And Sand	8	30.2m	19.8m (1)	22.6m (1)	2:37.29	29.92s	28.12s
6 Dunamis	9	31.0m	3.6m (1)	7.2m (1)	2:37.35	30.02s	29.23s

Finish Position and metres gained

First Arrow shows distance gain/loss from 2nd Qtr to 3rd Qtr,
Second Arrow shows distance gain/loss from 3rd Qtr to Finish
Blue arrow indicates best gain in these quarters



Visual positions in race at 2nd Quarter



Visual positions in race at 3rd Quarter



Powered by



Harness Analyser

Sectional Analysis Software

Not just form | Free Trial

www.facebook.com/PJHarnessRacing



RISE Digital, Harness Racing Australia nor the provider accepts any responsibility for the completeness or accuracy of any of the information contained herein, and makes no representations about its suitability for any particular purpose. Users should make their own judgements about those matters and/or seek independent advice. You assume all risks associated with use of data provided on this page

Bunbury Race 2 Distance 1609m

Friday, 7 March 2025

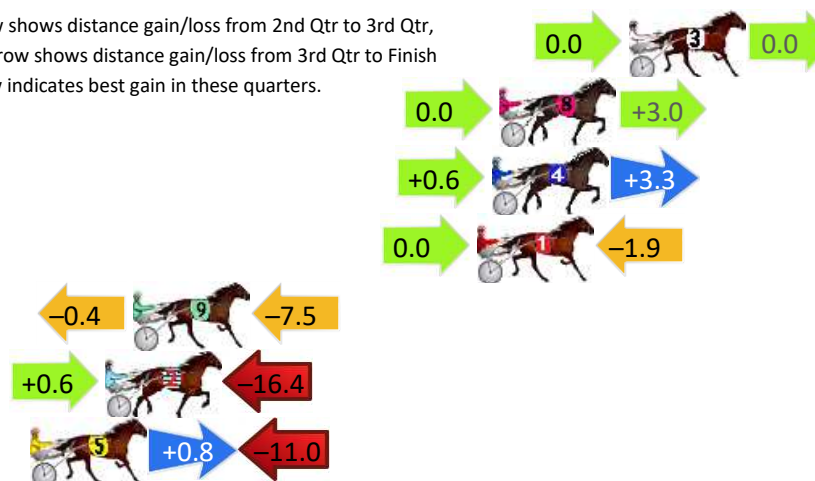
Gross Time: 1:58.50 MileRate: 1:58.50 LeadTime: 0.00s First Qtr: 30.00s Second Qtr: 30.00s Third Qtr: 29.50s Fourth Qtr: 28.90s

DATA TABLE: 800 / 400 Posi's are position from leader and (how wide the horse was at that position)

NoHorse	Plc	Mar	800 Posi	400 Posi	Time	3rd Qtr	4th Qt
3 Our Musical Motion	1	0.0m	0.0m (0)	0.0m (0)	1:58.50	29.50s	28.90s
8 The Thirsty Vet	2	5.2m	8.2m (0)	8.2m (0)	1:58.89	29.50s	28.68s
4 Sweet Sassymolassy	3	5.5m	9.4m (1)	8.8m (1)	1:58.92	29.45s	28.66s
1 Heavenly Bliss	4	6.1m	4.2m (0)	4.2m (0)	1:58.96	29.50s	29.04s
9 Jordano	5	19.9m	12.0m (0)	12.4m (0)	2:00.01	29.53s	29.44s
2 Altair Star	6	21.0m	5.2m (1)	4.6m (1)	2:00.09	29.47s	30.08s
5 Rodger James	7	24.0m	13.8m (1)	13.0m (1)	2:00.32	29.45s	29.69s

Finish Position and metres gained

First Arrow shows distance gain/loss from 2nd Qtr to 3rd Qtr,
Second Arrow shows distance gain/loss from 3rd Qtr to Finish
Blue arrow indicates best gain in these quarters.



800

Visual positions in race at 2nd Quarter



400

Visual positions in race at 3rd Quarter



Powered by



Harness Analyser

Sectional Analysis Software

Not just form | Free Trial

www.facebook.com/PJHarnessRacing



RISE Digital, Harness Racing Australia nor the provider accepts any responsibility for the completeness or accuracy of any of the information contained herein, and makes no representations about its suitability for any particular purpose. Users should make their own judgements about those matters and/or seek independent advice. You assume all risks associated with use of data provided on this page

Bunbury Race 3 Distance 2100m

Friday, 7 March 2025

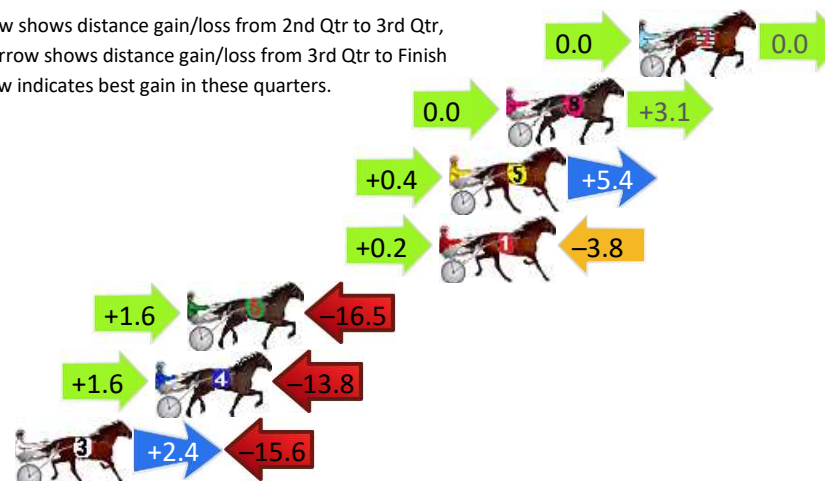
Gross Time: 2:38.00 MileRate: 2:01.10 LeadTime: 37.40s First Qtr: 28.10s Second Qtr: 33.80s Third Qtr: 29.30s Fourth Qtr: 29.40s

DATA TABLE: 800 / 400 Posi's are position from leader and (how wide the horse was at that position)

NoHorse	Plc	Mar	800 Posi	400 Posi	Time	3rd Qtr	4th Qt
2 Village Dee Jay	1	0.0m	0.0m (0)	0.0m (0)	2:38.00	29.30s	29.40s
8 Noble Thorondor	2	5.3m	8.4m (0)	8.4m (0)	2:38.41	29.30s	29.17s
5 Boom It Up	3	7.6m	13.4m (0)	13.0m (0)	2:38.59	29.27s	29.01s
1 Our Seraphina	4	8.0m	4.4m (0)	4.2m (0)	2:38.62	29.28s	29.68s
6 Wicked Windermere	5	18.1m	3.2m (1)	1.6m (1)	2:39.40	29.18s	30.61s
4 Canelo	6	19.4m	7.2m (1)	5.6m (1)	2:39.50	29.18s	30.41s
3 Agent Andy	7	25.0m	11.8m (1)	9.4m (1)	2:39.93	29.12s	30.54s

Finish Position and metres gained

First Arrow shows distance gain/loss from 2nd Qtr to 3rd Qtr,
Second Arrow shows distance gain/loss from 3rd Qtr to Finish
Blue arrow indicates best gain in these quarters.



800

Visual positions in race at 2nd Quarter



400

Visual positions in race at 3rd Quarter



Powered by



Harness Analyser

Sectional Analysis Software

Not just form | Free Trial

www.facebook.com/PJHarnessRacing



RISE Digital, Harness Racing Australia nor the provider accepts any responsibility for the completeness or accuracy of any of the information contained herein, and makes no representations about its suitability for any particular purpose. Users should make their own judgements about those matters and/or seek independent advice. You assume all risks associated with use of data provided on this page

Bunbury Race 4 Distance 2100m

Friday, 7 March 2025

Gross Time: 2:35.70

MileRate: 1:59.30

LeadTime: 36.20s

First Qtr: 30.90s

Second Qtr: 30.50s

Third Qtr: 29.70s


Fourth Qtr: 28.40s

DATA TABLE: 800 / 400 Posi's are position from leader and (how wide the horse was at that position)

NoHorse	Plc	Mar	800 Posi	400 Posi	Time	3rd Qtr	4th Qt
2 Ta In Advance	1	0.0m	0.0m (0)	0.0m (0)	2:35.70	29.70s	28.40s
1 Priddah	2	0.8m	4.2m (0)	4.4m (0)	2:35.76	29.71s	28.15s
8 Gota Good Warhol	3	10.4m	8.6m (0)	8.6m (0)	2:36.48	29.70s	28.53s
6 Classnsmart	4	14.9m	7.4m (1)	7.6m (1)	2:36.81	29.73s	28.92s
11 Betterthan Secret	5	15.7m	12.6m (0)	12.2m (1)	2:36.87	29.68s	28.65s
12 Ashanti Princess	6	21.9m	16.6m (0)	17.8m (0)	2:37.33	29.79s	28.69s
7 Skippin Class	7	22.7m	3.4m (1)	3.2m (1)	2:37.39	29.72s	29.78s
4 Crowded Reactor	8	23.7m	24.4m (1)	21.4m (1)	2:37.47	29.49s	28.56s
10 Lightfoot Leigh	9	25.5m	20.2m (1)	16.4m (2)	2:37.60	29.44s	29.04s
3 Island Tee Rex	10	25.7m	11.4m (1)	11.4m (2)	2:37.62	29.72s	29.41s
9 Sporting Grace	11	25.8m	15.6m (1)	16.2m (1)	2:37.62	29.76s	29.08s

Finish Position and metres gained

First Arrow shows distance gain/loss from 2nd Qtr to 3rd Qtr,
Second Arrow shows distance gain/loss from 3rd Qtr to Finish
Blue arrow indicates best gain in these quarters.



800

Visual positions in race at 2nd Quarter



400

Visual positions in race at 3rd Quarter



Powered by



Harness Analyser

Sectional Analysis Software

Not just form | Free Trial

www.facebook.com/PJHarnessRacing



RISE Digital, Harness Racing Australia nor the provider accepts any responsibility for the completeness or accuracy of any of the information contained herein, and makes no representations about its suitability for any particular purpose. Users should make their own judgements about those matters and/or seek independent advice. You assume all risks associated with use of data provided on this page

Bunbury Race 5 Distance 1609m

Friday, 7 March 2025

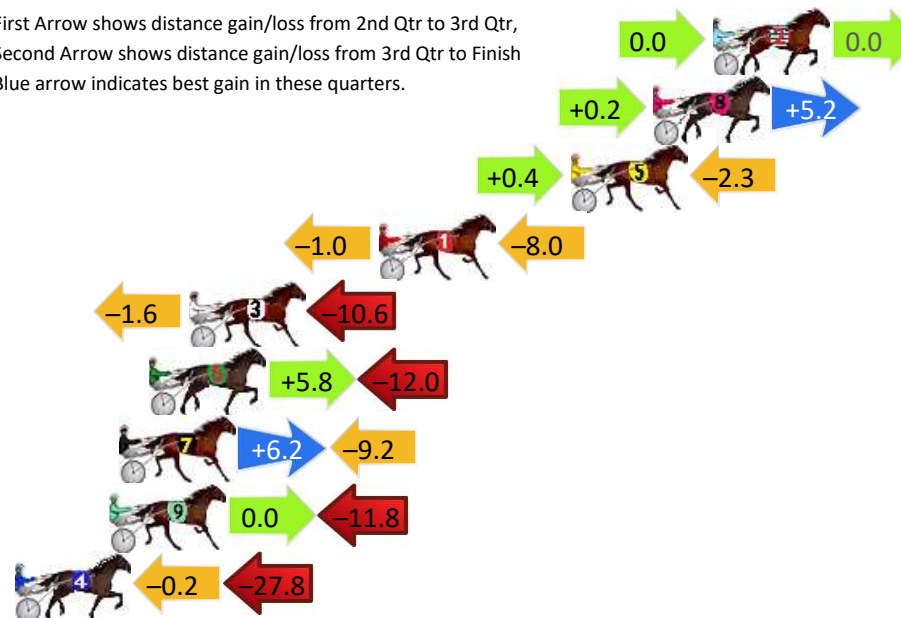
Gross Time: 1:56.40 MileRate: 1:56.40 LeadTime: 0.00s First Qtr: 29.70s Second Qtr: 30.60s Third Qtr: 28.70s Fourth Qtr: 27.40s

DATA TABLE: 800 / 400 Posi's are position from leader and (how wide the horse was at that position)

NoHorse	Plc	Mar	800 Posi	400 Posi	Time	3rd Qtr	4th Qt
2 Aretha	1	0.0m	0.0m (0)	0.0m (0)	1:56.40	28.70s	27.40s
8 Under The Starzzz	2	2.4m	7.8m (1)	7.6m (1)	1:56.57	28.68s	27.05s
5 Rajah Rocks	3	5.7m	3.8m (1)	3.4m (1)	1:56.81	28.68s	27.56s
1 Spiritofanangel	4	13.4m	4.4m (0)	5.4m (0)	1:57.37	28.78s	27.94s
3 Tempt The Stars	5	21.0m	8.8m (0)	10.4m (0)	1:57.91	28.83s	28.12s
6 Fly To The Finish	6	22.6m	16.4m (1)	10.6m (3)	1:58.03	28.31s	28.22s
7 Mister Kopa	7	23.8m	20.8m (1)	14.6m (2)	1:58.12	28.28s	28.03s
9 Extinction	8	24.2m	12.4m (1)	12.4m (1)	1:58.15	28.72s	28.20s
4 Local Resident	9	35.4m	7.4m (2)	7.6m (2)	1:58.95	28.76s	29.29s

Finish Position and metres gained

First Arrow shows distance gain/loss from 2nd Qtr to 3rd Qtr,
Second Arrow shows distance gain/loss from 3rd Qtr to Finish
Blue arrow indicates best gain in these quarters.



Visual positions in race at 2nd Quarter



Visual positions in race at 3rd Quarter



Powered by



Harness Analyser

Sectional Analysis Software

Not just form | Free Trial

www.facebook.com/PJHarnessRacing



RISE Digital, Harness Racing Australia nor the provider accepts any responsibility for the completeness or accuracy of any of the information contained herein, and makes no representations about its suitability for any particular purpose. Users should make their own judgements about those matters and/or seek independent advice. You assume all risks associated with use of data provided on this page

Bunbury Race 6 Distance 2503m

Friday, 7 March 2025

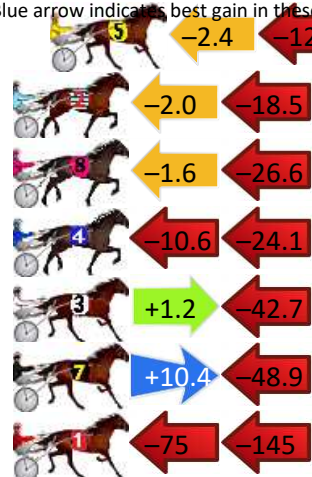
Gross Time: 3:18.20 MileRate: 2:04.40 LeadTime: 79.70s First Qtr: 30.10s Second Qtr: 30.80s Third Qtr: 29.30s Fourth Qtr: 28.30s

DATA TABLE: 800 / 400 Posi's are position from leader and (how wide the horse was at that position)

No	Horse	Plc	Mar	800 Posi	400 Posi	Time	3rd Qtr	4th Qt
6	Jackpot Joe	1	0.0m	0.0m (0)	0.0m (0)	3:18.20	29.30s	28.30s
5	Elsamay	2	26.5m	12.0m (0)	14.4m (0)	3:20.17	29.49s	29.15s
2	Rockin The Trend	3	28.3m	7.8m (0)	9.8m (0)	3:20.30	29.47s	29.60s
8	Isaidboo	4	32.2m	4.0m (0)	5.6m (0)	3:20.59	29.45s	30.17s
4	Richie Reactor	5	44.1m	9.4m (1)	20.0m (0)	3:21.48	30.09s	30.00s
3	You Fly With Me	6	55.1m	13.6m (1)	12.4m (1)	3:22.30	29.27s	31.30s
7	Yankee Lincoln	7	56.1m	17.6m (1)	7.2m (1)	3:22.37	28.62s	31.74s
1	Sagatious	8	224.9m	5.4m (1)	80.0m (0)	3:34.92	34.82s	38.49s


Finish Position and metres gained

First Arrow shows distance gain/loss from 2nd Qtr to 3rd Qtr,
Second Arrow shows distance gain/loss from 3rd Qtr to Finish
Blue arrow indicates best gain in these quarters.



800

Visual positions in race at 2nd Quarter



400

Visual positions in race at 3rd Quarter



Powered by



Harness Analyser

Sectional Analysis Software

Not just form | Free Trial

www.facebook.com/PJHarnessRacing



RISE Digital, Harness Racing Australia nor the provider accepts any responsibility for the completeness or accuracy of any of the information contained herein, and makes no representations about its suitability for any particular purpose. Users should make their own judgements about those matters and/or seek independent advice. You assume all risks associated with use of data provided on this page

Bunbury Race 7 Distance 1609m

Friday, 7 March 2025

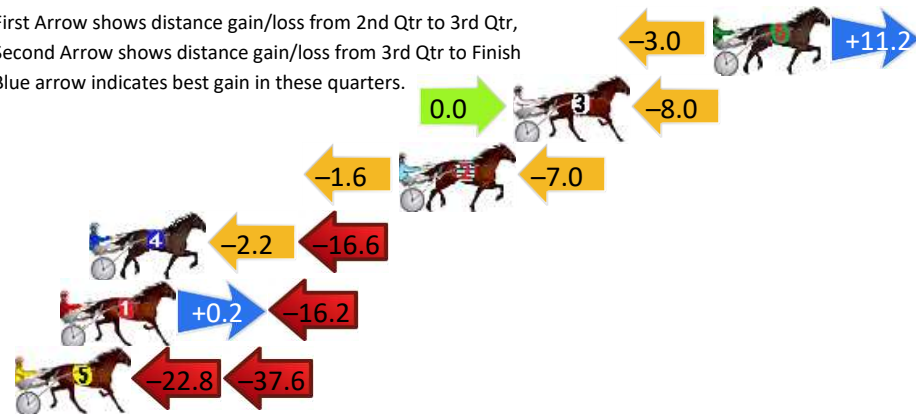
Gross Time: 2:00.20 MileRate: 2:00.20 LeadTime: 0.00s First Qtr: 30.30s Second Qtr: 31.10s Third Qtr: 29.50s Fourth Qtr: 29.30s

DATA TABLE: 800 / 400 Posi's are position from leader and (how wide the horse was at that position)

NoHorse	Plc	Mar	800 Posi	400 Posi	Time	3rd Qtr	4th Qt
6 Wheres My Halo	1	0.0m	8.2m (0)	11.2m (0)	2:00.20	29.72s	28.48s
3 Crown General	2	8.0m	0.0m (0)	0.0m (0)	2:00.81	29.50s	29.88s
2 Strelitzia Miss	3	12.6m	4.0m (0)	5.6m (0)	2:01.17	29.62s	29.81s
4 Ikes Got The Mike	4	25.0m	6.2m (1)	8.4m (1)	2:02.12	29.66s	30.51s
1 Highview Rozi	5	26.2m	10.2m (1)	10.0m (2)	2:02.21	29.49s	30.48s
5 Ranger Red	6	73.6m	13.2m (0)	36.0m (0)	2:05.86	31.18s	32.04s

Finish Position and metres gained

First Arrow shows distance gain/loss from 2nd Qtr to 3rd Qtr,
Second Arrow shows distance gain/loss from 3rd Qtr to Finish
Blue arrow indicates best gain in these quarters.



800

Visual positions in race at 2nd Quarter



400

Visual positions in race at 3rd Quarter



Powered by
PJ Harness Analyser

Sectional Analysis Software
Not just form | Free Trial

www.facebook.com/PJHarnessRacing



RISE Digital, Harness Racing Australia nor the provider accepts any responsibility for the completeness or accuracy of any of the information contained herein, and makes no representations about its suitability for any particular purpose. Users should make their own judgements about those matters and/or seek independent advice. You assume all risks associated with use of data provided on this page