

Bunbury Race 1 Distance 2100m

Saturday, 21 September 2024

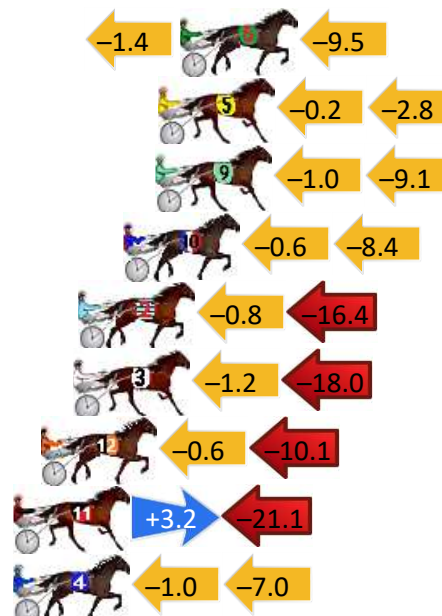
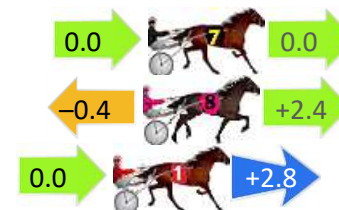
Gross Time: 2:37.70 MileRate: 2:00.90 LeadTime: 36.70s First Qtr: 32.70s Second Qtr: 30.60s Third Qtr: 29.30s Fourth Qtr: 28.40s

DATA TABLE: 800 / 400 Posi's are position from leader and (how wide the horse was at that position)

NoHorse	Plc	Mar	800 Posi	400 Posi	Time	3rd Qtr	4th Qt
7 FLYIN DISCO	1	0.0m	0.0m (0)	0.0m (0)	2:37.70	29.30s	28.40s
8 BONNE AMOUR	2	0.2m	2.2m (1)	2.6m (1)	2:37.71	29.33s	28.23s
1 HONOUR THE EAGLE	3	1.4m	4.2m (0)	4.2m (0)	2:37.80	29.30s	28.20s
6 SPIRITOFANANGEL	4	21.3m	10.4m (1)	11.8m (1)	2:39.29	29.41s	29.07s
5 GHOSTWRITER	5	22.2m	19.2m (1)	19.4m (2)	2:39.36	29.32s	28.60s
9 ASHBY	6	22.3m	12.2m (0)	13.2m (0)	2:39.36	29.38s	29.04s
10 LORD PUBLISHER	7	23.6m	14.6m (1)	15.2m (2)	2:39.46	29.35s	28.99s
2 ZAC YOUR NOBODY	8	25.4m	8.2m (0)	9.0m (0)	2:39.59	29.38s	29.56s
3 IMA AUSSIE ARTIST	9	25.6m	6.4m (1)	7.6m (1)	2:39.61	29.41s	29.67s
12 GO HOME JO	10	26.9m	16.2m (0)	16.8m (1)	2:39.71	29.35s	29.11s
11 ALEXANDRA THEGREAT	11	28.5m	10.6m (2)	7.4m (2)	2:39.83	29.09s	29.89s
4 ATLANTAS	12	29.0m	21.0m (0)	22.0m (0)	2:39.86	29.38s	28.89s

Finish Position and metres gained

First Arrow shows distance gain/loss from 2nd Qtr to 3rd Qtr,
Second Arrow shows distance gain/loss from 3rd Qtr to Finish
Blue arrow indicates best gain in these quarters.



800

Visual positions in race at 2nd Quarter



400

Visual positions in race at 3rd Quarter



Powered by
PJ Harness Analyser

Sectional Analysis Software
Not just form | Free Trial

www.facebook.com/PJHarnessRacing



RISE Digital, Harness Racing Australia nor the provider accepts any responsibility for the completeness or accuracy of any of the information contained herein, and makes no representations about its suitability for any particular purpose. Users should make their own judgements about those matters and/or seek independent advice. You assume all risks associated with use of data provided on this page

Bunbury Race 2 Distance 2100m

Saturday, 21 September 2024



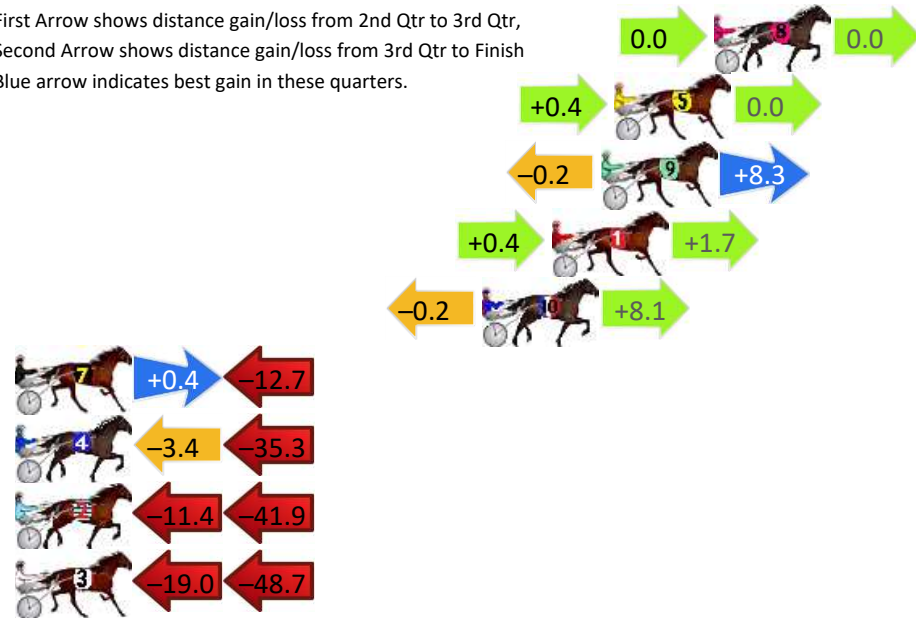
Gross Time: 2:33.50 MileRate: 1:57.70 LeadTime: 35.40s First Qtr: 30.60s Second Qtr: 29.20s Third Qtr: 28.80s Fourth Qtr: 29.50s

DATA TABLE: 800 / 400 Posi's are position from leader and (how wide the horse was at that position)

No	Horse	Plc	Mar	800 Posi	400 Posi	Time	3rd Qtr	4th Qt
8	ALTA FREEWAY	1	0.0m	0.0m (0)	0.0m (0)	2:33.50	28.80s	29.50s
5	ONLY ME AND LOU	2	4.0m	4.4m (1)	4.0m (1)	2:33.81	28.77s	29.50s
9	MANGO TANGO	3	4.5m	12.6m (0)	12.8m (1)	2:33.85	28.82s	28.89s
1	FIVE STAR KEVIN	4	6.5m	8.6m (0)	8.2m (0)	2:34.00	28.77s	29.38s
10	KOBE EDWARD	5	9.3m	17.2m (1)	17.4m (1)	2:34.22	28.82s	28.91s
7	CHALKY WHITE	6	38.5m	26.2m (1)	25.8m (1)	2:36.48	28.76s	30.43s
4	HEZ SPECIAL	7	51.5m	12.8m (1)	16.2m (2)	2:37.48	29.02s	32.09s
2	EXTINCTION	8	57.9m	4.6m (0)	16.0m (0)	2:37.98	29.59s	32.57s
3	SUGAR BOO	9	76.7m	9.0m (1)	28.0m (2)	2:39.43	30.13s	33.07s

Finish Position and metres gained

First Arrow shows distance gain/loss from 2nd Qtr to 3rd Qtr,
Second Arrow shows distance gain/loss from 3rd Qtr to Finish
Blue arrow indicates best gain in these quarters.



Powered by
PJ

Harness Analyser

Sectional Analysis Software
Not just form | Free Trial

www.facebook.com/PJHarnessRacing



RISE Digital, Harness Racing Australia nor the provider accepts any responsibility for the completeness or accuracy of any of the information contained herein, and makes no representations about its suitability for any particular purpose. Users should make their own judgements about those matters and/or seek independent advice. You assume all risks associated with use of data provided on this page

Bunbury Race 3 Distance 2100m

Saturday, 21 September 2024


Gross Time: 2:33.80 MileRate: 1:57.90 LeadTime: 36.20s First Qtr: 30.30s Second Qtr: 29.60s Third Qtr: 29.00s Fourth Qtr: 28.70s

DATA TABLE: 800 / 400 Posi's are position from leader and (how wide the horse was at that position)

NoHorse	Plc	Mar	800 Posi	400 Posi	Time	3rd Qtr	4th Qt
7 INSTA GATOR	1	0.0m	10.2m (1)	9.0m (2)	2:33.80	28.91s	28.06s
5 MAJOR CLASS	2	14.6m	6.0m (1)	4.8m (2)	2:34.90	28.92s	29.40s
9 BRODIE BOY	3	18.9m	0.0m (0)	0.0m (0)	2:35.22	29.01s	30.05s
2 I SEE FIRE	4	23.0m	10.6m (0)	9.2m (0)	2:35.53	28.90s	29.68s
8 SANFORD HARRY	5	23.8m	14.6m (1)	12.8m (1)	2:35.59	28.88s	29.48s
4 HES THUNDER	6	24.2m	4.2m (0)	4.6m (0)	2:35.62	29.04s	30.10s
1 SANFORD BART	7	35.9m	14.6m (0)	13.2m (0)	2:36.51	28.91s	30.32s
6 HEZ SAM	8	36.3m	1.8m (1)	1.6m (1)	2:36.54	29.00s	31.18s

Finish Position and metres gained

First Arrow shows distance gain/loss from 2nd Qtr to 3rd Qtr,
Second Arrow shows distance gain/loss from 3rd Qtr to Finish
Blue arrow indicates best gain in these quarters.



800

Visual positions in race at 2nd Quarter



400

Visual positions in race at 3rd Quarter



Powered by



Harness Analyser

Sectional Analysis Software

Not just form | Free Trial

www.facebook.com/PJHarnessRacing



RISE Digital, Harness Racing Australia nor the provider accepts any responsibility for the completeness or accuracy of any of the information contained herein, and makes no representations about its suitability for any particular purpose. Users should make their own judgements about those matters and/or seek independent advice. You assume all risks associated with use of data provided on this page

Bunbury Race 4 Distance 2100m

Saturday, 21 September 2024

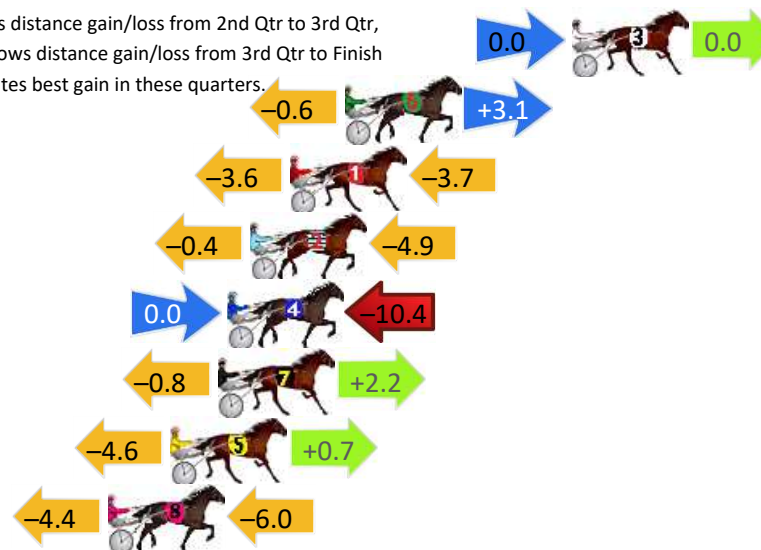
Gross Time: 2:34.20 MileRate: 1:58.20 LeadTime: 35.40s First Qtr: 31.10s Second Qtr: 29.50s Third Qtr: 29.10s Fourth Qtr: 29.10s

DATA TABLE: 800 / 400 Posi's are position from leader and (how wide the horse was at that position)

No	Horse	Plc	Mar	800 Posi	400 Posi	Time	3rd Qtr	4th Qt
3	POCKET THE CHANGE	1	0.0m	0.0m (0)	0.0m (0)	2:34.20	29.10s	29.10s
6	ABSOLUTE DELIGHT	2	9.1m	11.6m (1)	12.2m (1)	2:34.89	29.14s	28.88s
1	IM EUGENE	3	11.3m	4.0m (0)	7.6m (0)	2:35.06	29.36s	29.37s
2	ELSAMAY	4	12.9m	7.6m (1)	8.0m (1)	2:35.18	29.13s	29.45s
4	FRISKY STYX	5	13.8m	3.4m (1)	3.4m (1)	2:35.25	29.10s	29.85s
7	HIGHLY FLAMMABLE	6	14.2m	15.6m (1)	16.4m (1)	2:35.28	29.16s	28.94s
5	THEYCALL ME STOOGIE	7	16.1m	12.2m (0)	16.8m (0)	2:35.43	29.43s	29.05s
8	GORDON	8	18.6m	8.2m (0)	12.6m (0)	2:35.62	29.42s	29.53s


Finish Position and metres gained

First Arrow shows distance gain/loss from 2nd Qtr to 3rd Qtr,
Second Arrow shows distance gain/loss from 3rd Qtr to Finish
Blue arrow indicates best gain in these quarters.



800

Visual positions in race at 2nd Quarter



400

Visual positions in race at 3rd Quarter



Powered by



Harness Analyser

Sectional Analysis Software

Not just form | Free Trial

www.facebook.com/PJHarnessRacing



RISE Digital, Harness Racing Australia nor the provider accepts any responsibility for the completeness or accuracy of any of the information contained herein, and makes no representations about its suitability for any particular purpose. Users should make their own judgements about those matters and/or seek independent advice. You assume all risks associated with use of data provided on this page

Bunbury Race 5 Distance 2100m

Saturday, 21 September 2024

Gross Time: 2:33.60

MileRate: 1:57.70

LeadTime: 36.40s

First Qtr: 31.60s

Second Qtr: 29.40s

Third Qtr: 28.40s

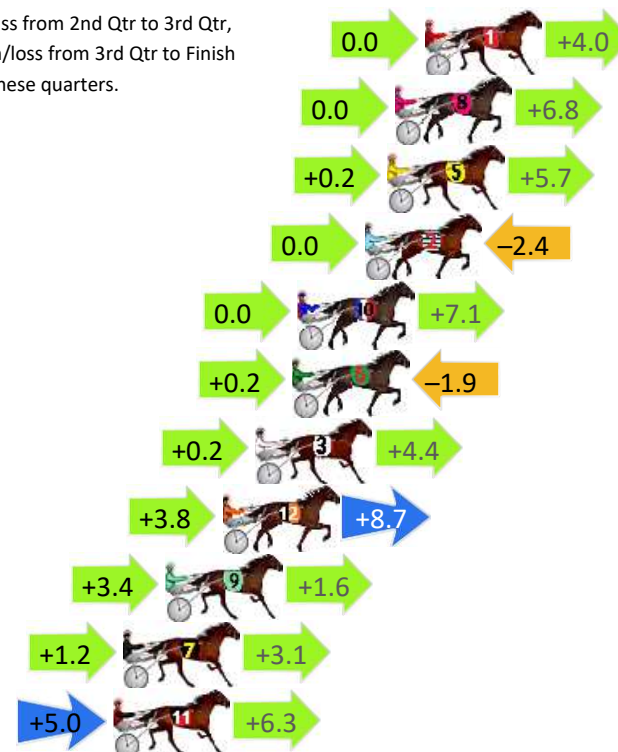
Fourth Qtr: 27.80s

DATA TABLE: 800 / 400 Posi's are position from leader and (how wide the horse was at that position)

NoHorse	Plc	Mar	800 Posi	400 Posi	Time	3rd Qtr	4th Qt
1 WORLD'S ABOVE	1	0.0m	4.0m (0)	4.0m (0)	2:33.60	28.40s	27.52s
8 MENEMSHA	2	1.2m	8.0m (0)	8.0m (0)	2:33.69	28.39s	27.33s
5 FRANCO ENCORE	3	1.5m	7.4m (1)	7.2m (2)	2:33.71	28.38s	27.41s
2 IDEAL MUSCLE	4	2.4m	0.0m (0)	0.0m (0)	2:33.78	28.40s	27.97s
10 ROX THE WORLD	5	5.1m	12.2m (0)	12.2m (0)	2:33.97	28.39s	27.31s
6 ARTFUL MAJOR	6	5.3m	3.6m (1)	3.4m (1)	2:33.99	28.39s	27.93s
3 MAXIMUM ROCK	7	6.8m	11.4m (1)	11.2m (1)	2:34.10	28.38s	27.50s
12 DARK EYES	8	8.1m	20.6m (0)	16.8m (0)	2:34.19	28.13s	27.20s
9 IM LIGHTNING BANNER	9	10.4m	15.4m (1)	12.0m (2)	2:34.36	28.16s	27.69s
7 CABERNEIGH	10	12.1m	16.4m (0)	15.2m (1)	2:34.48	28.31s	27.59s
11 PETES HONOUR	11	12.5m	23.8m (1)	18.8m (2)	2:34.51	28.05s	27.36s

Finish Position and metres gained

First Arrow shows distance gain/loss from 2nd Qtr to 3rd Qtr,
Second Arrow shows distance gain/loss from 3rd Qtr to Finish
Blue arrow indicates best gain in these quarters.



800

Visual positions in race at 2nd Quarter



400

Visual positions in race at 3rd Quarter



Powered by



Harness Analyser

Sectional Analysis Software

Not just form | Free Trial

www.facebook.com/PJHarnessRacing



RISE Digital, Harness Racing Australia nor the provider accepts any responsibility for the completeness or accuracy of any of the information contained herein, and makes no representations about its suitability for any particular purpose. Users should make their own judgements about those matters and/or seek independent advice. You assume all risks associated with use of data provided on this page

Bunbury Race 6 Distance 2100m

Saturday, 21 September 2024

Gross Time: 2:36.70

MileRate: 2:00.10

LeadTime: 37.80s

First Qtr: 32.20s

Second Qtr: 30.00s

Third Qtr: 28.90s

Fourth Qtr: 27.80s

DATA TABLE: 800 / 400 Posi's are position from leader and (how wide the horse was at that position)

NoHorse	Plc	Mar	800 Posi	400 Posi	Time	3rd Qtr	4th Qt
1 RUIA	1	0.0m	0.0m (0)	0.0m (0)	2:36.70	28.90s	27.80s
2 REPOSSESSION	2	16.9m	4.2m (0)	4.8m (0)	2:37.94	28.96s	28.64s
3 TI SENTO	3	37.6m	8.8m (0)	11.8m (0)	2:39.45	29.15s	29.58s
5 WICKED LOVER	4	75.6m	34.0m (0)	45.0m (0)	2:42.23	29.72s	29.91s
6 OUR SERAPHINA	5	102.2m	38.6m (0)	60.0m (0)	2:44.17	30.47s	30.72s
4 PLEASE THE CROWD	6	238.8m	50.0m (0)	120.0m (0)	2:54.16	34.00s	36.01s

Finish Position and metres gained

First Arrow shows distance gain/loss from 2nd Qtr to 3rd Qtr,
Second Arrow shows distance gain/loss from 3rd Qtr to Finish
Blue arrow indicates best gain in these quarters

