

Bunbury Race 1 Distance 2100m

Saturday, 29 June 2024



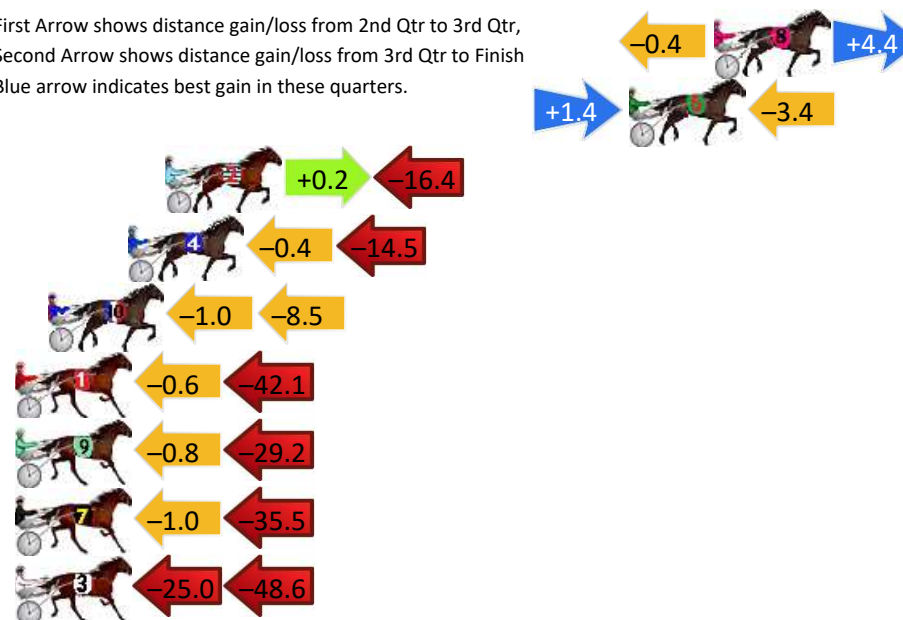
Gross Time: 2:35.50 MileRate: 1:59.10 LeadTime: 35.30s First Qtr: 31.30s Second Qtr: 30.60s Third Qtr: 29.80s Fourth Qtr: 28.50s

DATA TABLE: 800 / 400 Posi's are position from leader and (how wide the horse was at that position)

No	Horse	Plc	Mar	800 Posi	400 Posi	Time	3rd Qtr	4th Qt
8	PERFECT MOVE	1	0.0m	4.0m (0)	4.4m (0)	2:35.50	29.82s	28.19s
6	HOT ROCKEFELLER	2	3.4m	1.4m (1)	0.0m (1)	2:35.75	29.70s	28.74s
2	CONTROL QUEEN	3	22.0m	5.8m (1)	5.6m (1)	2:37.15	29.81s	29.66s
4	FLY EAGLEROSE	4	23.5m	8.6m (0)	9.0m (0)	2:37.26	29.85s	29.53s
10	IT AINTEASY	5	26.7m	17.2m (0)	18.2m (1)	2:37.50	29.89s	29.10s
1	GOGGINS	6	42.7m	0.0m (0)	0.6m (0)	2:38.70	29.91s	31.48s
9	IM GRAFTER	7	42.8m	12.8m (0)	13.6m (0)	2:38.70	29.91s	30.57s
7	SWITCH BLADE	8	47.3m	10.8m (1)	11.8m (1)	2:39.04	29.93s	31.02s
3	STAR OF THE GALAXY	9	193.6m	120.0m (0)	145.0m (0)	2:49.99	31.69s	31.94s

Finish Position and metres gained

First Arrow shows distance gain/loss from 2nd Qtr to 3rd Qtr, Second Arrow shows distance gain/loss from 3rd Qtr to Finish
Blue arrow indicates best gain in these quarters.



Bunbury Race 2 Distance 2100m

Saturday, 29 June 2024



Gross Time: 2:36.10 MileRate: 1:59.60 LeadTime: 36.20s First Qtr: 31.90s Second Qtr: 30.70s Third Qtr: 28.60s Fourth Qtr: 28.70s

DATA TABLE: 800 / 400 Posi's are position from leader and (how wide the horse was at that position)

No	Horse	Plc	Mar	800 Posi	400 Posi	Time	3rd Qtr	4th Qt
4	FOLLOW ROCKNROLL	1	0.0m	0.0m (0)	0.0m (0)	2:36.10	28.60s	28.70s
3	LUCIENNE	2	4.2m	4.2m (0)	4.6m (0)	2:36.42	28.63s	28.67s
1	SWEET SASSYMOLASSY	3	4.7m	8.2m (0)	8.8m (0)	2:36.45	28.64s	28.41s
10	ZUEDE	4	7.6m	3.6m (1)	3.4m (1)	2:36.67	28.59s	29.00s
12	IMMACHULATE	5	10.1m	17.0m (1)	12.2m (1)	2:36.86	28.26s	28.55s
2	THE MIGHTY WARRIOR	6	10.4m	9.0m (1)	8.2m (1)	2:36.88	28.54s	28.86s
11	HEART OF SAHARA	7	11.6m	17.0m (0)	17.2m (0)	2:36.97	28.61s	28.30s
8	IMAHERO	8	13.0m	12.2m (0)	13.0m (0)	2:37.08	28.66s	28.70s
6	EUSTON FLYER	9	20.4m	22.2m (1)	17.6m (1)	2:37.64	28.27s	28.90s
9	ASHIMA	10	24.4m	13.0m (1)	11.2m (2)	2:37.94	28.47s	29.64s
5	KEAYANG YUKON	11	39.5m	21.6m (0)	22.4m (0)	2:39.08	28.65s	29.92s
7	HES THUNDER	12	45.3m	19.0m (2)	20.8m (2)	2:39.51	28.73s	30.45s

Finish Position and metres gained

First Arrow shows distance gain/loss from 2nd Qtr to 3rd Qtr, Second Arrow shows distance gain/loss from 3rd Qtr to Finish Blue arrow indicates best gain in these quarters.



800

Visual positions in race at 2nd Quarter



400

Visual positions in race at 3rd Quarter



Powered by



Harness Analyser

Sectional Analysis Software

Not just form | Free Trial

www.facebook.com/PJHarnessRacing



RISE Digital, Harness Racing Australia nor the provider accepts any responsibility for the completeness or accuracy of any of the information contained herein, and makes no representations about its suitability for any particular purpose. Users should make their own judgements about those matters and/or seek independent advice. You assume all risks associated with use of data provided on this page

Bunbury Race 3 Distance 2100m

Saturday, 29 June 2024


Gross Time: 2:34.60 MileRate: 1:58.50 LeadTime: 35.70s First Qtr: 31.80s Second Qtr: 30.40s Third Qtr: 28.10s Fourth Qtr: 28.60s

DATA TABLE: 800 / 400 Posi's are position from leader and (how wide the horse was at that position)

No	Horse	Plc	Mar	800 Posi	400 Posi	Time	3rd Qtr	4th Qt
5	CABERNEIGH	1	0.0m	0.0m (0)	0.0m (0)	2:34.60	28.10s	28.60s
1	BANK NOTICE	2	5.7m	8.0m (0)	8.4m (0)	2:35.03	28.13s	28.41s
3	WELEASE WODDEWICK	3	7.9m	4.0m (0)	4.2m (0)	2:35.19	28.11s	28.86s
2	SPOIL THE PARTY	4	9.3m	6.2m (1)	6.4m (1)	2:35.30	28.11s	28.81s
8	MAJOR CLASS	5	10.7m	17.0m (0)	17.4m (1)	2:35.40	28.13s	28.12s
9	ROCKIN LE MONDE	6	12.2m	2.2m (1)	1.0m (1)	2:35.52	28.01s	29.40s
10	SKIPPIN CLASS	7	15.8m	10.2m (1)	10.4m (1)	2:35.79	28.11s	28.98s
4	HAVING FUN	8	21.8m	12.4m (0)	13.2m (0)	2:36.24	28.15s	29.21s
11	ISLAND TEE REX	9	23.8m	14.4m (1)	8.8m (2)	2:36.39	27.70s	29.67s
6	SUKHOVEY WINDSTORM	10	26.5m	19.0m (1)	14.2m (2)	2:36.59	27.75s	29.47s
7	KINSAABI	11	31.8m	26.4m (0)	30.0m (1)	2:36.99	28.35s	28.73s
12	EXTINCTION	12	51.1m	21.4m (0)	26.2m (0)	2:38.44	28.42s	30.37s

Finish Position and metres gained

First Arrow shows distance gain/loss from 2nd Qtr to 3rd Qtr,
Second Arrow shows distance gain/loss from 3rd Qtr to Finish
Blue arrow indicates best gain in these quarters.



800

Visual positions in race at 2nd Quarter



400

Visual positions in race at 3rd Quarter



Powered by
PJ Harness Analyser

Sectional Analysis Software
Not just form | Free Trial

www.facebook.com/PJHarnessRacing



RISE Digital, Harness Racing Australia nor the provider accepts any responsibility for the completeness or accuracy of any of the information contained herein, and makes no representations about its suitability for any particular purpose. Users should make their own judgements about those matters and/or seek independent advice. You assume all risks associated with use of data provided on this page

Bunbury Race 4 Distance 2100m

Saturday, 29 June 2024

Gross Time: 2:34.00

MileRate: 1:58.00

LeadTime: 36.10s

First Qtr: 30.80s

Second Qtr: 29.20s

Third Qtr: 28.60s


Fourth Qtr: 29.30s

DATA TABLE: 800 / 400 Posi's are position from leader and (how wide the horse was at that position)

No	Horse	Plc	Mar	800 Posi	400 Posi	Time	3rd Qtr	4th Qt
12	SUGAR SHAKE	1	0.0m	0.4m (1)	0.0m (0)	2:34.00	28.57s	29.30s
6	TAHI	2	9.5m	13.2m (1)	10.2m (3)	2:34.73	28.38s	29.25s
2	SANFORD BART	3	10.2m	5.4m (1)	6.6m (1)	2:34.78	28.68s	29.56s
9	ALLAGLOW	4	12.8m	9.2m (1)	10.4m (2)	2:34.98	28.68s	29.47s
4	LIGHTFOOT LEIGH	5	13.2m	13.2m (0)	19.6m (0)	2:35.01	29.07s	28.83s
7	I SEE FIRE	6	16.6m	9.2m (2)	6.0m (2)	2:35.28	28.36s	30.07s
5	THE BEAUDSTER	7	19.2m	21.4m (1)	16.4m (2)	2:35.48	28.24s	29.50s
11	FLYIN DISCO	8	23.3m	13.2m (2)	6.2m (3)	2:35.79	28.08s	30.55s
1	SANFORD HARRY	9	23.9m	4.4m (0)	12.4m (1)	2:35.84	29.17s	30.14s
10	PETER ROMEO	10	27.7m	17.6m (0)	21.0m (2)	2:36.13	28.84s	29.79s
8	IM ROCKIN ROD	11	39.2m	9.2m (0)	16.6m (1)	2:37.01	29.11s	30.95s
3	CHERRY ON THE CAKE	12	41.9m	0.0m (0)	9.2m (0)	2:37.22	29.23s	31.68s

Finish Position and metres gained

First Arrow shows distance gain/loss from 2nd Qtr to 3rd Qtr,
Second Arrow shows distance gain/loss from 3rd Qtr to Finish
Blue arrow indicates best gain in these quarters.



800

Visual positions in race at 2nd Quarter



400

Visual positions in race at 3rd Quarter



Powered by



Harness Analyser

Sectional Analysis Software

Not just form | Free Trial

www.facebook.com/PJHarnessRacing



RISE Digital, Harness Racing Australia nor the provider accepts any responsibility for the completeness or accuracy of any of the information contained herein, and makes no representations about its suitability for any particular purpose. Users should make their own judgements about those matters and/or seek independent advice. You assume all risks associated with use of data provided on this page

Bunbury Race 5 Distance 2100m

Saturday, 29 June 2024

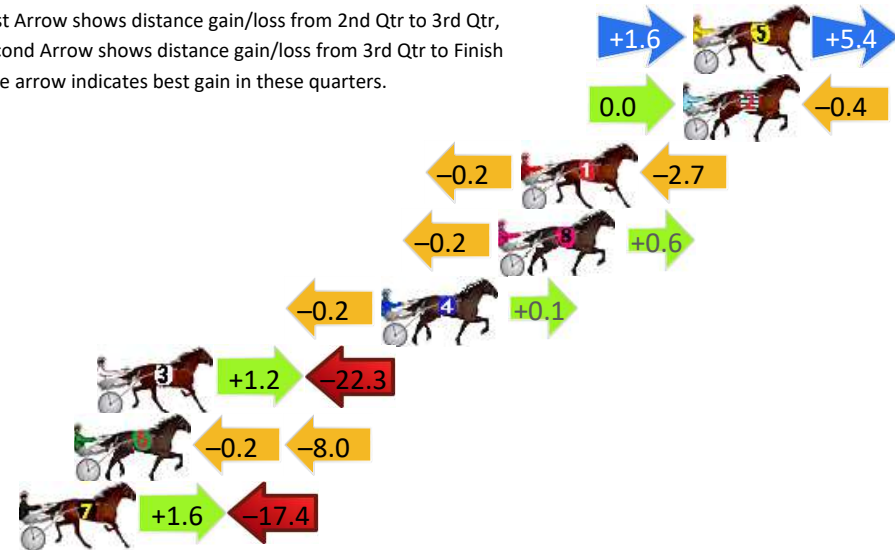
Gross Time: 2:33.60 MileRate: 1:57.70 LeadTime: 37.20s First Qtr: 31.30s Second Qtr: 29.60s Third Qtr: 27.90s Fourth Qtr: 27.60s

DATA TABLE: 800 / 400 Posi's are position from leader and (how wide the horse was at that position)

NoHorse	Plc	Mar	800 Posi	400 Posi	Time	3rd Qtr	4th Qt
5 SORRIDERE	1	0.0m	7.0m (1)	5.4m (1)	2:33.60	27.79s	27.23s
2 GULLY GUM	2	0.4m	0.0m (0)	0.0m (0)	2:33.63	27.90s	27.63s
1 MISTER RIDGEWELL	3	6.9m	4.0m (0)	4.2m (0)	2:34.10	27.91s	27.79s
8 HIGHLY FLAMMABLE	4	7.8m	8.2m (0)	8.4m (0)	2:34.17	27.91s	27.56s
4 BRULEE	5	12.5m	12.4m (0)	12.6m (0)	2:34.51	27.91s	27.59s
3 CALLMEWHATUWANT	6	23.9m	2.8m (1)	1.6m (1)	2:35.34	27.83s	29.13s
6 SOHO GIGOLO	7	24.8m	16.6m (0)	16.8m (0)	2:35.40	27.92s	28.15s
7 HEAVENLY WAGE	8	27.0m	11.2m (1)	9.6m (1)	2:35.56	27.80s	28.79s

Finish Position and metres gained

First Arrow shows distance gain/loss from 2nd Qtr to 3rd Qtr, Second Arrow shows distance gain/loss from 3rd Qtr to Finish Blue arrow indicates best gain in these quarters.



800

Visual positions in race at 2nd Quarter



400

Visual positions in race at 3rd Quarter



Powered by



Harness Analyser

Sectional Analysis Software

Not just form | Free Trial

www.facebook.com/PJHarnessRacing



RISE Digital, Harness Racing Australia nor the provider accepts any responsibility for the completeness or accuracy of any of the information contained herein, and makes no representations about its suitability for any particular purpose. Users should make their own judgements about those matters and/or seek independent advice. You assume all risks associated with use of data provided on this page

Bunbury Race 6 Distance 2100m

Saturday, 29 June 2024


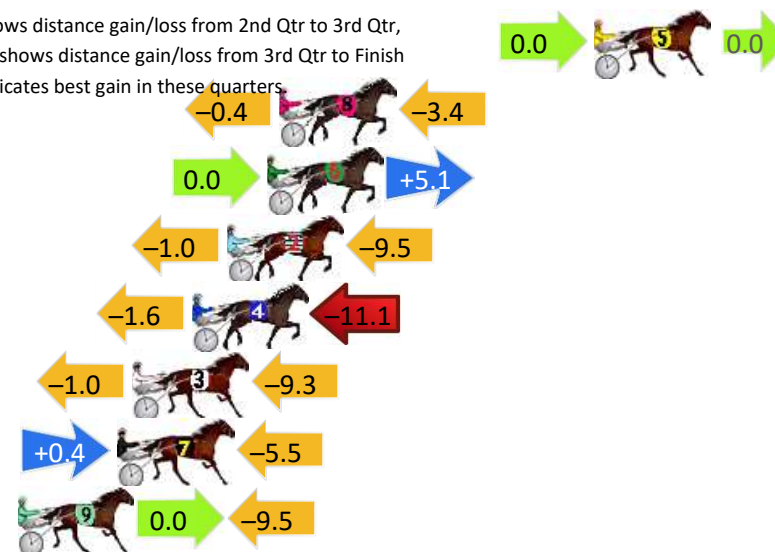
Gross Time: 2:36.60 MileRate: 2:00.00 LeadTime: 36.70s First Qtr: 31.60s Second Qtr: 30.00s Third Qtr: 28.50s Fourth Qtr: 29.80s

DATA TABLE: 800 / 400 Posi's are position from leader and (how wide the horse was at that position)

No	Horse	Plc	Mar	800 Posi	400 Posi	Time	3rd Qtr	4th Qt
5	SUGAR COVERED	1	0.0m	0.0m (0)	0.0m (0)	2:36.60	28.50s	29.80s
8	ALZ SUNSHINE	2	12.6m	8.8m (0)	9.2m (0)	2:37.58	28.52s	30.05s
6	HONOUR THE EAGLE	3	13.1m	18.2m (0)	18.2m (0)	2:37.62	28.51s	29.42s
2	JUST A HAPPY MAN	4	14.7m	4.2m (0)	5.2m (0)	2:37.75	28.56s	30.50s
4	SANFORD ASH	5	16.1m	3.4m (1)	5.0m (1)	2:37.86	28.60s	30.62s
3	TEMPT THE STARS	6	18.5m	8.2m (1)	9.2m (1)	2:38.04	28.56s	30.49s
7	AGENT BOOTH	7	19.1m	14.0m (0)	13.6m (0)	2:38.09	28.46s	30.21s
9	WUT NOW	8	23.1m	13.6m (1)	13.6m (1)	2:38.40	28.48s	30.50s

Finish Position and metres gained

First Arrow shows distance gain/loss from 2nd Qtr to 3rd Qtr,
Second Arrow shows distance gain/loss from 3rd Qtr to Finish
Blue arrow indicates best gain in these quarters



Visual positions in race at 2nd Quarter



Visual positions in race at 3rd Quarter

Bunbury Race 7 Distance 2100m

Saturday, 29 June 2024

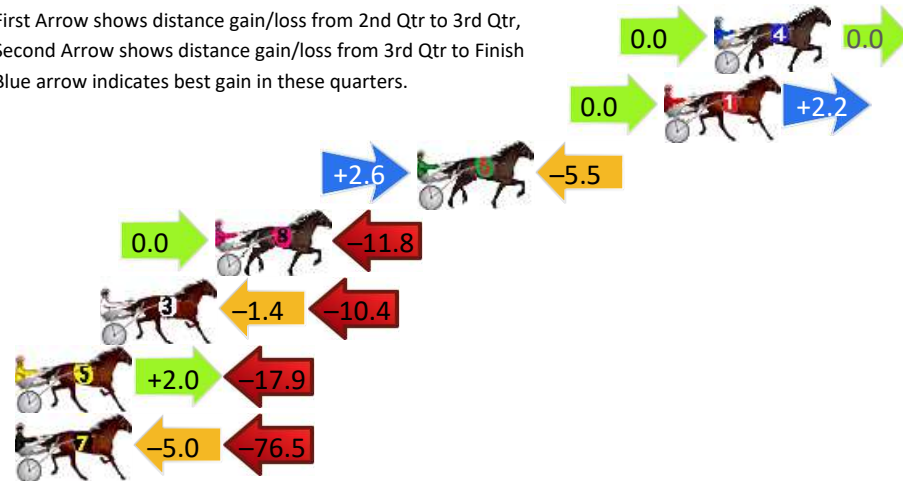
Gross Time: 2:35.20 MileRate: 1:58.90 LeadTime: 35.40s First Qtr: 30.50s Second Qtr: 31.50s Third Qtr: 29.90s Fourth Qtr: 27.90s

DATA TABLE: 800 / 400 Posi's are position from leader and (how wide the horse was at that position)

NoHorse	Plc	Mar	800 Posi	400 Posi	Time	3rd Qtr	4th Qt
4 WINTER WONDER	1	0.0m	0.0m (0)	0.0m (0)	2:35.20	29.90s	27.90s
1 JAXS IDEAL	2	2.0m	4.2m (0)	4.2m (0)	2:35.35	29.89s	27.75s
6 POPPYONTHEBEACH	3	11.9m	9.0m (1)	6.4m (2)	2:36.07	29.73s	28.28s
8 GELSOMINO AMAL	4	20.0m	8.2m (0)	8.2m (0)	2:36.67	29.93s	28.72s
3 ALLIZEE	5	24.6m	12.8m (0)	14.2m (0)	2:37.00	30.03s	28.62s
5 SHOOBEE'S DOUBLE	6	29.1m	13.2m (1)	11.2m (2)	2:37.33	29.80s	29.14s
7 QUEEN OF ALL	7	86.7m	5.2m (1)	10.2m (1)	2:41.56	30.45s	33.21s

Finish Position and metres gained

First Arrow shows distance gain/loss from 2nd Qtr to 3rd Qtr,
Second Arrow shows distance gain/loss from 3rd Qtr to Finish
Blue arrow indicates best gain in these quarters.



800

Visual positions in race at 2nd Quarter



400

Visual positions in race at 3rd Quarter



Powered by



Harness Analyser

Sectional Analysis Software

Not just form | Free Trial

www.facebook.com/PJHarnessRacing



RISE Digital, Harness Racing Australia nor the provider accepts any responsibility for the completeness or accuracy of any of the information contained herein, and makes no representations about its suitability for any particular purpose. Users should make their own judgements about those matters and/or seek independent advice. You assume all risks associated with use of data provided on this page