

# Williams Race 1 Distance 2277m

Sunday, 25 February 2024




Gross Time: 2:52.40 MileRate: 2:01.90 LeadTime: 52.80s First Qtr: 30.20s Second Qtr: 28.90s Third Qtr: 30.40s Fourth Qtr: 30.10s

DATA TABLE: 800 / 400 Posi's are position from leader and (how wide the horse was at that position)

No	Horse	Plc	Mar	800 Posi	400 Posi	Time	3rd Qtr	4th Qt
3	STATE MY CASE	1	0.0m	0.0m (0)	0.0m (0)	2:52.40	30.40s	30.10s
2	FRANKENSTEINSBRIDE	2	21.0m	8.8m (0)	13.4m (1)	2:54.06	30.75s	30.67s
4	ABSOLUTE ROCK STAR	3	22.6m	4.4m (0)	6.8m (0)	2:54.18	30.59s	31.28s
1	STAR OF THE GALAXY	4	25.3m	13.2m (0)	16.8m (0)	2:54.39	30.67s	30.74s
7	DOUBLE THE ANTE	5	29.6m	2.2m (1)	4.8m (1)	2:54.73	30.60s	31.96s
8	THE WHIZZER	6	44.7m	6.6m (1)	19.0m (1)	2:55.92	31.34s	32.02s
6	SANFORD SHIRLEY	7	47.7m	11.0m (1)	21.0m (2)	2:56.16	31.16s	32.10s

## Finish Position and metres gained

First Arrow shows distance gain/loss from 2nd Qtr to 3rd Qtr, Second Arrow shows distance gain/loss from 3rd Qtr to Finish  
Blue arrow indicates best gain in these quarters.



# Williams Race 2 Distance 2277m

Sunday, 25 February 2024

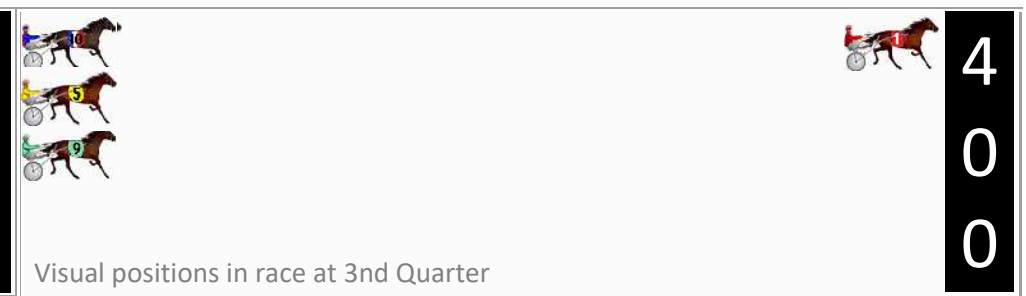

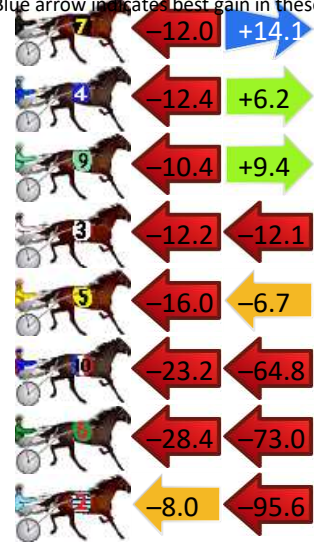
Gross Time: 2:50.50 MileRate: 2:00.50 LeadTime: 47.10s First Qtr: 30.20s Second Qtr: 28.30s Third Qtr: 31.30s Fourth Qtr: 33.60s

DATA TABLE: 800 / 400 Posi's are position from leader and (how wide the horse was at that position)

No	Horse	Plc	Mar	800 Posi	400 Posi	Time	3rd Qtr	4th Qt
1	WORLD SECRET	1	0.0m	0.0m (0)	0.0m (0)	2:50.50	31.30s	33.60s
7	MONTEGO	2	29.5m	31.6m (0)	43.6m (1)	2:53.08	32.31s	32.42s
4	PENTHOUSE	3	33.0m	26.8m (0)	39.2m (1)	2:53.39	32.32s	33.08s
9	CHEAP THRILLZ	4	37.8m	36.8m (0)	47.2m (2)	2:53.81	32.17s	32.81s
3	FLASH MOB	5	46.5m	22.2m (0)	34.4m (1)	2:54.57	32.25s	34.61s
5	YANI YANI	6	60.5m	37.8m (2)	53.8m (1)	2:55.80	32.57s	34.16s
10	QUINTESENCE	7	101.6m	13.6m (0)	36.8m (0)	2:59.39	32.99s	39.01s
6	QUEEN OF STARS	8	119.4m	18.0m (0)	46.4m (0)	3:00.95	33.38s	39.70s
2	ABBEE BEE	9	144.6m	41.0m (0)	49.0m (1)	3:03.16	31.67s	41.59s

## Finish Position and metres gained

First Arrow shows distance gain/loss from 2nd Qtr to 3rd Qtr, Second Arrow shows distance gain/loss from 3rd Qtr to Finish. Blue arrow indicates best gain in these quarters.



# Williams Race 3 Distance 2277m

Sunday, 25 February 2024


Gross Time: 2:56.50 MileRate: 2:04.70 LeadTime: 50.60s First Qtr: 35.40s Second Qtr: 29.90s Third Qtr: 30.80s Fourth Qtr: 29.80s

DATA TABLE: 800 / 400 Posi's are position from leader and (how wide the horse was at that position)

No	Horse	Plc	Mar	800 Posi	400 Posi	Time	3rd Qtr	4th Qt
8	AMERICAN MONARCH	1	0.0m	8.0m (1)	6.2m (2)	2:56.50	30.66s	29.34s
3	ALWAYS BE TEDDY	2	5.5m	0.0m (1)	0.0m (1)	2:56.93	30.81s	30.21s
7	GALEOCERDO CUVIER	3	6.5m	4.0m (1)	4.6m (1)	2:57.01	30.85s	29.94s
6	SUN AND SAND	4	12.6m	8.4m (0)	11.4m (0)	2:57.48	31.03s	29.89s
1	ALL ABOUT AMERICA	5	15.2m	4.4m (0)	7.4m (0)	2:57.69	31.04s	30.38s
10	JINGLING JEWELS	6	16.0m	12.8m (2)	13.8m (2)	2:57.75	30.88s	29.96s
5	HEEZ TRUE BLUE	7	21.8m	15.6m (0)	16.4m (0)	2:58.20	30.87s	30.20s
4	BONNIE PAULINE	8	28.5m	7.8m (2)	10.8m (3)	2:58.73	31.05s	31.11s
9	OUR MUSICAL MOTION	9	42.0m	12.2m (1)	13.4m (1)	2:59.78	30.93s	31.92s
2	TOP SHELF JAMIESON	10	42.0m	0.4m (0)	3.4m (0)	2:59.78	31.07s	32.66s

## Finish Position and metres gained

First Arrow shows distance gain/loss from 2nd Qtr to 3rd Qtr, Second Arrow shows distance gain/loss from 3rd Qtr to Finish  
Blue arrow indicates best gain in these quarters.



800

Visual positions in race at 2nd Quarter



400

Visual positions in race at 3rd Quarter





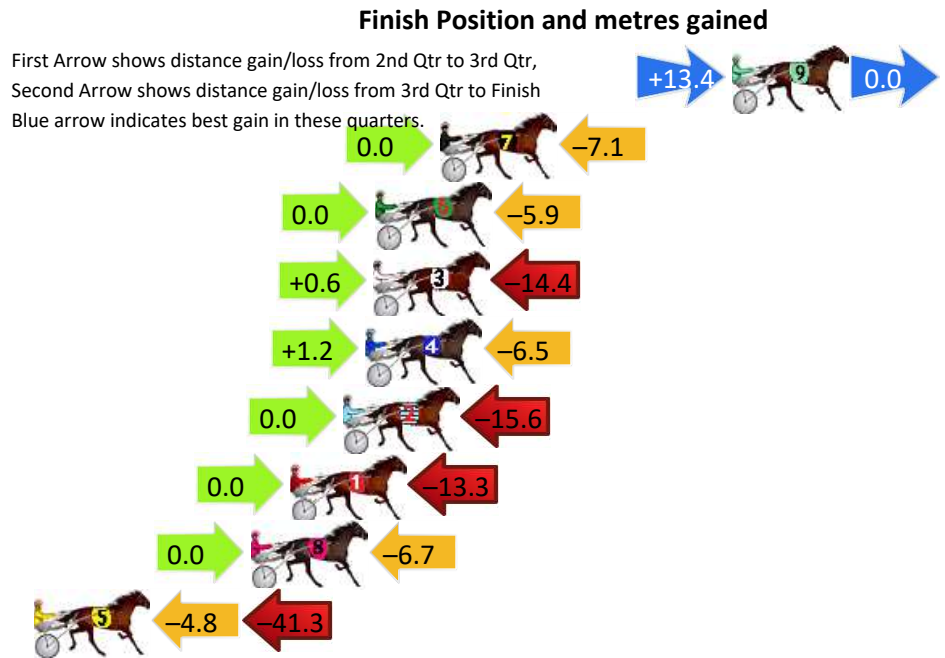
# Williams Race 4 Distance 1939m

Sunday, 25 February 2024

Gross Time: 2:24.30 MileRate: 1:59.70 LeadTime: 20.90s First Qtr: 33.70s Second Qtr: 29.20s Third Qtr: 30.80s Fourth Qtr: 29.70s

DATA TABLE: 800 / 400 Posi's are position from leader and (how wide the horse was at that position)

No	Horse	Plc	Mar	800 Posi	400 Posi	Time	3rd Qtr	4th Qt
9	PATH OF GOLD	1	0.0m	13.4m (1)	0.0m (2)	2:24.30	29.79s	29.70s
7	STELLA MAJOR	2	11.7m	4.6m (1)	4.6m (1)	2:25.21	30.81s	30.22s
6	ROCKIN THE TREND	3	14.3m	8.4m (0)	8.4m (0)	2:25.41	30.81s	30.14s
3	IDEAL WHITBY	4	14.4m	0.6m (1)	0.0m (1)	2:25.42	30.77s	30.76s
4	HI TOMMY	5	14.7m	9.4m (1)	8.2m (1)	2:25.44	30.72s	30.18s
2	FLYNSCOTSMAN	6	15.6m	0.0m (0)	0.0m (0)	2:25.51	30.82s	30.85s
1	THE BATMOBILE	7	17.7m	4.4m (0)	4.4m (0)	2:25.68	30.82s	30.68s
8	TENACIOUS GEORGE	8	19.3m	12.6m (0)	12.6m (1)	2:25.80	30.81s	30.19s
5	MINNENOOKA	9	63.5m	17.4m (0)	22.2m (0)	2:29.24	31.22s	32.75s



# Williams Race 5 Distance 2277m

Sunday, 25 February 2024

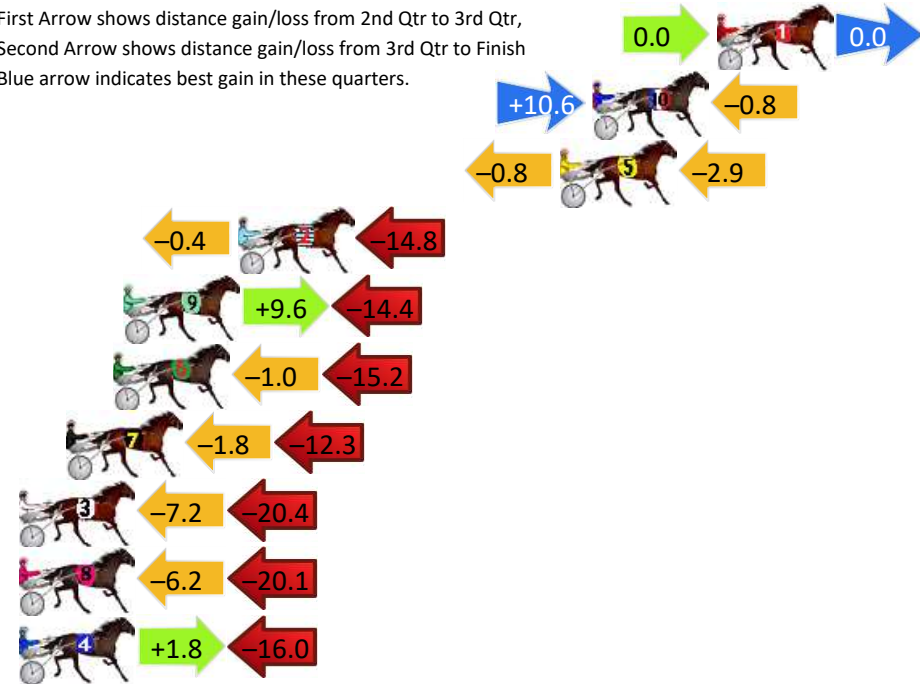
Gross Time: 2:51.70 MileRate: 2:01.40 LeadTime: 47.70s First Qtr: 32.50s Second Qtr: 28.70s Third Qtr: 31.20s Fourth Qtr: 31.60s

DATA TABLE: 800 / 400 Posi's are position from leader and (how wide the horse was at that position)

No	Horse	Plc	Mar	800 Posi	400 Posi	Time	3rd Qtr	4th Qt
1	LIL DELIGHT	1	0.0m	0.0m (0)	0.0m (0)	2:51.70	31.20s	31.60s
10	EUSTON FLYER	2	5.0m	14.8m (2)	4.2m (2)	2:52.11	30.37s	31.66s
5	CLASSNSMART	3	6.3m	2.6m (1)	3.4m (1)	2:52.22	31.26s	31.83s
2	TRUNKEY FETCH	4	19.2m	4.0m (0)	4.4m (0)	2:53.29	31.22s	32.76s
9	GEARSINAWHIRL	5	23.8m	19.0m (1)	9.4m (2)	2:53.66	30.44s	32.73s
6	EASTON ROBIN	6	24.2m	8.0m (0)	9.0m (1)	2:53.70	31.27s	32.79s
7	NYARNYEE NAVAJO	7	26.1m	12.0m (0)	13.8m (0)	2:53.85	31.33s	32.57s
3	FIRST AIRBORNE	8	34.2m	6.6m (1)	13.8m (1)	2:54.52	31.75s	33.20s
8	LILLY LAGUNA	9	37.1m	10.8m (1)	17.0m (2)	2:54.76	31.67s	33.18s
4	BRIGGS ON BOND	10	37.4m	23.2m (1)	21.4m (0)	2:54.79	31.05s	32.86s


## Finish Position and metres gained

First Arrow shows distance gain/loss from 2nd Qtr to 3rd Qtr, Second Arrow shows distance gain/loss from 3rd Qtr to Finish Blue arrow indicates best gain in these quarters.



800

Visual positions in race at 2nd Quarter



400

Visual positions in race at 3rd Quarter



# Williams Race 6 Distance 2666m

Sunday, 25 February 2024


Gross Time: 3:19.80 MileRate: 2:00.60 LeadTime: 73.40s First Qtr: 34.10s Second Qtr: 30.50s Third Qtr: 32.70s Fourth Qtr: 29.10s

DATA TABLE: 800 / 400 Posi's are position from leader and (how wide the horse was at that position)

No	Horse	Plc	Mar	800 Posi	400 Posi	Time	3rd Qtr	4th Qt
6	POCKETFUL OF OPALS	1	0.0m	4.6m (0)	4.8m (0)	3:19.80	32.69s	28.75s
3	GOV STARZZZ	2	0.4m	8.8m (0)	9.0m (0)	3:19.83	32.68s	28.48s
1	RELLIM	3	4.2m	0.0m (0)	0.0m (0)	3:20.12	32.72s	29.40s
4	ISAIDBOO	4	8.8m	16.8m (0)	13.4m (0)	3:20.47	32.42s	28.77s
8	IDEAL TOMADO	5	10.8m	9.6m (1)	3.6m (2)	3:20.62	32.27s	29.62s
10	ALFA PRINCE	6	11.4m	13.6m (1)	8.6m (2)	3:20.67	32.33s	29.30s
2	SKIPPYS DELIGHT	7	13.6m	1.2m (1)	3.8m (1)	3:20.84	32.94s	29.81s
5	VALHALLA MISS	8	13.9m	18.0m (1)	14.2m (2)	3:20.86	32.41s	29.08s
9	PATRIKIAR	9	16.2m	12.8m (0)	13.4m (1)	3:21.04	32.76s	29.30s
7	FRANKIE J HOLDEN	10	26.4m	5.6m (1)	8.6m (1)	3:21.82	33.01s	30.39s

## Finish Position and metres gained

First Arrow shows distance gain/loss from 2nd Qtr to 3rd Qtr, Second Arrow shows distance gain/loss from 3rd Qtr to Finish Blue arrow indicates best gain in these quarters.



800

Visual positions in race at 2nd Quarter



400

Visual positions in race at 3rd Quarter



# Williams Race 7 Distance 2277m

Sunday, 25 February 2024

Gross Time: 2:51.80 MileRate: 2:01.40 LeadTime: 48.70s First Qtr: 33.30s Second Qtr: 29.40s Third Qtr: 30.10s Fourth Qtr: 30.30s

DATA TABLE: 800 / 400 Posi's are position from leader and (how wide the horse was at that position)

NoHorse	Plc	Mar	800 Posi	400 Posi	Time	3rd Qtr	4th Qt
5 ELLUCIFER	1	0.0m	0.0m (0)	0.0m (0)	2:51.80	30.10s	30.30s
8 BATAVIA STORM	2	41.3m	13.6m (1)	18.8m (1)	2:55.08	30.48s	31.99s
3 HOOAH	3	43.6m	4.0m (0)	7.2m (0)	2:55.26	30.33s	33.04s
2 ROCK THE BANK	4	45.0m	3.8m (1)	9.0m (1)	2:55.37	30.48s	33.01s
7 TRUNKEY CARRAWA	5	48.4m	9.2m (1)	14.4m (1)	2:55.64	30.48s	32.86s
6 MISTER SAUVAGE	6	55.3m	14.2m (2)	25.6m (2)	2:56.19	30.95s	32.54s
4 HOKULANI	7	55.8m	16.2m (0)	26.4m (1)	2:56.23	30.86s	32.51s
1 CANDILLO	8	88.3m	10.6m (0)	22.2m (0)	2:58.80	30.95s	35.28s

## Finish Position and metres gained

First Arrow shows distance gain/loss from 2nd Qtr to 3rd Qtr, Second Arrow shows distance gain/loss from 3rd Qtr to Finish. Blue arrow indicates best gain in these quarters.

