

# Wagin Race 1 Distance 1776m



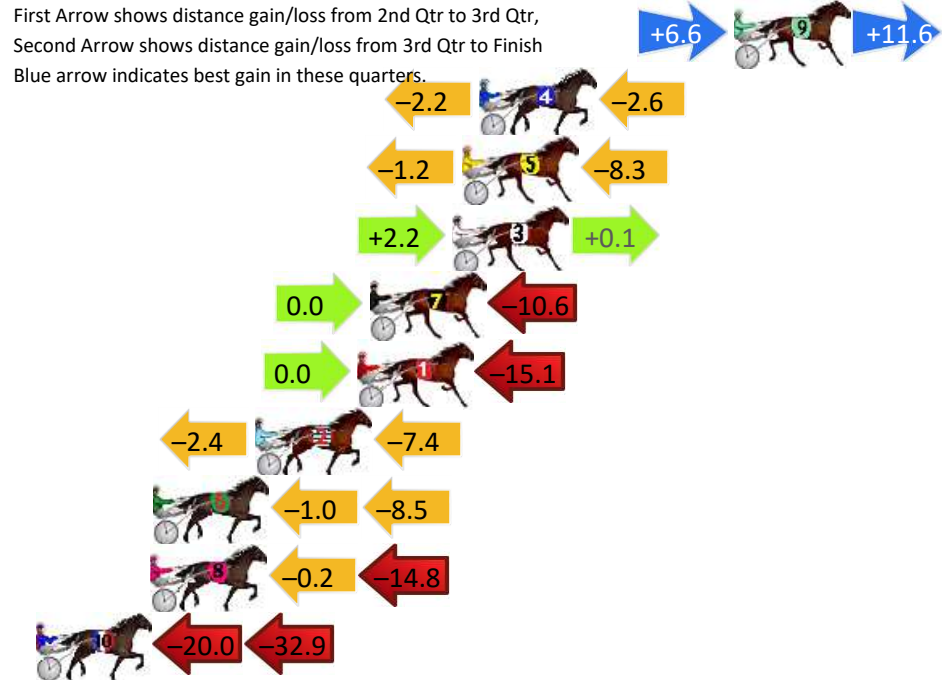
Friday, 22 November 2024

Gross Time: 2:12.50 MileRate: 2:00.10 LeadTime: 11.50s First Qtr: 31.00s Second Qtr: 30.10s Third Qtr: 30.10s Fourth Qtr: 29.80s

DATA TABLE: 800 / 400 Posi's are position from leader and (how wide the horse was at that position)

No	Horse	Plc	Mar	800 Posi	400 Posi	Time	3rd Qtr	4th Qt
9	KOBE EDWARD	1	0.0m	18.2m (1)	11.6m (3)	2:12.50	29.60s	28.94s
4	HEAVENLY BLISS	2	10.2m	5.4m (1)	7.6m (1)	2:13.30	30.26s	29.99s
5	CHALKY WHITE	3	10.9m	1.4m (1)	2.6m (1)	2:13.35	30.19s	30.41s
3	THE THIRSTY VET	4	11.3m	13.6m (1)	11.4m (2)	2:13.38	29.94s	29.79s
7	EXTINCTION	5	14.6m	4.0m (0)	4.0m (0)	2:13.64	30.10s	30.59s
1	GALEOCERDO CUVIER	6	15.1m	0.0m (0)	0.0m (0)	2:13.68	30.11s	30.92s
2	MAJOR BUZZ	7	19.2m	9.4m (1)	11.8m (1)	2:14.00	30.28s	30.35s
6	LOVE DEVINE	8	23.3m	13.8m (0)	14.8m (0)	2:14.32	30.18s	30.43s
8	SUB MARINER	9	23.4m	8.4m (0)	8.6m (0)	2:14.33	30.12s	30.90s
10	ALTACHAERA	10	87.9m	35.0m (0)	55.0m (0)	2:19.36	31.60s	32.24s

## Finish Position and metres gained



# Wagin Race 2 Distance 1776m

Friday, 22 November 2024

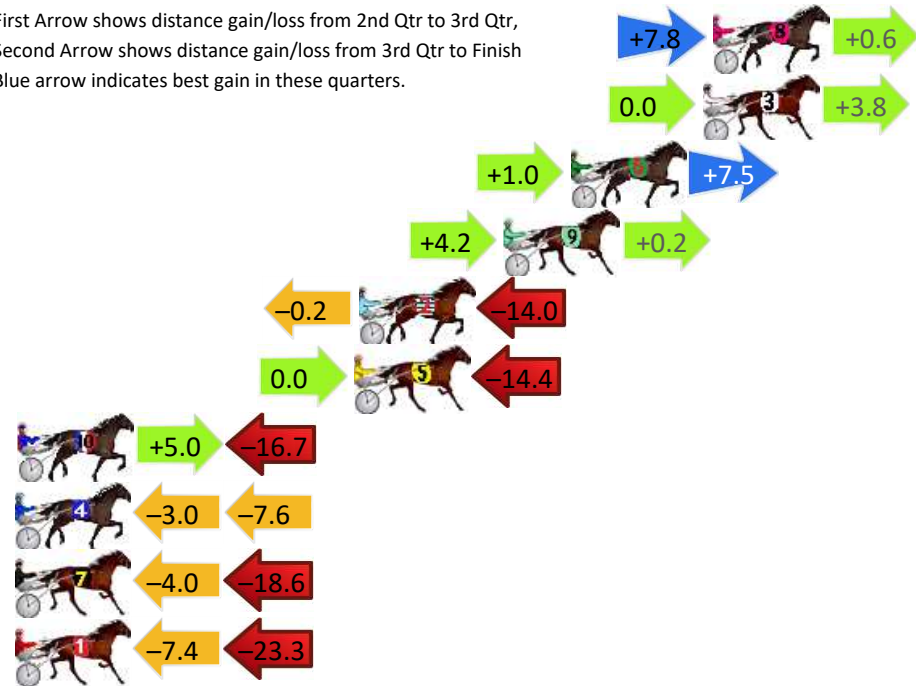
Gross Time: 2:11.40 MileRate: 1:59.10 LeadTime: 12.50s First Qtr: 30.90s Second Qtr: 30.00s Third Qtr: 29.10s Fourth Qtr: 28.90s

DATA TABLE: 800 / 400 Posi's are position from leader and (how wide the horse was at that position)

No	Horse	Plc	Mar	800 Posi	400 Posi	Time	3rd Qtr	4th Qt
8	SUKHOVEY WINDSTORM	1	0.0m	8.4m (1)	0.6m (2)	2:11.40	28.54s	28.86s
3	DEL BOCAVISTA BAY	2	0.4m	4.2m (1)	4.2m (1)	2:11.43	29.10s	28.63s
6	BELLA RAGAZZA	3	5.7m	14.2m (0)	13.2m (2)	2:11.83	29.03s	28.36s
9	SANFORD HARRY	4	8.4m	12.8m (1)	8.6m (2)	2:12.04	28.80s	28.89s
2	EE JAY WHY	5	14.2m	0.0m (0)	0.2m (0)	2:12.48	29.12s	29.91s
5	BUNDEGI BLUE	6	14.4m	0.0m (1)	0.0m (1)	2:12.49	29.10s	29.93s
10	CULLEN STAR	7	27.9m	16.2m (2)	11.2m (3)	2:13.52	28.74s	30.10s
4	IMAHERO	8	32.6m	22.0m (1)	25.0m (0)	2:13.87	29.32s	29.45s
7	BATAVIA STORM	9	32.8m	10.2m (0)	14.2m (1)	2:13.89	29.39s	30.24s
1	ALTAIR STAR	10	36.7m	6.0m (0)	13.4m (0)	2:14.18	29.64s	30.57s


## Finish Position and metres gained

First Arrow shows distance gain/loss from 2nd Qtr to 3rd Qtr, Second Arrow shows distance gain/loss from 3rd Qtr to Finish Blue arrow indicates best gain in these quarters.



800

Visual positions in race at 2nd Quarter



400

Visual positions in race at 3rd Quarter



# Wagin Race 3 Distance 1776m




Friday, 22 November 2024

Gross Time: 2:13.00 MileRate: 2:00.50 LeadTime: 11.90s First Qtr: 31.70s Second Qtr: 31.30s Third Qtr: 29.60s Fourth Qtr: 28.50s

DATA TABLE: 800 / 400 Posi's are position from leader and (how wide the horse was at that position)

No	Horse	Plc	Mar	800 Posi	400 Posi	Time	3rd Qtr	4th Qt
5	MISTER PICCOLO	1	0.0m	0.0m (0)	0.0m (0)	2:13.00	29.60s	28.50s
10	RECOVER LOVER	2	8.8m	16.8m (2)	7.4m (2)	2:13.66	28.92s	28.60s
3	ALEXANDRA THEGREAT	3	12.9m	4.0m (0)	4.4m (0)	2:13.97	29.64s	29.10s
1	PETER ROMEO	4	18.4m	8.2m (0)	9.0m (0)	2:14.38	29.67s	29.17s
6	BAZAAR PACKAGE	5	19.3m	0.2m (1)	0.8m (1)	2:14.44	29.67s	29.81s
2	ROCKIN THE TREND	6	19.7m	8.4m (1)	3.2m (2)	2:14.47	29.25s	29.67s
9	STEP IT UP	7	21.2m	16.4m (0)	17.2m (1)	2:14.59	29.66s	28.78s
7	BETTERTHAN SECRET	8	23.5m	12.0m (0)	14.0m (0)	2:14.76	29.76s	29.17s
4	SWANBOURNE SPUNK	9	24.2m	4.4m (1)	7.0m (1)	2:14.81	29.81s	29.72s
8	JAMIE KIM	10	26.5m	12.8m (1)	12.4m (1)	2:14.98	29.59s	29.50s

## Finish Position and metres gained



# Wagin Race 4 Distance 2590m

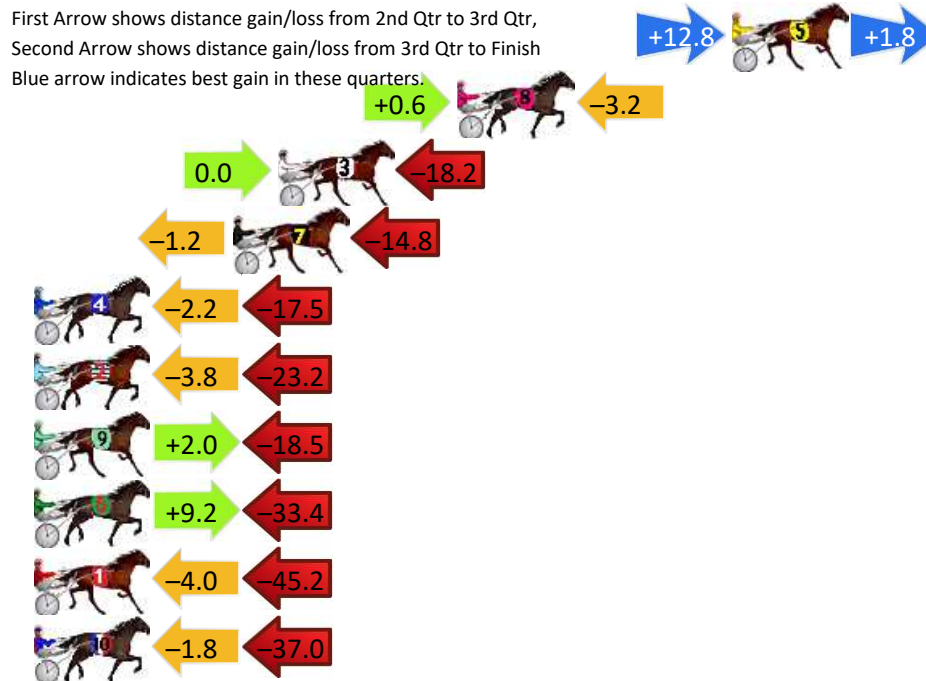
Friday, 22 November 2024

Gross Time: 3:15.90 MileRate: 2:01.70 LeadTime: 75.30s First Qtr: 31.30s Second Qtr: 29.80s Third Qtr: 30.40s Fourth Qtr: 29.10s

DATA TABLE: 800 / 400 Posi's are position from leader and (how wide the horse was at that position)


No	Horse	Plc	Mar	800 Posi	400 Posi	Time	3rd Qtr	4th Qt
5	RELLIM	1	0.0m	14.6m (1)	1.8m (2)	3:15.90	29.45s	28.97s
8	THE RIGHTEOUS	2	11.0m	8.4m (0)	7.8m (0)	3:16.74	30.36s	29.33s
3	BRAMANTE STEPS	3	18.2m	0.0m (0)	0.0m (0)	3:17.29	30.43s	30.42s
7	MASTER LEIGHTON	4	20.0m	4.0m (0)	5.2m (1)	3:17.43	30.51s	30.17s
4	KOLISI	5	29.9m	10.2m (1)	12.4m (2)	3:18.18	30.59s	30.37s
2	HIGHLY FLAMMABLE	6	33.0m	6.0m (1)	9.8m (1)	3:18.42	30.72s	30.78s
9	MAJIC BAY	7	35.9m	19.4m (1)	17.4m (2)	3:18.64	30.28s	30.44s
6	ELLUCIFER	8	47.6m	23.4m (1)	14.2m (3)	3:19.53	29.77s	31.52s
1	CLASSNSMART	9	51.0m	1.8m (1)	5.8m (2)	3:19.79	30.77s	32.37s
10	ALTA HURRAH	10	51.8m	13.0m (0)	14.8m (0)	3:19.85	30.59s	31.78s

## Finish Position and metres gained



800

Visual positions in race at 2nd Quarter



400

Visual positions in race at 3rd Quarter



# Wagin Race 5 Distance 2180m

Friday, 22 November 2024


Gross Time: 2:46.30 MileRate: 2:02.70 LeadTime: 44.60s First Qtr: 32.50s Second Qtr: 30.80s Third Qtr: 28.90s Fourth Qtr: 29.50s

DATA TABLE: 800 / 400 Posi's are position from leader and (how wide the horse was at that position)

No	Horse	Plc	Mar	800 Posi	400 Posi	Time	3rd Qtr	4th Qt
5	IM BOSS	1	0.0m	0.0m (0)	0.0m (0)	2:46.30	28.90s	29.50s
6	SHEZA SASSY LASSY	2	3.1m	2.4m (1)	0.2m (1)	2:46.54	28.74s	29.71s
10	STAR OF THE GALAXY	3	13.9m	12.8m (0)	19.0m (0)	2:47.38	29.35s	29.13s
3	ALREDDY FLYIN	4	20.3m	19.4m (1)	28.0m (0)	2:47.87	29.53s	28.94s
1	FRANKENSTEINSBRID E	5	21.0m	4.0m (0)	11.8m (0)	2:47.92	29.46s	30.17s
8	LIQUIDATOR	6	25.7m	11.2m (1)	19.8m (3)	2:48.29	29.52s	29.93s
7	TEMPT THE STARS	7	26.6m	8.6m (0)	15.2m (1)	2:48.36	29.37s	30.34s
4	COUNT BOSCAR	8	26.8m	17.0m (0)	21.4m (1)	2:48.37	29.22s	29.90s
9	ALLWOODS CHEVRON	9	30.1m	15.4m (1)	24.6m (3)	2:48.63	29.56s	29.90s
2	LOWLANDS BEACH BOY	10	42.0m	6.8m (1)	22.2m (2)	2:49.55	30.00s	30.95s


## Finish Position and metres gained

First Arrow shows distance gain/loss from 2nd Qtr to 3rd Qtr, Second Arrow shows distance gain/loss from 3rd Qtr to Finish Blue arrow indicates best gain in these quarters.



800

Visual positions in race at 2nd Quarter



400

Visual positions in race at 3rd Quarter



Sectional Analysis Software

Not just form | Free Trial

[www.facebook.com/PJHarnessRacing](http://www.facebook.com/PJHarnessRacing)



RISE Digital, Harness Racing Australia nor the provider accepts any responsibility for the completeness or accuracy of any of the information contained herein, and makes no representations about its suitability for any particular purpose. Users should make their own judgements about those matters and/or seek independent advice. You assume all risks associated with use of data provided on this page

# Wagin Race 6 Distance 1776m

Friday, 22 November 2024



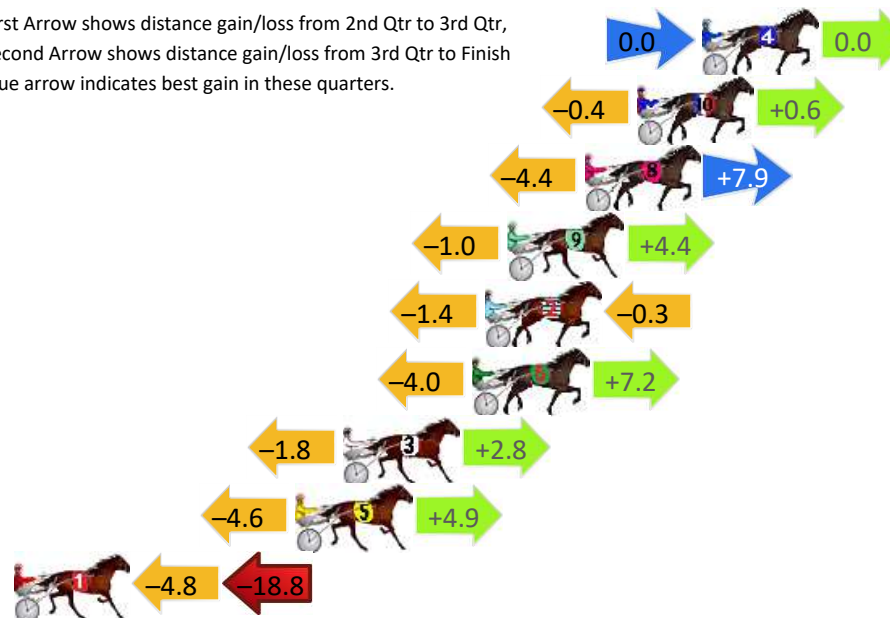
Gross Time: 2:15.50 MileRate: 2:02.80 LeadTime: 12.50s First Qtr: 32.20s Second Qtr: 30.90s Third Qtr: 30.60s Fourth Qtr: 29.30s

DATA TABLE: 800 / 400 Posi's are position from leader and (how wide the horse was at that position)

No	Horse	Plc	Mar	800 Posi	400 Posi	Time	3rd Qtr	4th Qt
4	WANDERING GIRL	1	0.0m	0.0m (0)	0.0m (0)	2:15.50	30.60s	29.30s
10	SOUNDS LIKE FUN	2	2.6m	2.8m (1)	3.2m (1)	2:15.70	30.63s	29.26s
8	ELEPHANT ROCK	3	4.7m	8.2m (0)	12.6m (1)	2:15.86	30.91s	28.72s
9	COHLIN	4	7.8m	11.2m (1)	12.2m (2)	2:16.10	30.67s	28.98s
2	JUST A PET	5	8.7m	7.0m (1)	8.4m (1)	2:16.17	30.70s	29.32s
6	ASHIMA	6	9.2m	12.4m (0)	16.4m (0)	2:16.21	30.89s	28.78s
3	ALL ABOUT AMERICA	7	14.4m	15.4m (1)	17.2m (1)	2:16.61	30.73s	29.10s
5	ELLIEGOZOOM	8	16.3m	16.6m (0)	21.2m (0)	2:16.75	30.93s	28.94s
1	READY TO ATTACK	9	27.6m	4.0m (0)	8.8m (0)	2:17.62	30.99s	30.67s

## Finish Position and metres gained

First Arrow shows distance gain/loss from 2nd Qtr to 3rd Qtr, Second Arrow shows distance gain/loss from 3rd Qtr to Finish Blue arrow indicates best gain in these quarters.



# Wagin Race 7 Distance 2540m

Friday, 22 November 2024

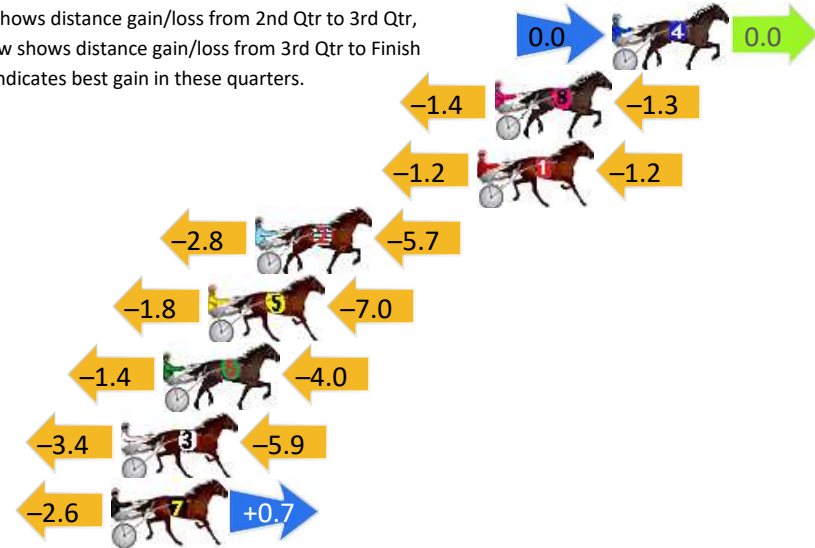
Gross Time: 3:20.00 MileRate: 2:05.70 LeadTime: 77.40s First Qtr: 32.70s Second Qtr: 30.90s Third Qtr: 29.10s Fourth Qtr: 29.90s

DATA TABLE: 800 / 400 Posi's are position from leader and (how wide the horse was at that position)

No	Horse	Plc	Mar	800 Posi	400 Posi	Time	3rd Qtr	4th Qt
4	IMMACHULATE	1	0.0m	0.0m (0)	0.0m (0)	3:20.00	29.10s	29.90s
8	FLEUR DU MAQUIS	2	4.7m	2.0m (2)	3.4m (2)	3:20.37	29.20s	30.00s
1	MY GRAND ANGUS	3	5.4m	3.0m (1)	4.2m (1)	3:20.42	29.19s	29.99s
2	DANNIKA	4	14.3m	5.8m (0)	8.6m (0)	3:21.12	29.30s	30.32s
5	VINITA ROSE	5	16.2m	7.4m (1)	9.2m (1)	3:21.27	29.23s	30.42s
6	ISAIDBOO	6	18.0m	12.6m (1)	14.0m (2)	3:21.41	29.20s	30.20s
3	PENTHOUSE	7	19.7m	10.4m (0)	13.8m (1)	3:21.54	29.34s	30.34s
7	SISTER ACT	8	20.1m	18.2m (0)	20.8m (0)	3:21.57	29.29s	29.85s

## Finish Position and metres gained

First Arrow shows distance gain/loss from 2nd Qtr to 3rd Qtr,  
Second Arrow shows distance gain/loss from 3rd Qtr to Finish  
Blue arrow indicates best gain in these quarters.



800

Visual positions in race at 2nd Quarter



400

Visual positions in race at 3rd Quarter

