

# Wagin Race 1 Distance 2180m

Friday, 13 September 2024



Gross Time: 2:44.00 MileRate: 2:01.10 LeadTime: 44.00s First Qtr: 33.10s Second Qtr: 29.90s Third Qtr: 28.90s Fourth Qtr: 28.10s

DATA TABLE: 800 / 400 Posi's are position from leader and (how wide the horse was at that position)

No	Horse	Plc	Mar	800 Posi	400 Posi	Time	3rd Qtr	4th Qt
6	ROX THE WORLD	1	0.0m	0.0m (0)	0.0m (0)	2:44.00	28.90s	28.10s
9	DEL BOCAVISTA BAY	2	15.5m	14.4m (1)	17.6m (2)	2:45.14	29.12s	27.95s
5	MY GRAND ANGUS	3	21.8m	2.0m (1)	8.2m (1)	2:45.61	29.35s	29.05s
4	PHILTHEJUG	4	30.5m	6.0m (1)	13.2m (1)	2:46.25	29.43s	29.31s
3	LOWLANDS BEACH BOY	5	30.9m	5.4m (0)	11.4m (0)	2:46.28	29.34s	29.46s
7	ALLWOODS CHEVRON	6	35.9m	10.2m (0)	15.4m (0)	2:46.65	29.29s	29.53s
8	TEMPT THE STARS	7	63.5m	15.2m (0)	24.4m (0)	2:48.69	29.59s	30.83s
10	FUNKY MUSIC	8	87.9m	76.0m (0)	81.0m (0)	2:50.49	29.26s	28.58s
1	MALDAZA	9	88.7m	10.4m (1)	20.8m (1)	2:50.55	29.70s	32.84s

## Finish Position and metres gained

First Arrow shows distance gain/loss from 2nd Qtr to 3rd Qtr, Second Arrow shows distance gain/loss from 3rd Qtr to Finish  
Blue arrow indicates best gain in these quarters.



# Wagin Race 2 Distance 2180m

Friday, 13 September 2024


Gross Time: 2:46.90 MileRate: 2:03.20 LeadTime: 43.70s First Qtr: 32.60s Second Qtr: 31.50s Third Qtr: 29.60s Fourth Qtr: 29.50s

DATA TABLE: 800 / 400 Posi's are position from leader and (how wide the horse was at that position)

No	Horse	Plc	Mar	800 Posi	400 Posi	Time	3rd Qtr	4th Qt
2	BETTERTHAN SECRET	1	0.0m	0.0m (0)	0.0m (0)	2:46.90	29.60s	29.50s
1	HEAVENLY BLISS	2	4.8m	4.2m (0)	4.2m (0)	2:47.27	29.60s	29.54s
9	GO HOME JO	3	6.6m	12.8m (0)	12.4m (0)	2:47.41	29.57s	29.07s
6	SWANBOURNE SPUNK	4	7.1m	3.2m (1)	3.8m (1)	2:47.45	29.64s	29.74s
10	CROWDED REACTOR	5	7.2m	20.2m (1)	10.0m (3)	2:47.46	28.85s	29.29s
8	ELLIEGOZOOM	6	8.4m	15.8m (1)	15.6m (2)	2:47.55	29.58s	28.97s
7	IMMACHULATE	7	9.0m	8.8m (0)	8.0m (0)	2:47.60	29.54s	29.57s
4	GLADYS GUGMAN	8	13.5m	7.2m (1)	7.4m (2)	2:47.94	29.62s	29.95s
5	RODGER JAMES	9	18.8m	17.4m (0)	18.2m (0)	2:48.35	29.66s	29.54s
3	ATLANTAS	10	35.3m	11.2m (1)	11.8m (1)	2:49.63	29.65s	31.22s

## Finish Position and metres gained

First Arrow shows distance gain/loss from 2nd Qtr to 3rd Qtr, Second Arrow shows distance gain/loss from 3rd Qtr to Finish  
Blue arrow indicates best gain in these quarters.



800

Visual positions in race at 2nd Quarter



400

Visual positions in race at 3rd Quarter



# Wagin Race 3 Distance 2180m

Friday, 13 September 2024



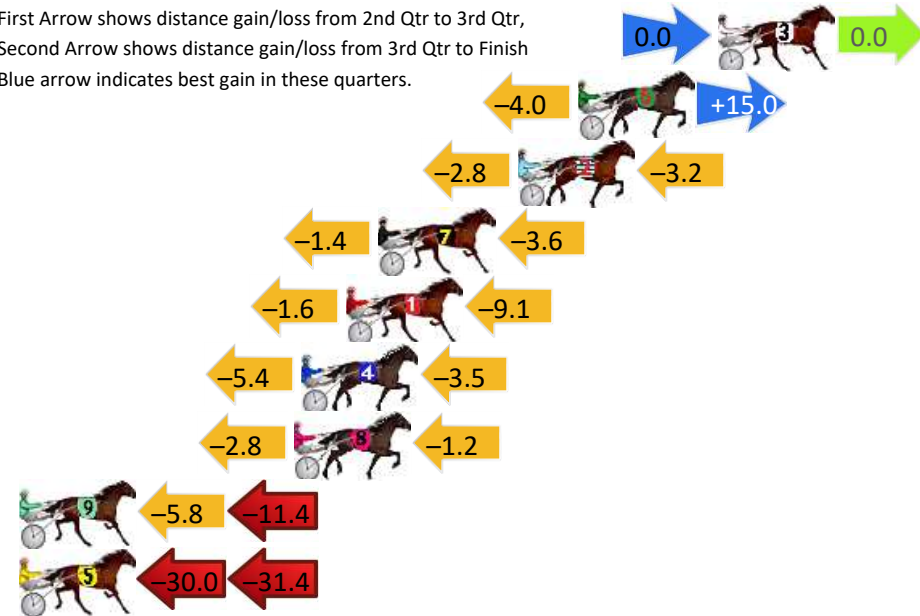
Gross Time: 2:46.10 MileRate: 2:02.60 LeadTime: 44.20s First Qtr: 32.50s Second Qtr: 29.90s Third Qtr: 29.90s Fourth Qtr: 29.60s

DATA TABLE: 800 / 400 Posi's are position from leader and (how wide the horse was at that position)

No	Horse	Plc	Mar	800 Posi	400 Posi	Time	3rd Qtr	4th Qt
3	HEZ SPECIAL	1	0.0m	0.0m (0)	0.0m (0)	2:46.10	29.90s	29.60s
6	EXTINCTION	2	5.6m	16.6m (1)	20.6m (0)	2:46.53	30.19s	28.50s
2	NEVERTELLMETHEO DDS	3	8.0m	2.0m (1)	4.8m (1)	2:46.72	30.11s	29.84s
7	BATAVIA JANE	4	13.6m	8.6m (0)	10.0m (1)	2:47.16	30.00s	29.86s
1	SUB MARINER	5	14.9m	4.2m (0)	5.8m (0)	2:47.26	30.02s	30.27s
4	LUCY HELEN	6	16.7m	7.8m (1)	13.2m (2)	2:47.40	30.30s	29.86s
8	MUMMAS LITTLE STAR	7	17.0m	13.0m (0)	15.8m (0)	2:47.42	30.11s	29.69s
9	ANYLOVEISGOODLO VE	8	29.8m	12.6m (1)	18.4m (1)	2:48.41	30.33s	30.44s
5	TRUNKEY MON STAR	9	191.4m	130.0m (0)	160.0m (0)	3:00.95	32.13s	31.91s

## Finish Position and metres gained

First Arrow shows distance gain/loss from 2nd Qtr to 3rd Qtr,  
Second Arrow shows distance gain/loss from 3rd Qtr to Finish  
Blue arrow indicates best gain in these quarters.



# Wagin Race 4 Distance 2180m

Friday, 13 September 2024


Gross Time: 2:45.80 MileRate: 2:02.40 LeadTime: 44.30s First Qtr: 33.40s Second Qtr: 31.00s Third Qtr: 28.30s Fourth Qtr: 28.80s

DATA TABLE: 800 / 400 Posi's are position from leader and (how wide the horse was at that position)

No	Horse	Plc	Mar	800 Posi	400 Posi	Time	3rd Qtr	4th Qt
9	FLEUR DU MAQUIS	1	0.0m	4.4m (2)	0.8m (2)	2:45.80	28.04s	28.74s
3	THE BEAUDSTER	2	0.8m	1.6m (1)	0.0m (1)	2:45.86	28.19s	28.86s
7	KOLISI	3	4.9m	4.4m (0)	4.6m (0)	2:46.17	28.31s	28.82s
1	MAJIC BAY	4	5.6m	0.0m (0)	0.4m (0)	2:46.22	28.33s	29.17s
2	ELLUCIFER	5	9.0m	5.4m (1)	4.2m (1)	2:46.48	28.21s	29.14s
8	ISAIDBOO	6	9.5m	8.6m (0)	10.0m (0)	2:46.52	28.40s	28.76s
6	HIGHLY FLAMMABLE	7	11.1m	12.4m (0)	13.8m (1)	2:46.64	28.40s	28.61s
5	FIREBRACE	8	12.4m	11.8m (1)	9.0m (1)	2:46.74	28.10s	29.04s
4	PRIDDAH	9	32.7m	12.4m (2)	22.6m (0)	2:48.27	29.02s	29.52s


## Finish Position and metres gained

First Arrow shows distance gain/loss from 2nd Qtr to 3rd Qtr, Second Arrow shows distance gain/loss from 3rd Qtr to Finish. Blue arrow indicates best gain in these quarters.



800

Visual positions in race at 2nd Quarter



400

Visual positions in race at 3rd Quarter



# Wagin Race 5 Distance 1776m

Friday, 13 September 2024




Gross Time: 2:15.20 MileRate: 2:02.50 LeadTime: 11.60s First Qtr: 32.70s Second Qtr: 31.20s Third Qtr: 30.70s Fourth Qtr: 29.00s

DATA TABLE: 800 / 400 Posi's are position from leader and (how wide the horse was at that position)

NoHorse	Plc	Mar	800 Posi	400 Posi	Time	3rd Qtr	4th Qt
9 JAMIE KIM	1	0.0m	7.6m (2)	0.0m (2)	2:15.20	30.14s	29.00s
5 FOLLOW THE ARK	2	0.5m	15.4m (1)	9.2m (4)	2:15.24	30.22s	28.37s
8 ADMIRAL DARCY	3	2.3m	11.0m (1)	4.4m (4)	2:15.38	30.21s	28.85s
1 SANFORD BART	4	2.4m	0.0m (0)	0.6m (0)	2:15.38	30.75s	29.13s
6 SANFORD HARRY	5	6.6m	8.6m (0)	9.2m (1)	2:15.70	30.74s	28.81s
3 I SEE FIRE	6	8.6m	6.6m (1)	6.6m (2)	2:15.85	30.70s	29.14s
7 ALEXANDRA THEGREAT	7	15.2m	4.2m (0)	6.6m (0)	2:16.36	30.90s	29.62s
4 CAMEOS DELIGHT	8	35.9m	2.2m (1)	2.0m (1)	2:17.93	30.76s	31.44s
2 LUCIENNE	9	42.5m	3.4m (2)	5.4m (3)	2:18.43	30.93s	31.67s

## Finish Position and metres gained

First Arrow shows distance gain/loss from 2nd Qtr to 3rd Qtr, Second Arrow shows distance gain/loss from 3rd Qtr to Finish Blue arrow indicates best gain in these quarters.



# Wagin Race 6 Distance 2180m


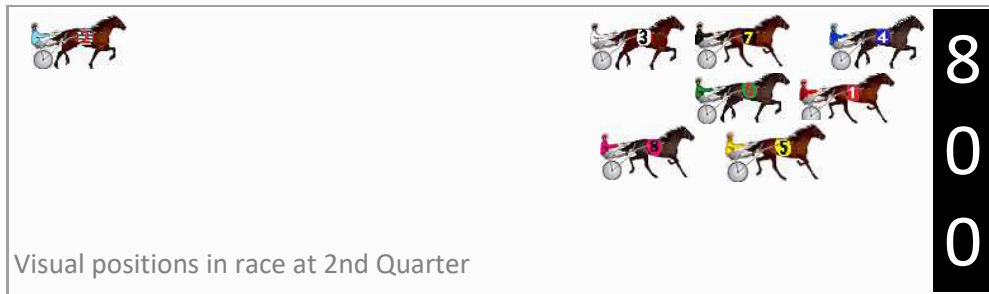
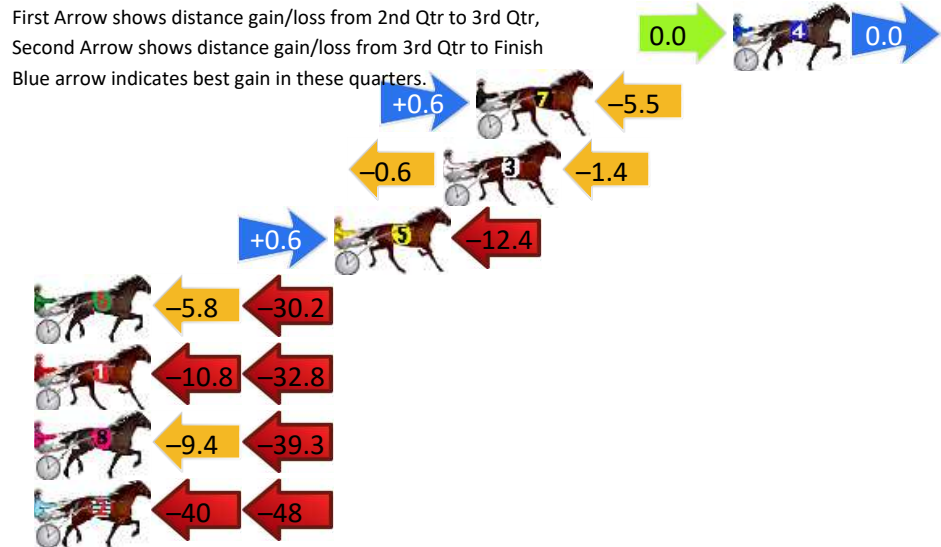
Friday, 13 September 2024

Gross Time: 2:44.00 MileRate: 2:01.00 LeadTime: 42.30s First Qtr: 31.40s Second Qtr: 30.70s Third Qtr: 29.90s Fourth Qtr: 29.70s

DATA TABLE: 800 / 400 Posi's are position from leader and (how wide the horse was at that position)

No	Horse	Plc	Mar	800 Posi	400 Posi	Time	3rd Qtr	4th Qt
4	LUHRSY	1	0.0m	0.0m (0)	0.0m (0)	2:44.00	29.90s	29.70s
7	ROCK THE BANK	2	10.3m	5.4m (0)	4.8m (0)	2:44.80	29.86s	30.11s
3	THE THIRSTY VET	3	11.6m	9.6m (0)	10.2m (0)	2:44.90	29.94s	29.80s
5	SAVE THIS DANCE	4	16.0m	4.2m (2)	3.6m (1)	2:45.25	29.86s	30.62s
6	HOOAH	5	41.4m	5.4m (1)	11.2m (2)	2:47.22	30.34s	31.93s
1	CHALKY WHITE	6	44.8m	1.2m (1)	12.0m (1)	2:47.49	30.71s	32.12s
8	JUST A HAPPY MAN	7	57.9m	9.2m (2)	18.6m (0)	2:48.51	30.61s	32.60s
2	INEEDA DRINK	8	288.0m	200.0m (0)	240.0m (0)	3:06.42	32.88s	33.24s

## Finish Position and metres gained



# Wagin Race 7 Distance 1776m

Friday, 13 September 2024

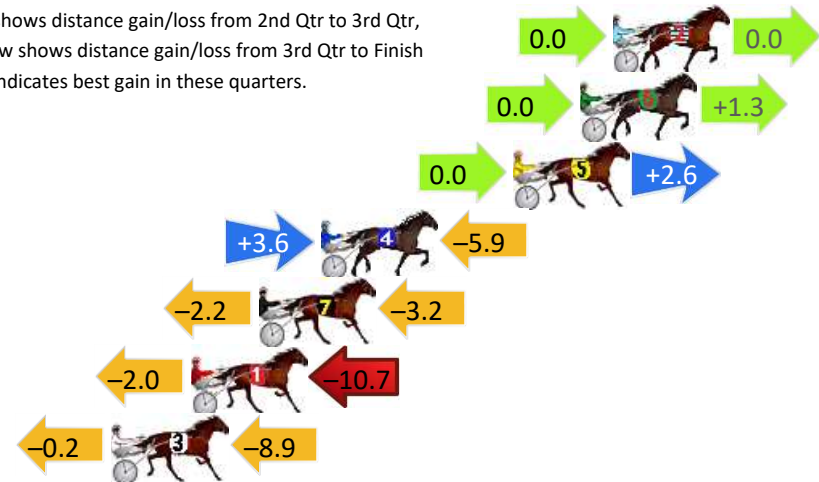
Gross Time: 2:15.60 MileRate: 2:02.90 LeadTime: 10.20s First Qtr: 35.70s Second Qtr: 31.80s Third Qtr: 29.50s Fourth Qtr: 28.40s

DATA TABLE: 800 / 400 Posi's are position from leader and (how wide the horse was at that position)

No	Horse	Plc	Mar	800 Posi	400 Posi	Time	3rd Qtr	4th Qt
2	JOE WITH THE FLOW	1	0.0m	0.0m (0)	0.0m (0)	2:15.60	29.50s	28.40s
6	FOLLOW THE MILKYWAY	2	1.3m	2.6m (1)	2.6m (1)	2:15.70	29.50s	28.31s
5	BATAVIA STREAMLINE	3	4.0m	6.6m (1)	6.6m (1)	2:15.90	29.50s	28.22s
4	ROCKIN THE TREND	4	11.7m	9.4m (2)	5.8m (2)	2:16.47	29.25s	28.82s
7	PACIFIC EAGLE	5	14.2m	8.8m (0)	11.0m (0)	2:16.66	29.66s	28.63s
1	MORISSETTE	6	16.9m	4.2m (0)	6.2m (0)	2:16.86	29.66s	29.16s
3	IDEAL WHITBY	7	20.1m	11.0m (1)	11.2m (1)	2:17.10	29.53s	29.03s

## Finish Position and metres gained

First Arrow shows distance gain/loss from 2nd Qtr to 3rd Qtr, Second Arrow shows distance gain/loss from 3rd Qtr to Finish  
Blue arrow indicates best gain in these quarters.



800

Visual positions in race at 2nd Quarter



400

Visual positions in race at 3rd Quarter